

United States Patent [19]

De Lucchi

[11] Patent Number: **Des. 319,664**

[45] Date of Patent: **** Sep. 3, 1991**

[54] **ADHESIVE STRIP APPLICATOR CASSETTE**

[75] Inventor: **Michele De Lucchi, Milan, Italy**

[73] Assignee: **Pelikan AG, Hanover, Fed. Rep. of Germany**

[**] Term: **14 Years**

[21] Appl. No.: **189,576**

[22] Filed: **May 3, 1988**

[30] **Foreign Application Priority Data**

Nov. 3, 1987 [DE] Fed. Rep. of Germany ... 82MR2930

[52] U.S. Cl. **D19/69; D19/67**

[58] Field of Search **D19/67, 68, 69; 83/167, 83/467, 560, 588, 618; 225/6, 19, 45, 56, 65, 77, 85, 89**

[56] **References Cited**

U.S. PATENT DOCUMENTS

- D. 179,091 10/1956 Pangburn D19/69
- D. 182,165 2/1958 Caruso D19/69 X
- D. 298,339 11/1988 Eisenberg et al. D19/67
- D. 300,151 3/1989 Lin D19/67
- D. 310,687 9/1990 Berracasa D19/69

- D. 310,846 9/1990 Sakurai D19/69
- 1,572,063 2/1926 Black D19/69 X
- 2,582,980 1/1952 Fritzinger D19/69 X
- 3,125,263 3/1964 Harbour D19/69 X

Primary Examiner—Nelson C. Holtje
Assistant Examiner—Martha Thompson
Attorney, Agent, or Firm—Herbert Dubno

[57] **CLAIM**

The ornamental design for an adhesive strip applicator cassette, as shown and described.

DESCRIPTION

FIG. 1 is a top, side perspective view of one side of the adhesive strip applicator cassette showing my new design, the opposite side being a mirror image of the one shown;

FIG. 2 is a front elevational view thereof;

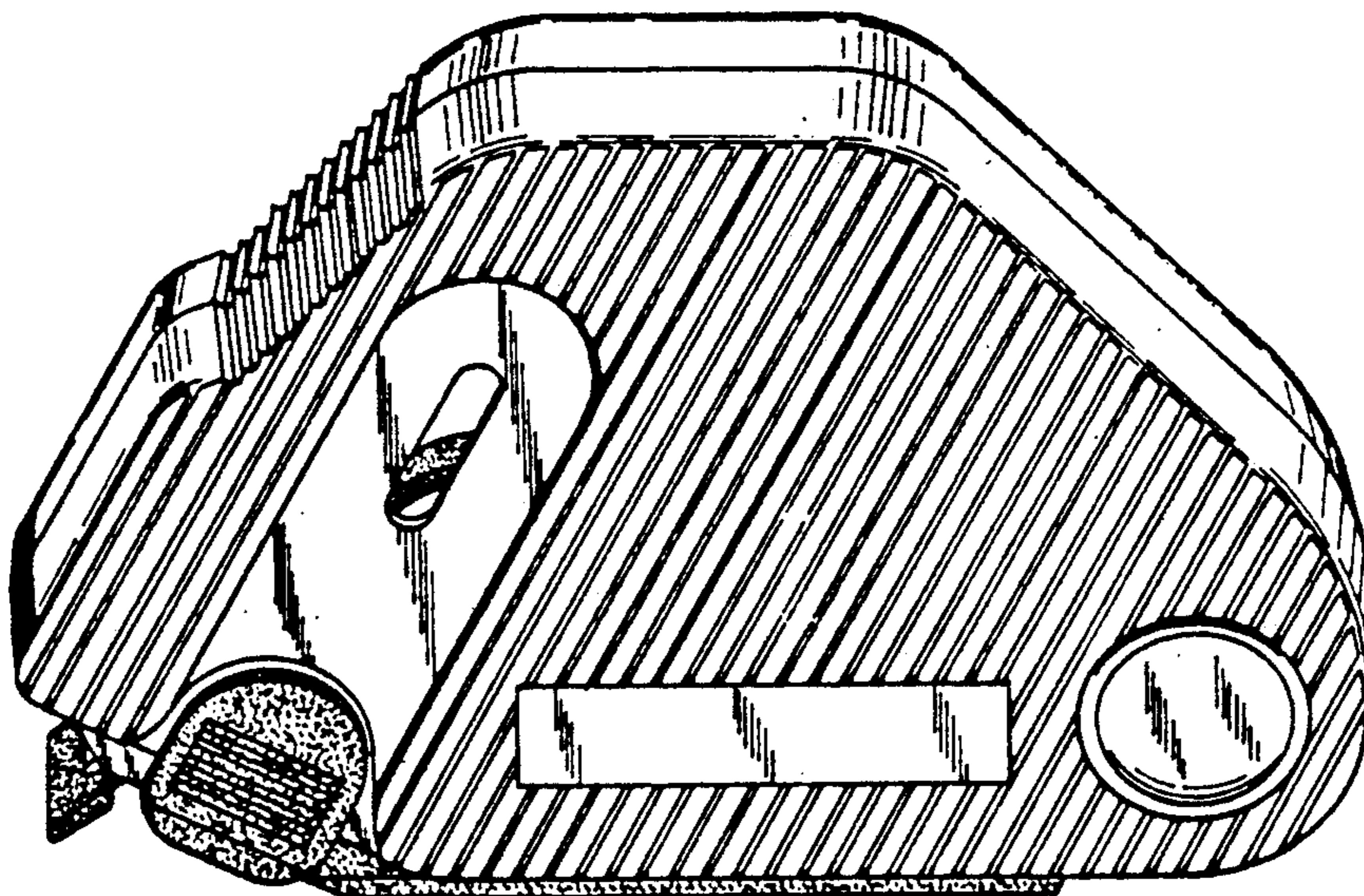
FIG. 3 is a rear elevational view thereof;

FIG. 4 is a bottom plan view thereof;

FIG. 5 is a right-side elevational view with the strip-coil holder shown pivoted out from the cassette housing; and

FIG. 6 is a left-side elevational view of FIG. 5.

Stippling has been used to illustrate contrasting surfaces.



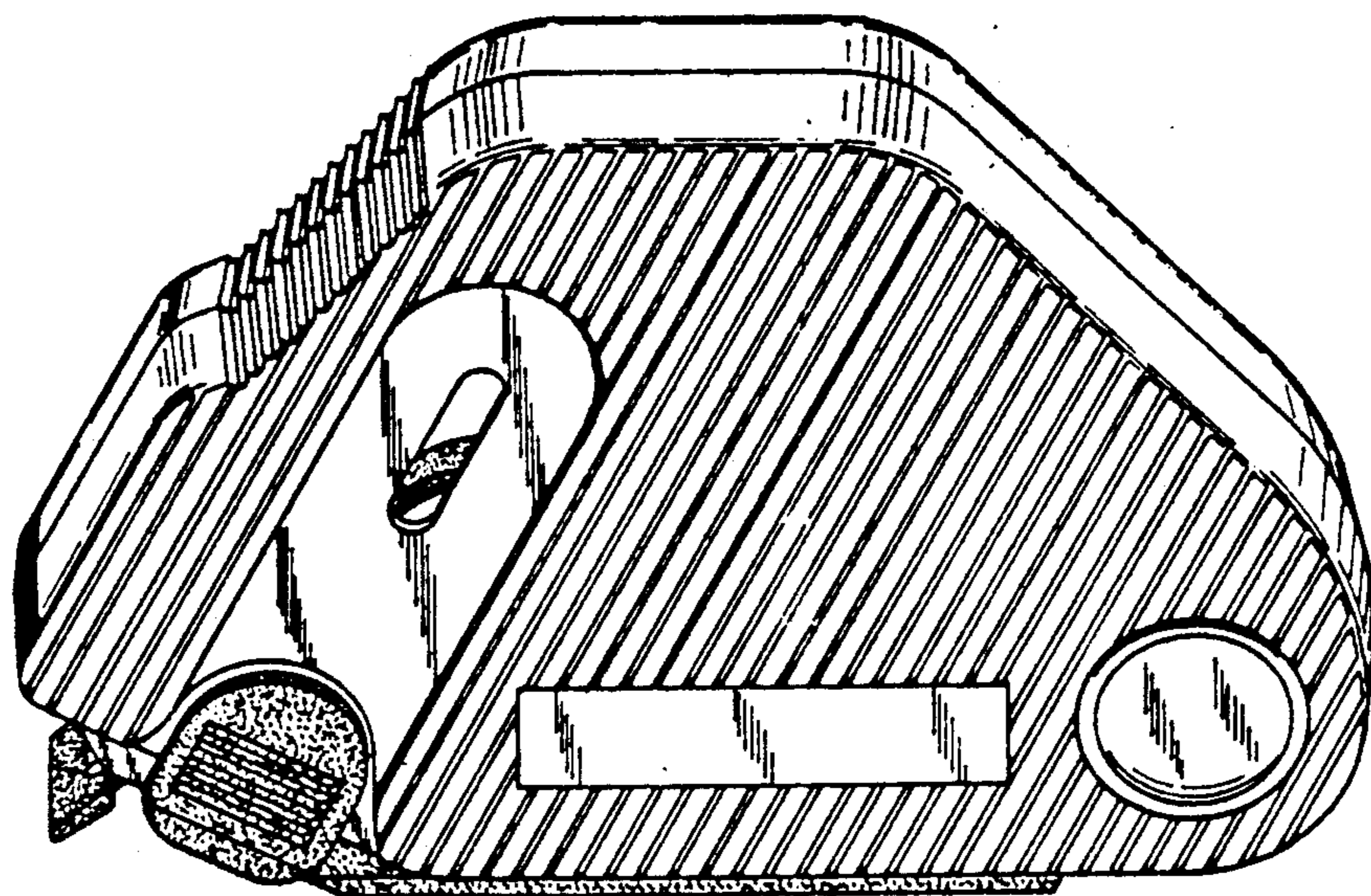


FIG. 1




FIG. 4




FIG. 2




FIG. 3

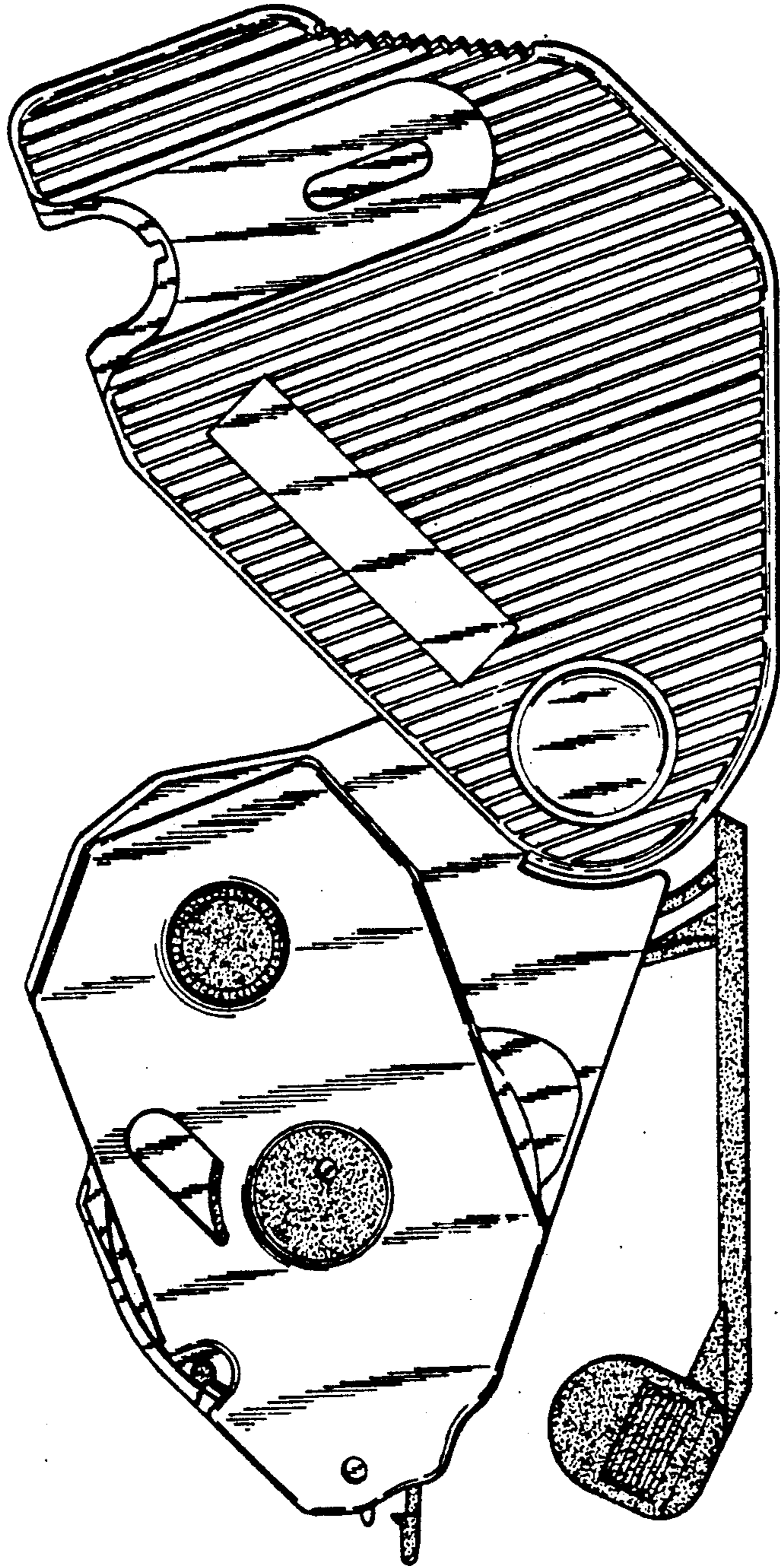


FIG. 5

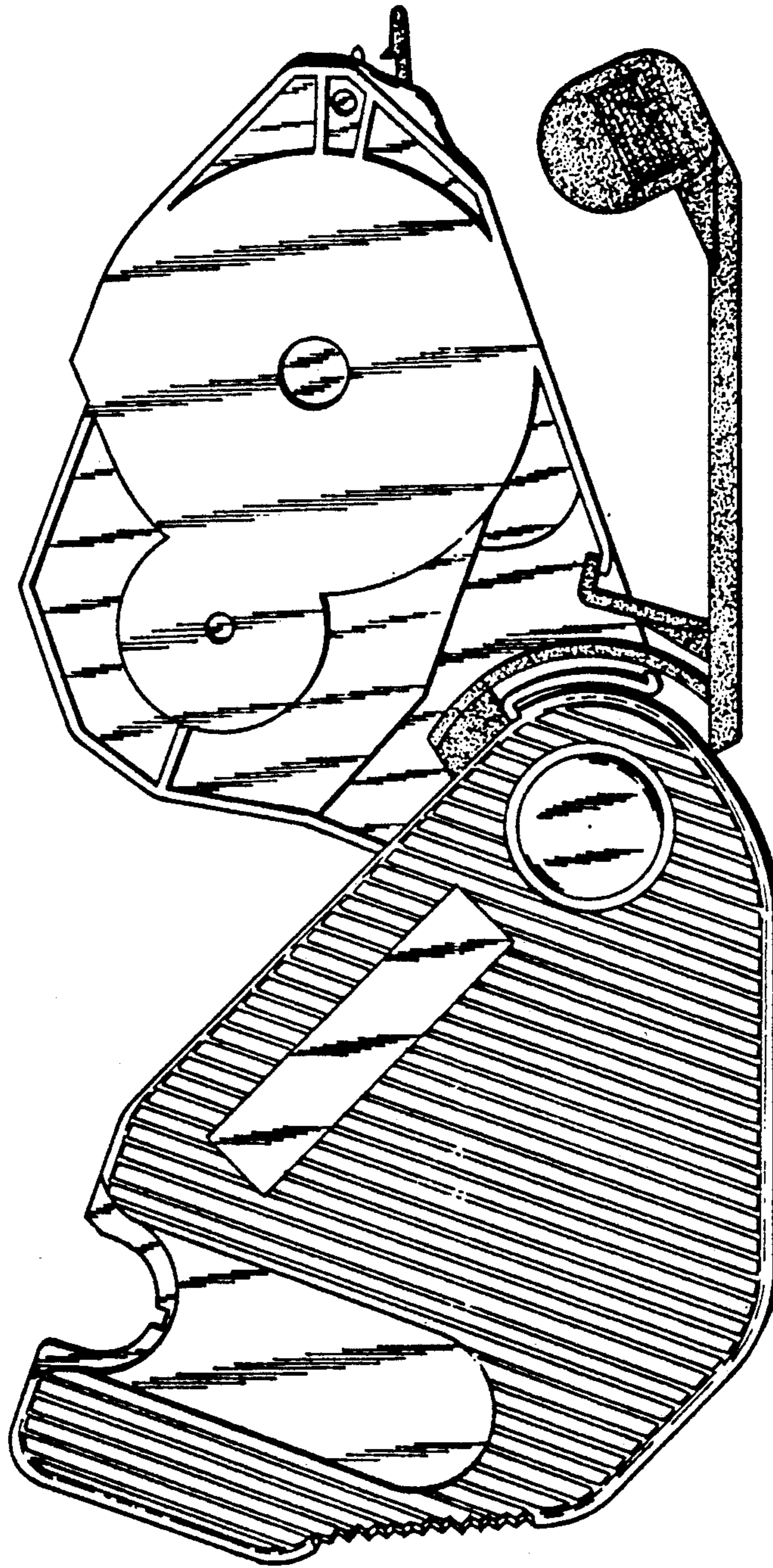


FIG. 6