

# United States Patent [19]

Staelens

[11] Patent Number: **Des. 319,646**

[45] Date of Patent: **\*\* Sep. 3, 1991**

[54] EYEGLASSES

[76] Inventor: **Edward L. Staelens, 1723 E. Flower St., Space D-18, Phoenix, Ariz. 85016**

[\*\*] Term: **14 Years**

[21] Appl. No.: **240,108**

[22] Filed: **Sep. 2, 1988**

[52] U.S. Cl. .... **D16/102**

[58] Field of Search ..... **D16/102, 107, 108, 111, D16/112, 115, 117, 121; D29/9**

[56] **References Cited**

**U.S. PATENT DOCUMENTS**

D. 114,800	5/1939	Simon	.....	D16/111
D. 141,844	7/1945	Brunetti	.....	D16/111
D. 215,032	8/1969	Huggins	.....	D16/121 X
D. 291,893	9/1987	Lipson	.....	D16/111 X

D. 301,482	6/1989	Chodat	.....	D16/102
1,380,957	6/1921	Haviland	.....	D16/108 X
2,323,518	7/1943	Cochran	.....	D16/121 X
2,394,799	2/1946	Morley	.....	D16/107 X


*Primary Examiner*—Bruce W. Dunkins  
*Assistant Examiner*—Monica A. Hannon  
*Attorney, Agent, or Firm*—Jerry T. Kearns

[57] **CLAIM**

The ornamental design for eyeglasses, as shown and described.

**DESCRIPTION**

FIG. 1 is a front elevational view of eyeglasses showing my new design;  
FIG. 2 is a rear elevational view thereof;  
FIG. 3 is a left side elevational view thereof;  
FIG. 4 is a right side elevational view thereof;  
FIG. 5 is a top plan view thereof; and,  
FIG. 6 is a bottom plan view thereof.






Fig. 1




Fig. 2

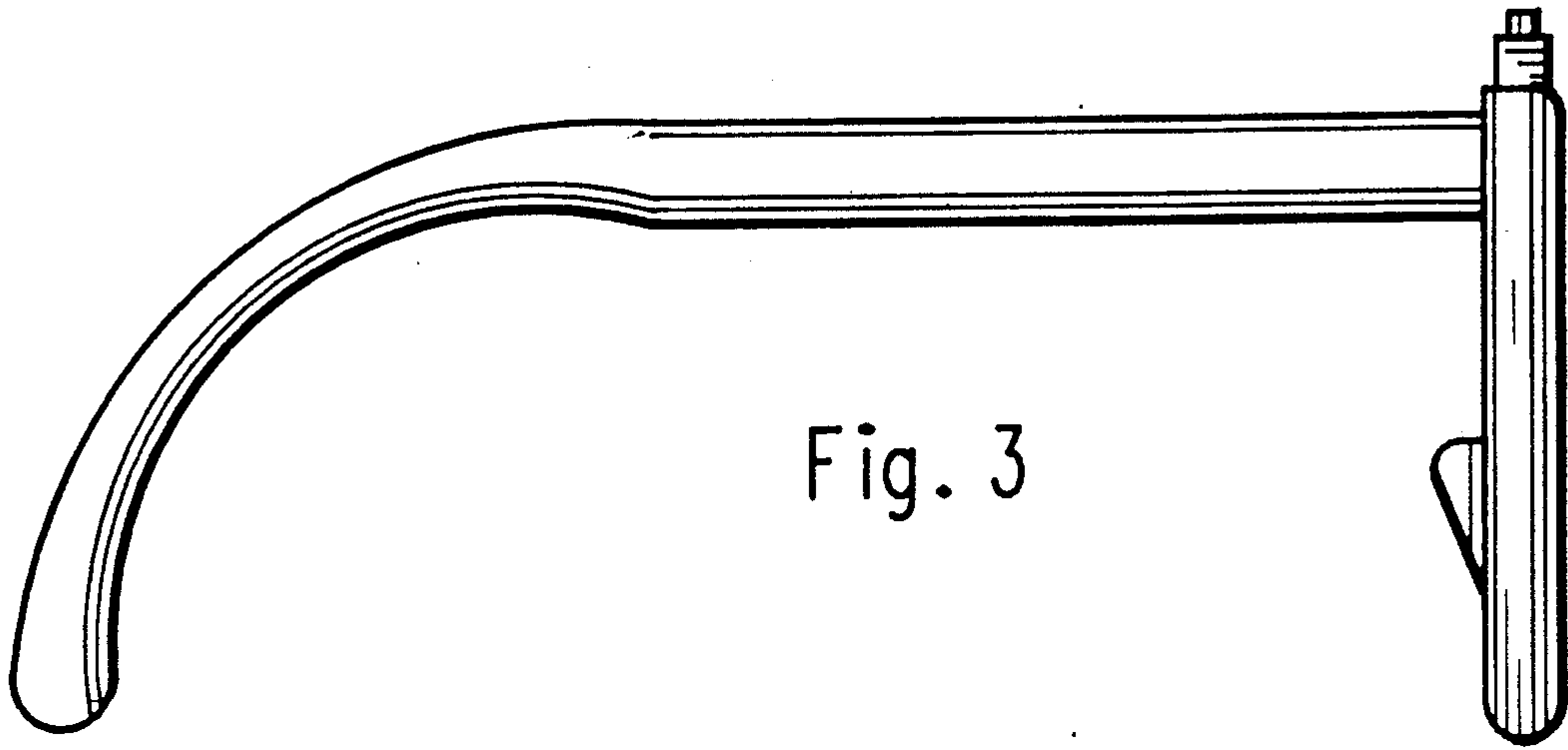


Fig. 3

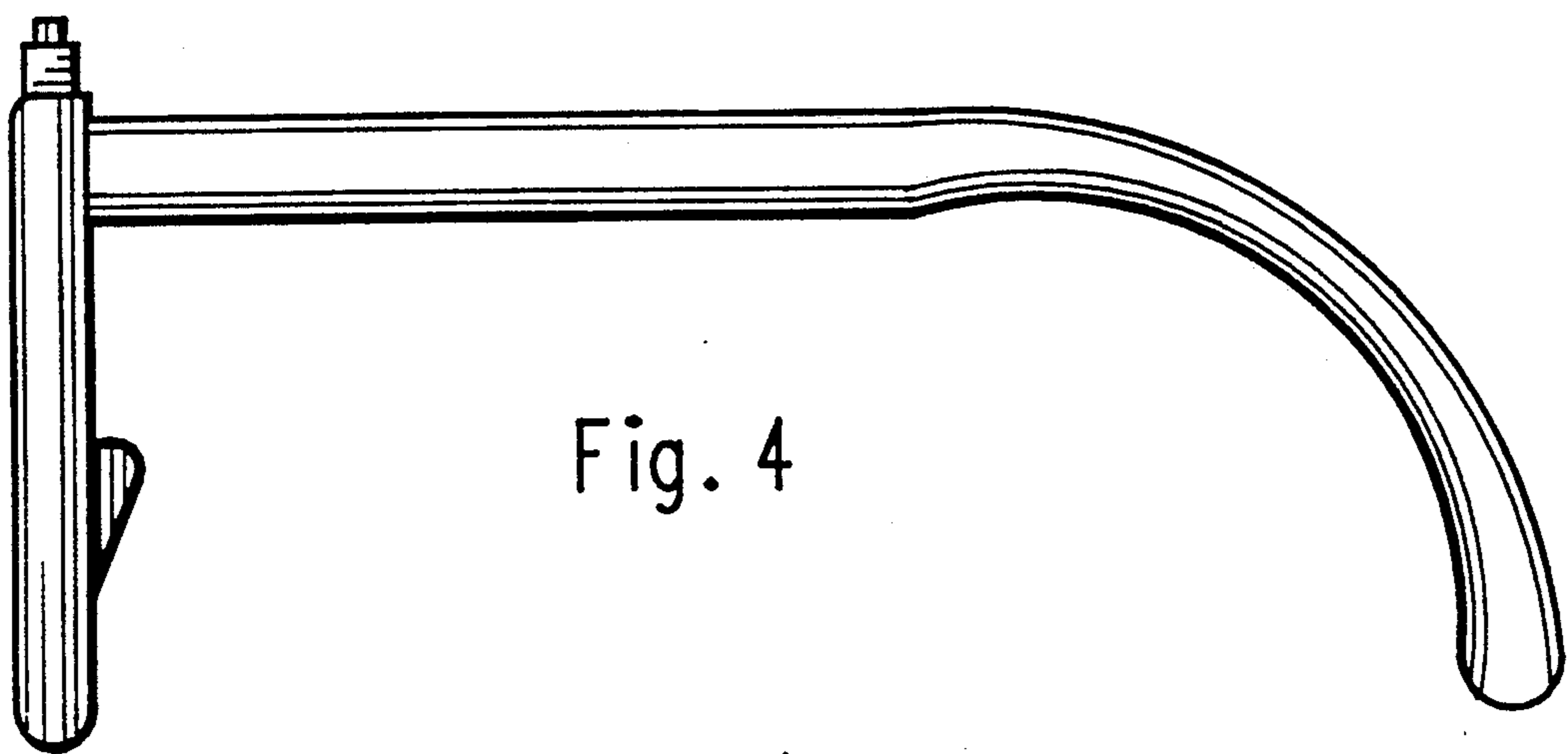


Fig. 4

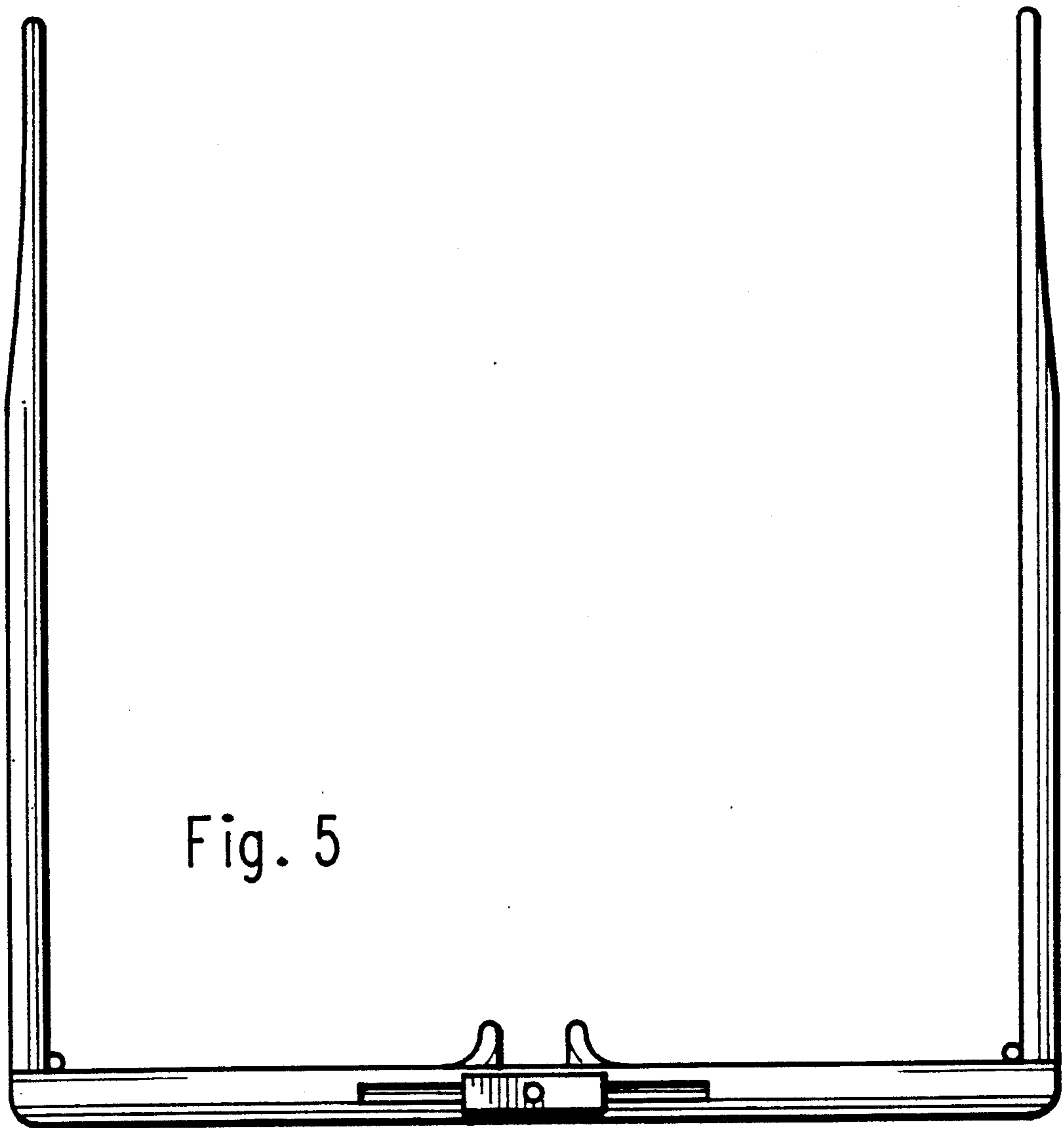


Fig. 5

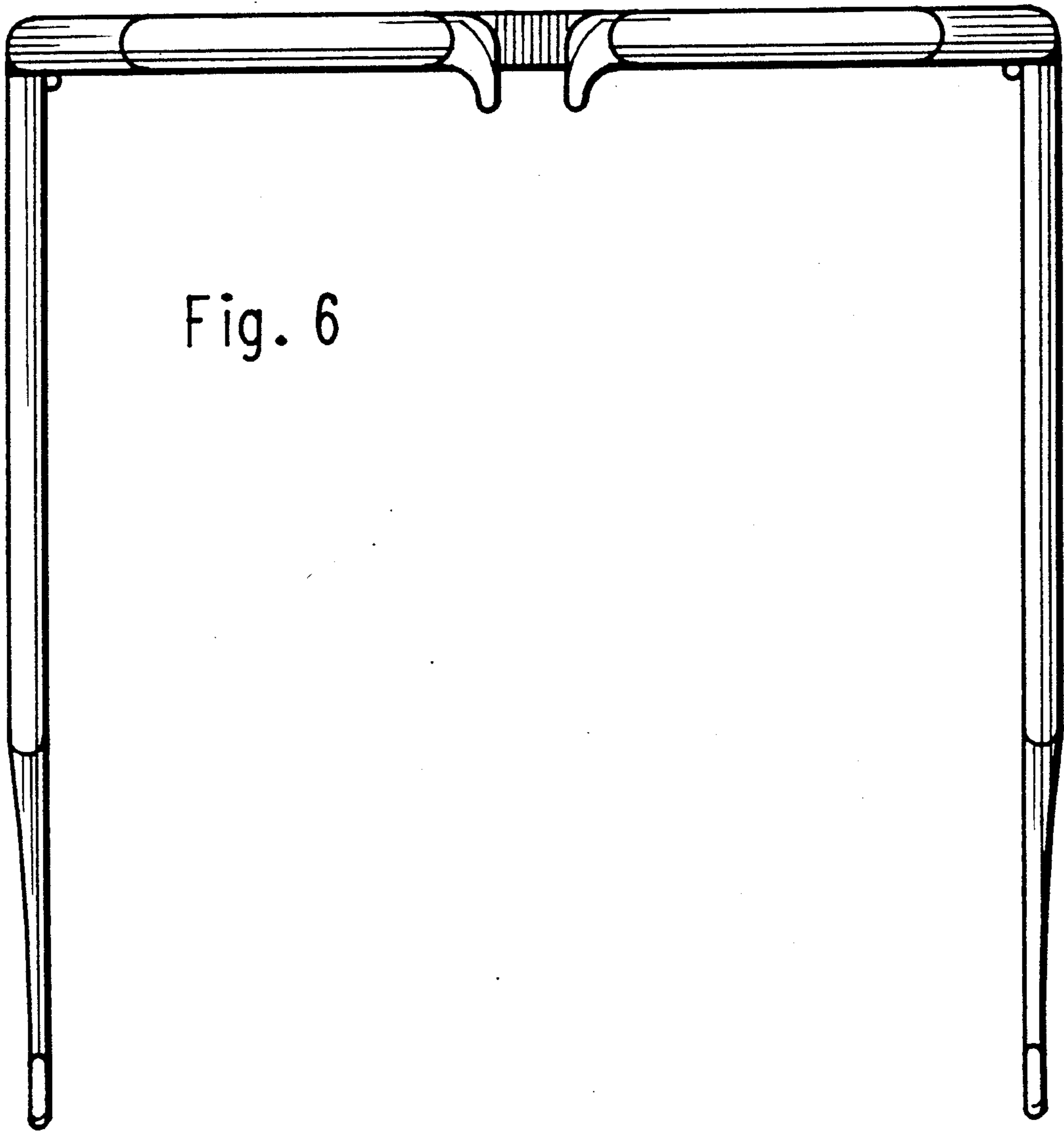


Fig. 6