

[54] **MINIATURE KEYBOARD**  
 [75] **Inventor: Robert H. Twyford, Great Falls, Va.**  
 [73] **Assignee: Datalux Corporation, Winchester, Va.**  
 [\*\*] **Term: 14 Years**  
 [21] **Appl. No.: 171,512**  
 [22] **Filed: Mar. 18, 1988**  
 [52] **U.S. Cl. .... D14/100**  
 [58] **Field of Search ..... D14/100, 105, 106, 107, D14/113, 114, 115; D18/1, 7, 11, 12; 340/700, 706, 711, 712; 341/22, 23; 364/706-710; 312/198, 208; 235/145 A, 145 R; 358/249, 254; 400/689-694, 486, 488, 485, 489, 492**

D. 281,605 12/1985 Bertone ..... D14/100  
 D. 281,608 12/1985 Bertone ..... D14/115  
 D. 282,069 1/1986 Lindhe ..... D14/100  
 D. 284,192 6/1986 Lindhe ..... D14/100  
 D. 284,671 7/1986 Mendel ..... D18/1  
 D. 287,249 12/1986 Lindhe ..... D14/100  
 D. 288,095 2/1987 Bennett ..... D14/100  
 4,244,659 1/1981 Malt ..... 400/486  
 4,560,845 12/1985 Takamura et al. .... 235/145 R X  
 4,579,470 4/1986 Casey ..... 400/486 X  
 4,669,903 6/1987 Herzog et al. .... 400/489

*Primary Examiner*—Wallace R. Burke  
*Assistant Examiner*—Freda S. Nunn  
*Attorney, Agent, or Firm*—Joseph G. Seeber

[56] **References Cited**

**U.S. PATENT DOCUMENTS**

D. 270,911 10/1983 Endt ..... D14/100  
 D. 272,624 2/1984 Genaro et al. .... D14/93  
 D. 275,009 8/1984 Shibata ..... D14/100  
 D. 276,914 12/1984 Moriconi ..... D14/100  
 D. 277,003 1/1985 Cridland et al. .... D14/100  
 D. 277,284 1/1985 Horne ..... D14/100  
 D. 278,404 4/1985 Morishita ..... D18/1  
 D. 278,828 5/1985 Funato et al. .... D18/1  
 D. 279,474 7/1985 Akagi et al. .... D14/100  
 D. 279,901 7/1985 Dillon ..... D14/100

[57] **CLAIM**

The ornamental design for a miniature keyboard, as shown and described.

**DESCRIPTION**

FIG. 1 is a top plan view of a miniature keyboard showing my new design;  
 FIG. 2 is a right side elevational view thereof;  
 FIG. 3 is a front elevational view thereof;  
 FIG. 4 is a top, front, left side perspective view thereof; and  
 FIG. 5 is a rear elevational view thereof.  
 The left side elevational view is a mirror image of the right side elevational view.

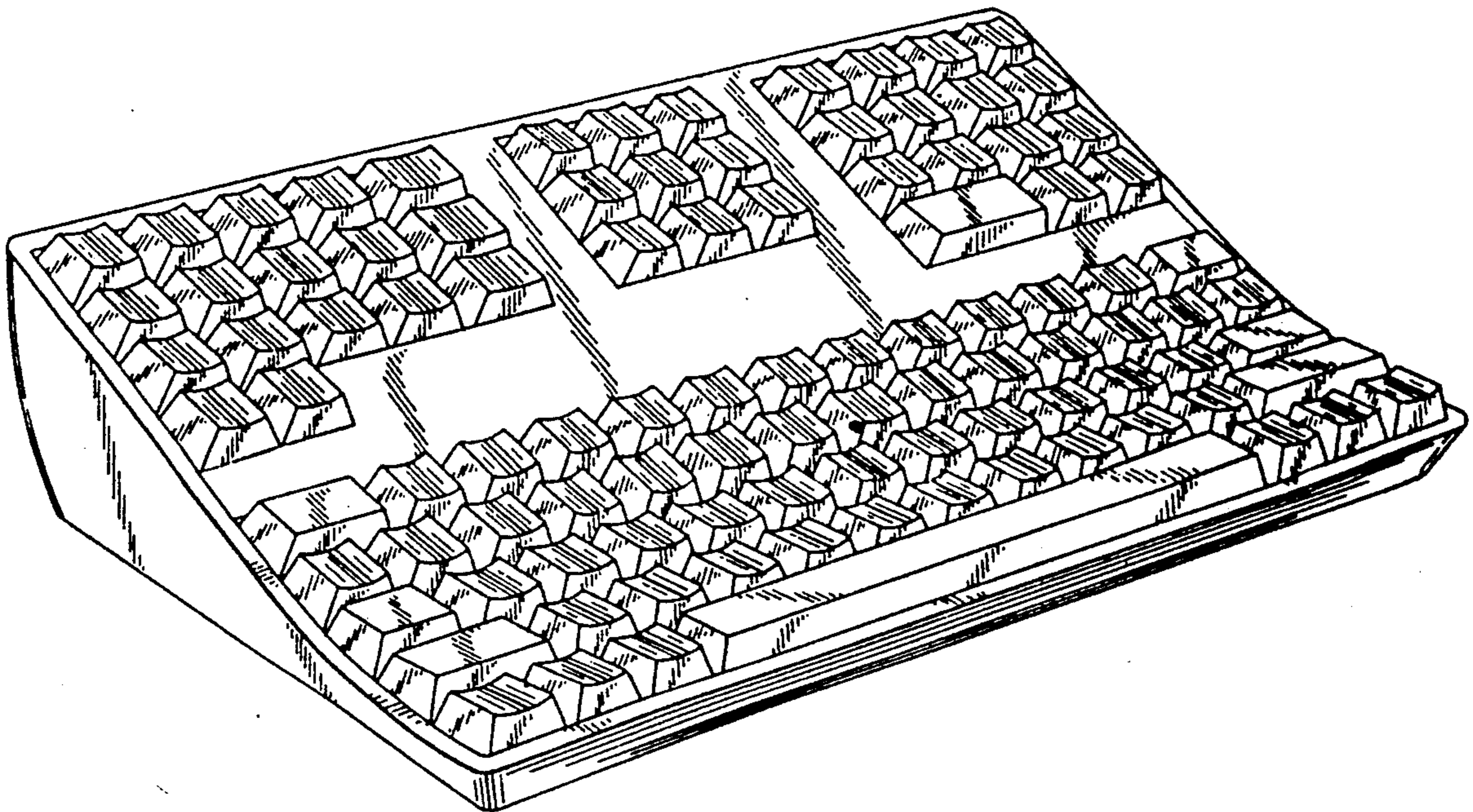




FIG. 1




FIG. 2

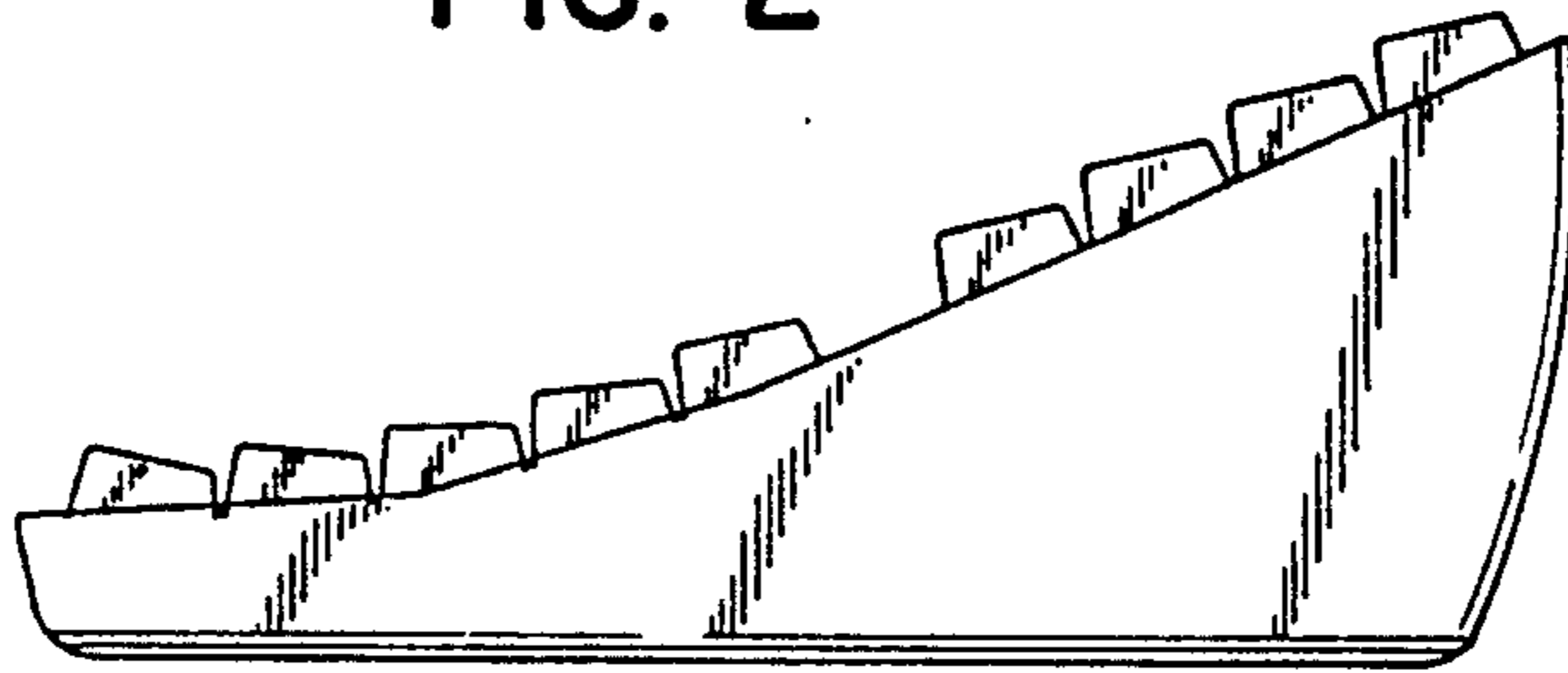


FIG. 3

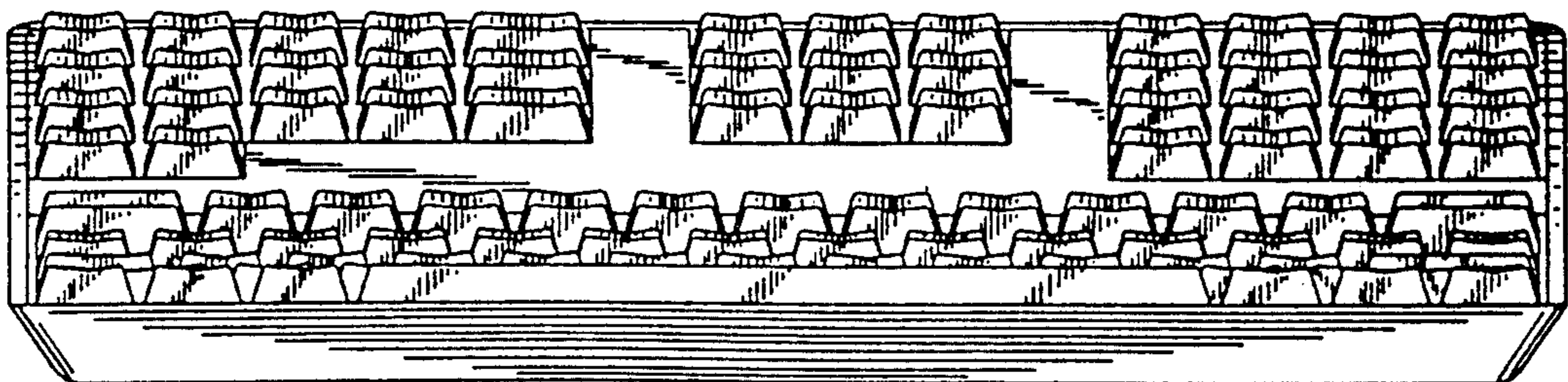


FIG. 5




FIG. 4

