

United States Patent [19]

Murakami

[11] Patent Number: **Des. 319,626**

[45] Date of Patent: **** Sep. 3, 1991**

[54] SPARK PLUG TERMINAL COVER

[75] Inventor: **Takao Murakami, Kosai, Japan**

[73] Assignee: **Yazaki Corporation, Japan**

[**] Term: **14 Years**

[21] Appl. No.: **172,919**

[22] Filed: **Mar. 23, 1988**

[52] U.S. Cl. **D13/156**

[58] Field of Search **D13/156, 120; 439/34, 439/596, 754, 755, 761, 125, 126, 607, 521, 620, 638; 123/169 PA, 647, 645, 595, 143 C**

[56] **References Cited**

U.S. PATENT DOCUMENTS

2,323,399	7/1943	Jacobi	439/126
2,899,478	8/1959	Schramm	123/143 C
3,019,287	1/1962	Newcomb, Jr. et al.	439/125
4,050,773	9/1977	Newell	439/754
4,455,059	6/1984	Theiler	439/754

4,770,642	9/1988	Van Hoose	439/596
4,789,343	12/1988	Dougherty et al.	439/34
4,790,767	12/1988	Sturdevan et al.	439/125

Primary Examiner—James M. Gandy

Assistant Examiner—Melody N. Brown

Attorney, Agent, or Firm—Jones, Askew & Lunsford

[57] CLAIM

The ornamental design for a spark plug terminal cover, as shown and described.

DESCRIPTION

FIG. 1 is a perspective view of a spark plug terminal cover showing my new design;

FIG. 2 is a top plan view thereof.

FIG. 3 is a front elevation view thereof;

FIG. 4 is a right side elevation view thereof, the left side being a mirror image of that shown;

FIG. 5 is a bottom plan view thereof;

FIG. 6 is a rear elevation view thereof; and

FIG. 7 is a cross-section view taken along line 7—7 of FIG. 3.






FIG 2




FIG 1




FIG 3

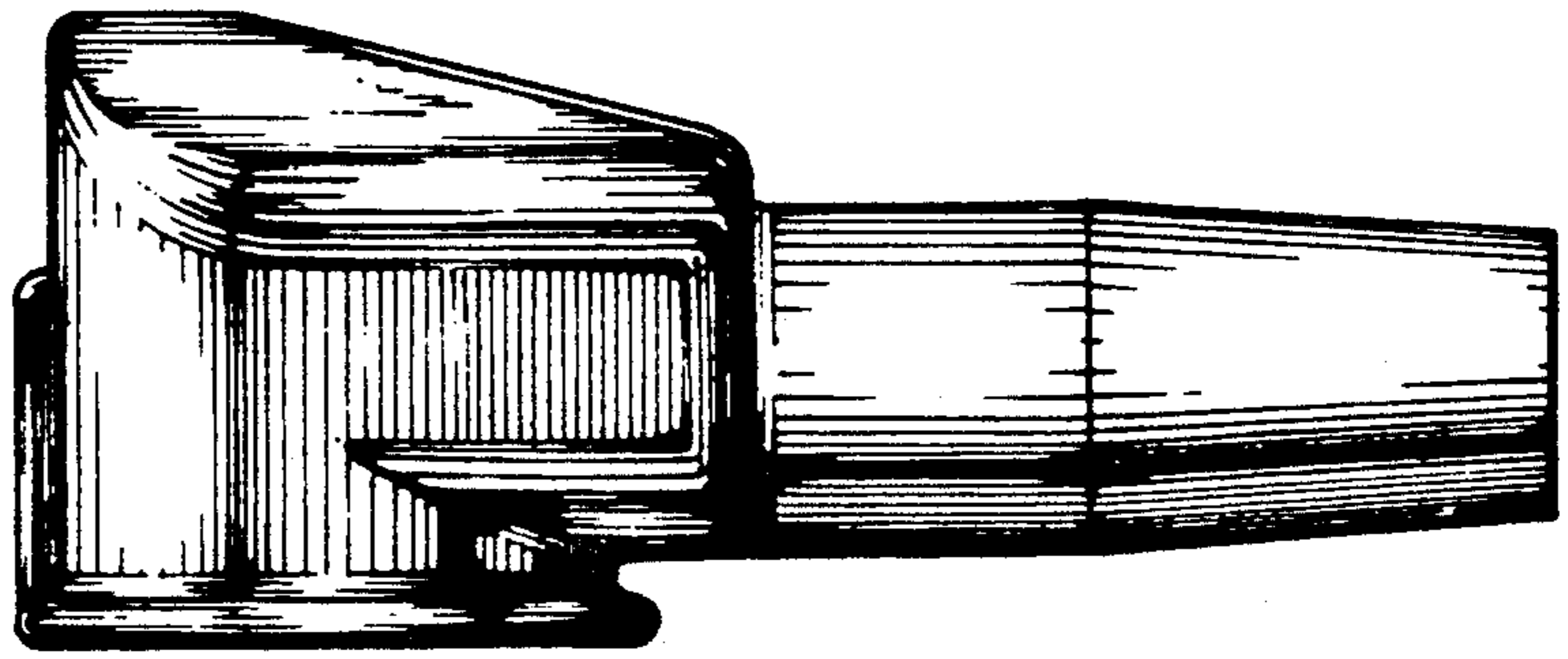


FIG 4

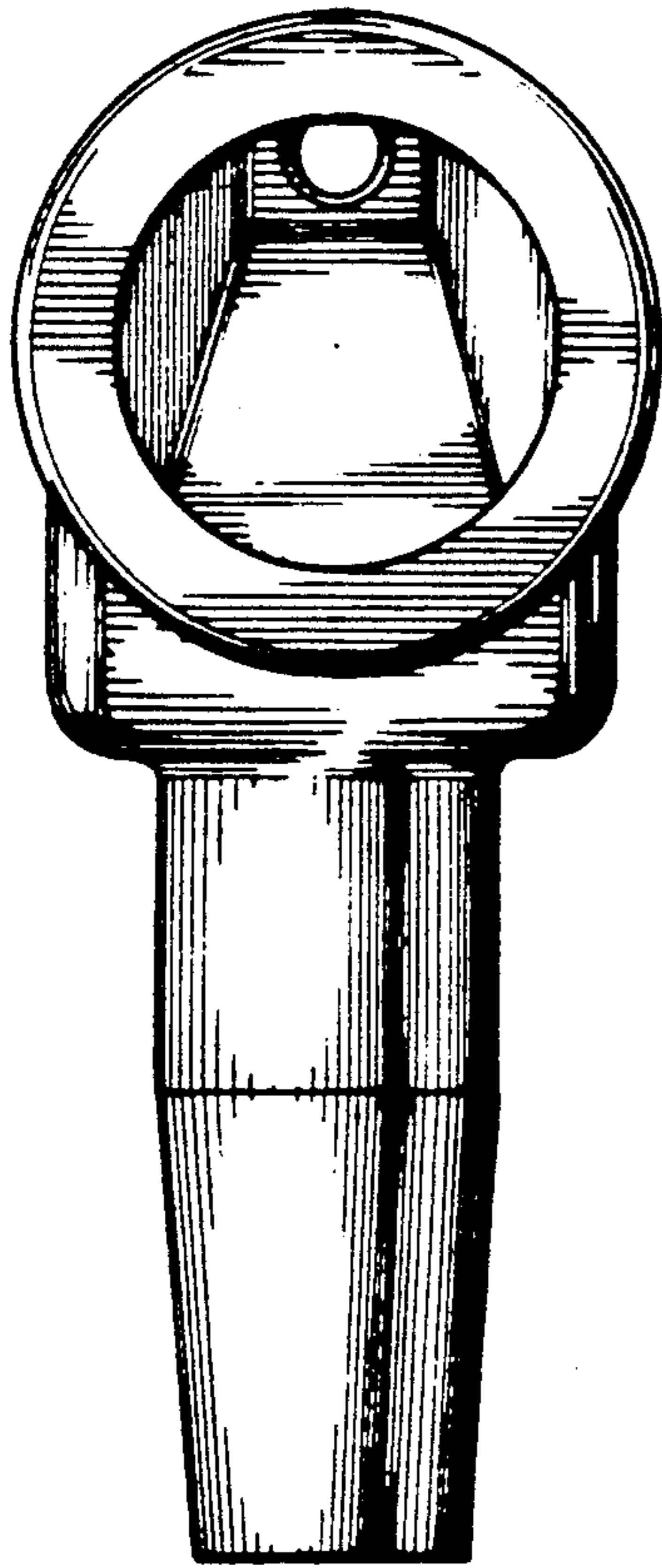


FIG 5

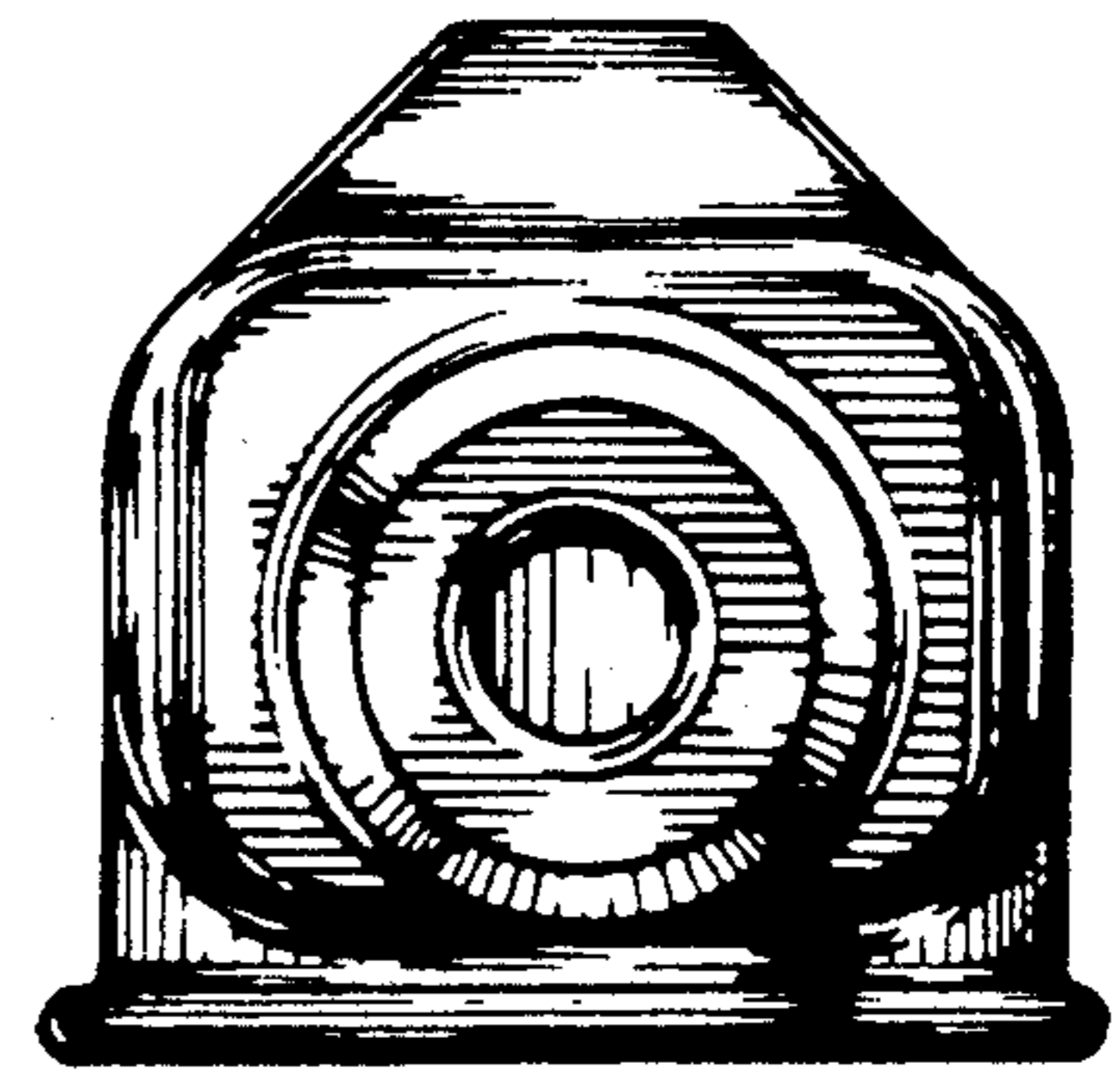


FIG 6




FIG 7