

United States Patent [19]

Thomas, Jr.

[11] Patent Number: **Des. 319,611**

[45] Date of Patent: **** Sep. 3, 1991**

[54] VAN TOP

[75] Inventor: Paul Thomas, Jr., Daleville, Ala.

[73] Assignee: VMC Fiberglass, Inc., Daleville, Ala.

[**] Term: 14 Years

[21] Appl. No.: 407,802

[22] Filed: Sep. 15, 1989

[52] U.S. Cl. D12/156

[58] Field of Search D12/156; 296/99.1, 100,
296/102, 210, 156, 164

[56] **References Cited**

U.S. PATENT DOCUMENTS

D. 251,292	3/1979	Johnson et al.	D12/156
D. 269,007	5/1983	Rastegar	D12/156
D. 297,225	8/1988	Johnson et al.	D12/156
D. 308,955	7/1990	Borum et al.	D12/156
D. 308,956	7/1990	Borum et al.	D12/156

D. 310,984	10/1990	Mayhew	D12/156
D. 313,783	1/1991	Borum et al.	D12/156

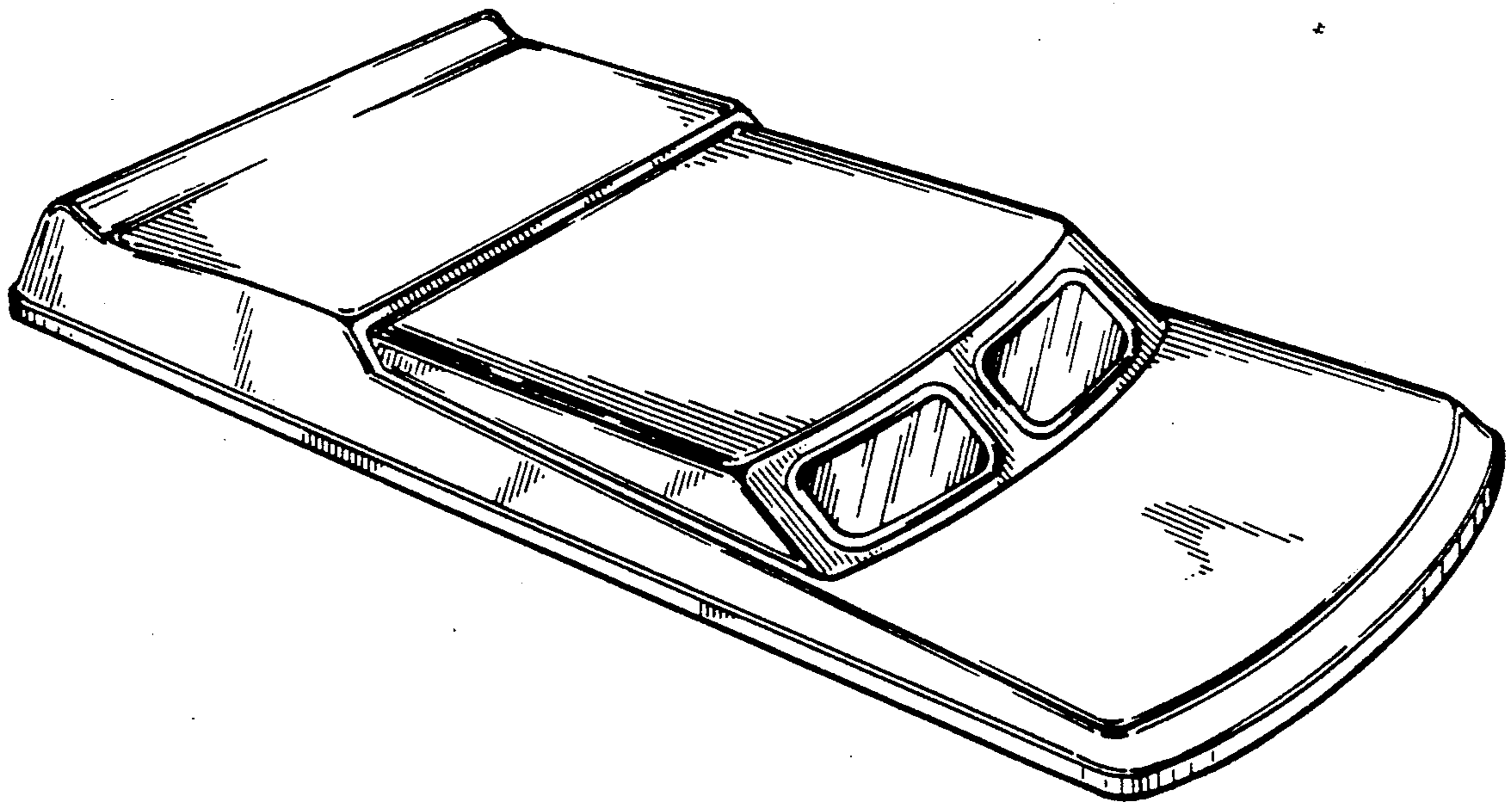
Primary Examiner—James M. Gandy
Attorney, Agent, or Firm—Jones, Askew & Lunsford

[57] **CLAIM**

The ornamental design for a van top, as shown and described.

DESCRIPTION

FIG. 1 is a perspective view of the top, front and left side of a van top showing my new design;
FIG. 2 is a left side elevation view thereof;
FIG. 3 is a front perspective view thereof;
FIG. 4 is a rear elevation view thereof;
FIG. 5 is a top plan view thereof;
FIG. 6 is a bottom plan view thereof; and
FIG. 7 is a perspective view of the top, front and left side thereof attached to a van which is shown in broken lines for illustrative purposes only and forms no part of the claimed design.



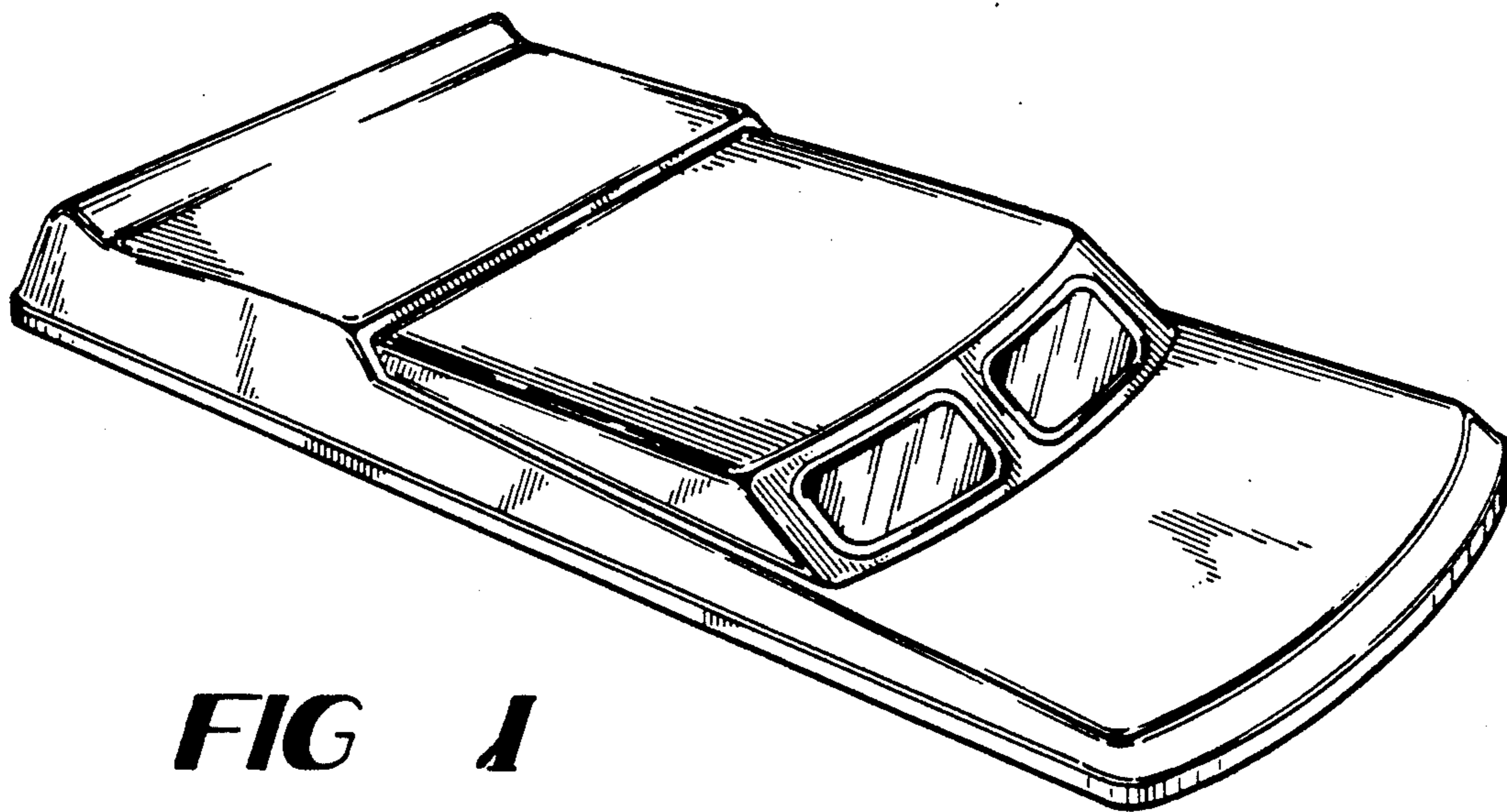


FIG 1




FIG 2




FIG 3




FIG 4




FIG 5




FIG 6




FIG 7