

[54] VIDEO CASSETTE JACKET

[75] Inventor: Jeoung W. Lee, Seoul, Rep. of Korea

[73] Assignee: Goldstar Co., Ltd., Seoul, Rep. of Korea

[**] Term: 14 Years

[21] Appl. No.: 181,263

[22] Filed: Apr. 13, 1988

[30] Foreign Application Priority Data

Nov. 19, 1987 [KR] Rep. of Korea 17396-87

[52] U.S. Cl. D9/432; D3/30.1; D3/35

[58] Field of Search D3/30.1, 34, 35, 42, D3/44, 45, 50, 52, 53, 56, 58, 73, 74, 76, 77, 78, 79, 99, 100; D6/407, 432, 440, 450, 456, 466, 467, 468, 470; D9/303, 337, 341, 377, 403, 418, 432, 446; D34/40, 44, 46; 190/100, 101; 206/5, 6 R, 309-313, 370, 373-375, 387, 425, 444, 450, 571; 211/40, 42, 50; 220/22, 23.2, 23.6, 85 D, 310, 375, 507; 224/94 R, 148, 227; 312/10, 13, 14; 422/300; 434/317

[56] References Cited

U.S. PATENT DOCUMENTS

D. 279,262 6/1985 Mansau D9/432
D. 309,570 7/1990 Kinoshita D9/418

FOREIGN PATENT DOCUMENTS

3624263 1/1988 Fed. Rep. of Germany 206/387

Primary Examiner—A. Hugo Word

Assistant Examiner—Celia A. Murphy

Attorney, Agent, or Firm—Birch, Stewart, Kolasch & Birch

[57] CLAIM

The ornamental design for a video cassette jacket, as shown and described.

DESCRIPTION

FIG. 1 is a perspective view of a video cassette jacket showing my new design;
FIG. 2 is a top plan view thereof;
FIG. 3 is a front elevational view thereof;
FIG. 4 is a bottom plan view thereof;
FIG. 5 is a rear elevational view thereof;
FIG. 6 is a right side elevational view thereof; and
FIG. 7 is a left side elevational view thereof.

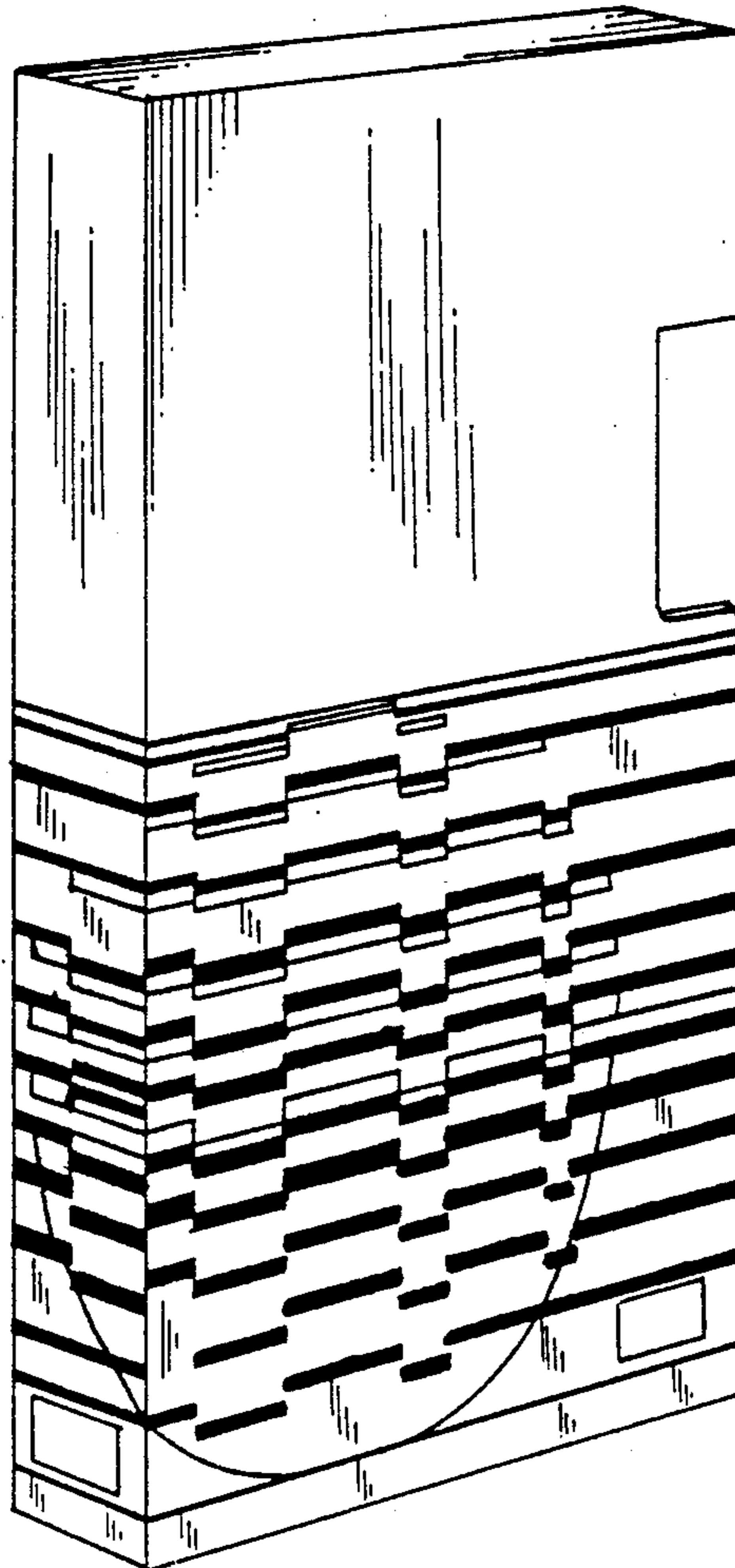


FIG. 1

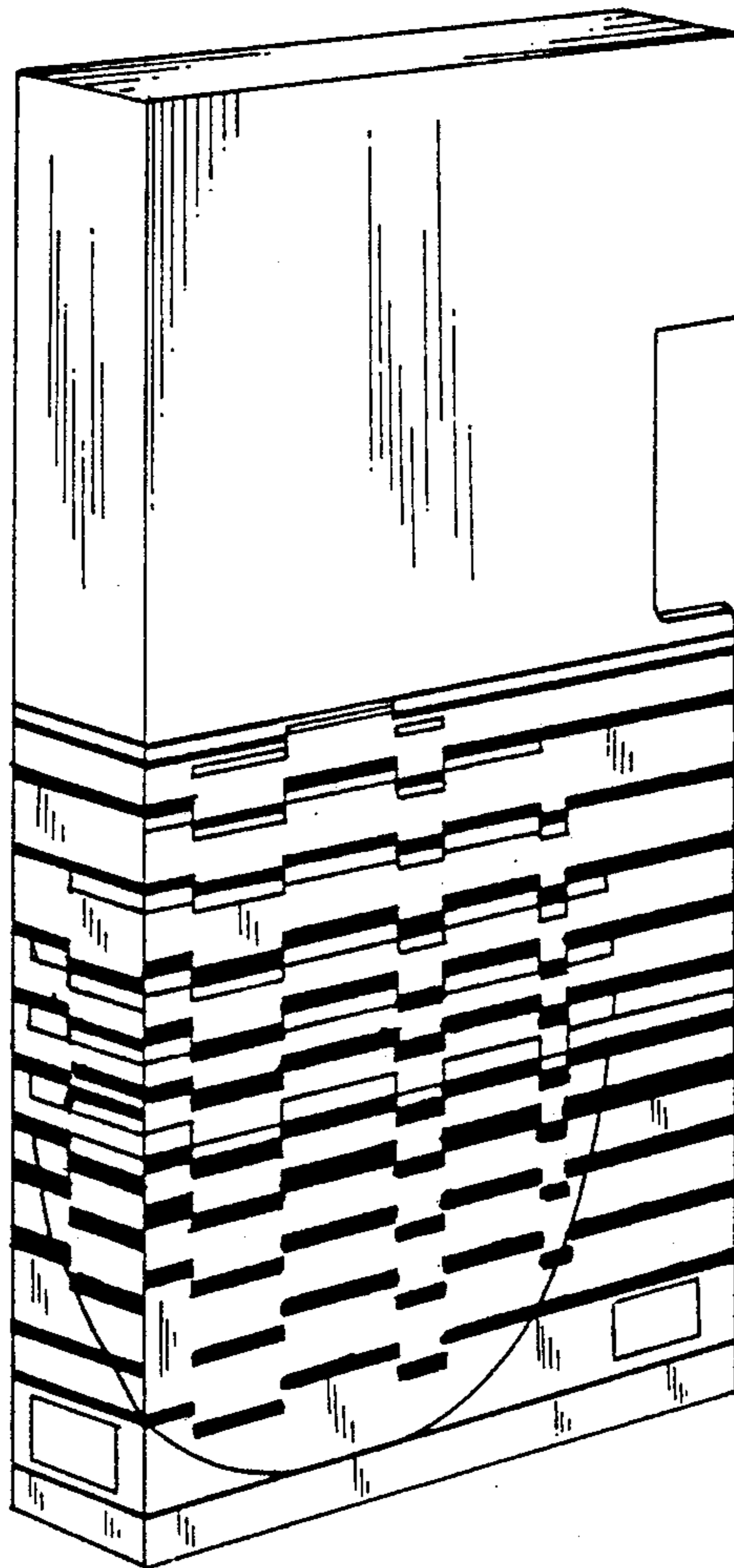




FIG. 2

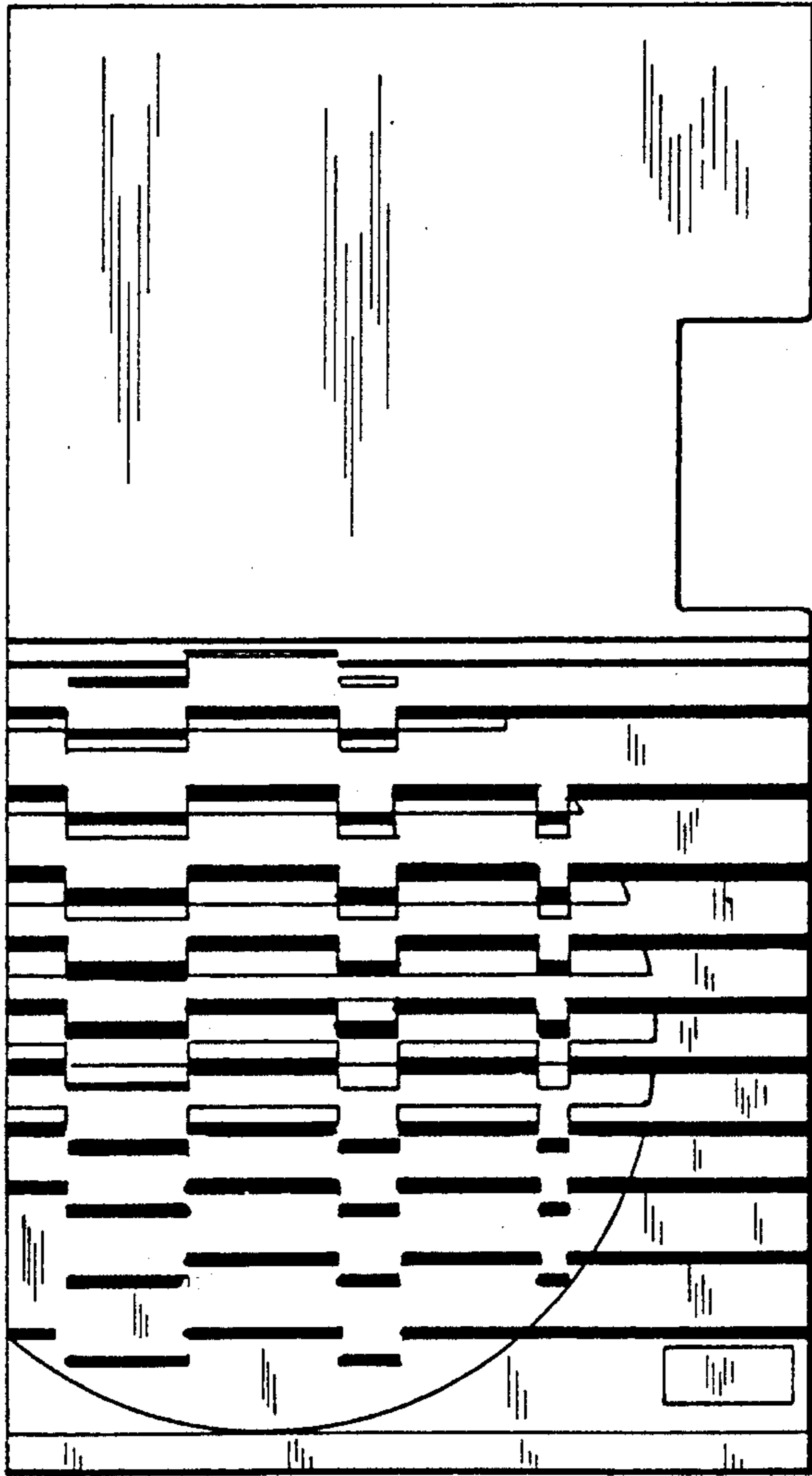


FIG. 3




FIG. 4




FIG. 5

FIG. 6




FIG. 7

