

[54] NAIL HOLDER ATTACHMENT FOR A HAMMER

[76] Inventor: Thomas Furey, 218 Middlesex Ave., Voorhees, N.J. 08043

[**] Term: 14 Years

[21] Appl. No.: 269,103

[22] Filed: Nov. 7, 1988

[52] U.S. Cl. D8/80

[58] Field of Search D8/DIG. 3, DIG. 7, DIG. 8, D8/14, 71, 75, 80, 78; D22/3; 7/9, 146; 81/23

[56] References Cited

U.S. PATENT DOCUMENTS

115,008	5/1871	Young	81/23
193,967	8/1877	Knight	81/23
D. 229,213	1/1989	Puntillo	D8/80 X
365,255	6/1887	Hoover	.
587,623	8/1897	Treat	.
698,631	4/1902	Carlisle	81/23
704,006	7/1902	Dempsey	81/23
729,890	6/1903	Peek	81/23
869,835	10/1907	Fowler	.
955,524	4/1910	Malsch	81/23
959,056	5/1910	Grim	7/146 X
1,247,683	11/1917	Hritz et al.	.

1,411,567	4/1922	Fisher	.
2,227,455	1/1941	Lane	.
2,542,603	2/1951	Watters et al.	81/23
2,574,304	11/1951	Vigil	.
2,599,651	6/1952	McClung	81/23
2,722,251	11/1955	Dillon	.
4,270,587	6/1981	Ludy	.
4,482,132	11/1984	Lamansky	D8/78

FOREIGN PATENT DOCUMENTS

0072002	4/1947	Norway	.
0566846	2/1974	Switzerland	.


Primary Examiner—Bruce W. Dunkins
Assistant Examiner—Monica Hannon
Attorney, Agent, or Firm—Panitch Schwarze Jacobs & Nadel

[57] CLAIM

The ornamental design for a nail holder attachment for a hammer, as shown and described.

DESCRIPTION

FIG. 1 is a front perspective view of a nail holder attachment for a hammer showing my new design.
FIG. 2 is a front elevational view thereof;
FIG. 3 is a rear elevational view thereof;
FIG. 4 is a right side elevational view thereof; and
FIG. 5 is a top plan view thereof.






FIG. 1




FIG. 2



FIG. 4

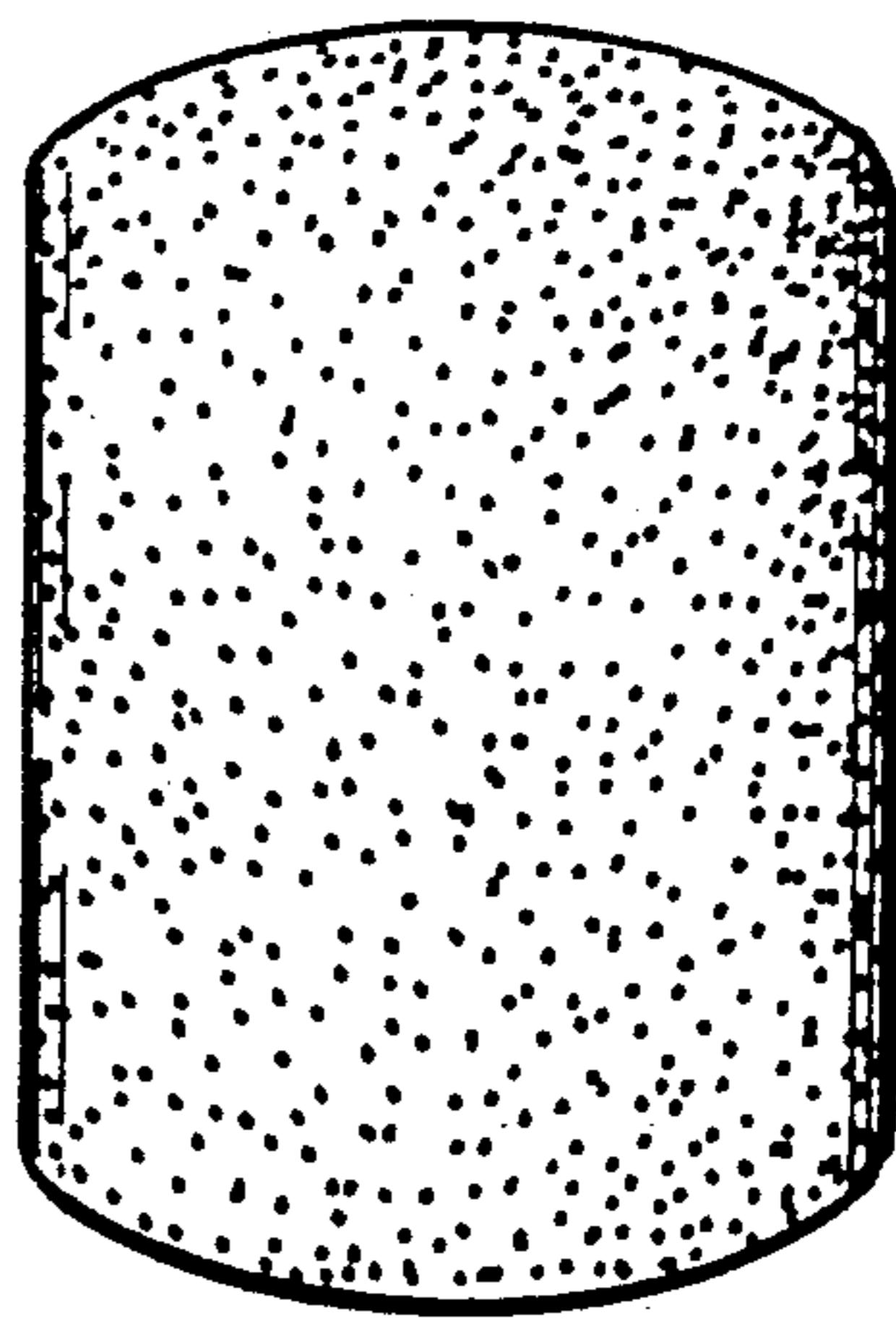


FIG. 3



FIG. 5