

United States Patent [19]

Weiss

[11] Patent Number: Des. 319,559

[45] Date of Patent: ** Sep. 3, 1991

[54] PLANT TIE

[76] Inventor: Norman D. Weiss, 250 Kings Road,
London, England, SW3 5UE

[**] Term: 14 Years

[21] Appl. No.: 322,242

[22] Filed: Mar. 13, 1989

[30] Foreign Application Priority Data

Aug. 28, 1987 [GB] United Kingdom 8720450

[52] U.S. Cl. D8/1; D8/394

[58] Field of Search D8/1, 394; 24/30.5 R,
24/30.5 P, 30.5 S, 16 PB, 20 R; 47/42-44

[56] References Cited

U.S. PATENT DOCUMENTS

D. 299,307 1/1989 Finnigan D8/1
651,128 6/1900 Arnemann 24/30.5 P
2,361,506 10/1944 Smith 24/16 PB
2,961,785 11/1960 Toepfer 24/16 PB X
3,059,645 10/1962 Hasbrouck et al. 24/16 PB
3,147,522 9/1964 Schumm 24/30.5 P X
4,477,950 10/1984 Cisek et al. 24/30.5 S X
4,510,649 4/1985 Yudis et al. 24/30.5 P X

FOREIGN PATENT DOCUMENTS

224262 11/1958 Australia 24/30.5
1079537 12/1958 Fed. Rep. of Germany ... 24/30.5 P
1529120 6/1967 France 24/30.5 R
2536247 5/1984 France 47/44
614774 7/1978 U.S.S.R. 47/44
903599 8/1962 United Kingdom 24/30.5 P


Primary Examiner—Wallace R. Burke
Assistant Examiner—Holly H. Baynham
Attorney, Agent, or Firm—Nixon & Vanderhye

[57] CLAIM

The ornamental design for plant tie, as described and shown.

DESCRIPTION

FIG. 1 is a top plan view of a plant tie showing my new design with the bottom being a mirror image thereof; FIG. 2 is a side elevational view thereof with the opposite side being a mirror image; FIG. 3 is a side perspective view thereof in an assembled position; and FIG. 4 is an opposite side perspective view thereof in an assembled position.






FIG. 1



FIG. 2

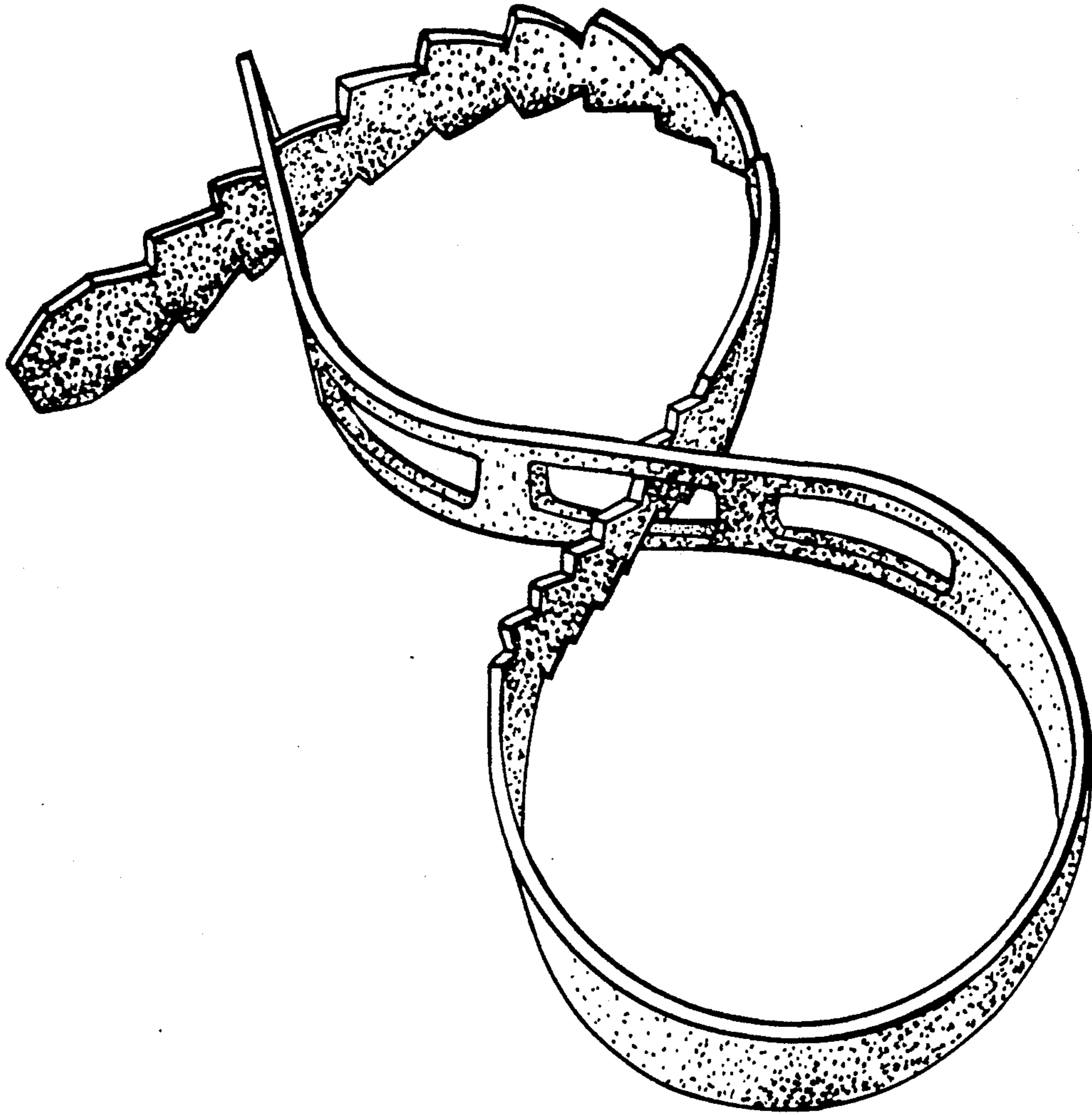


FIG. 3

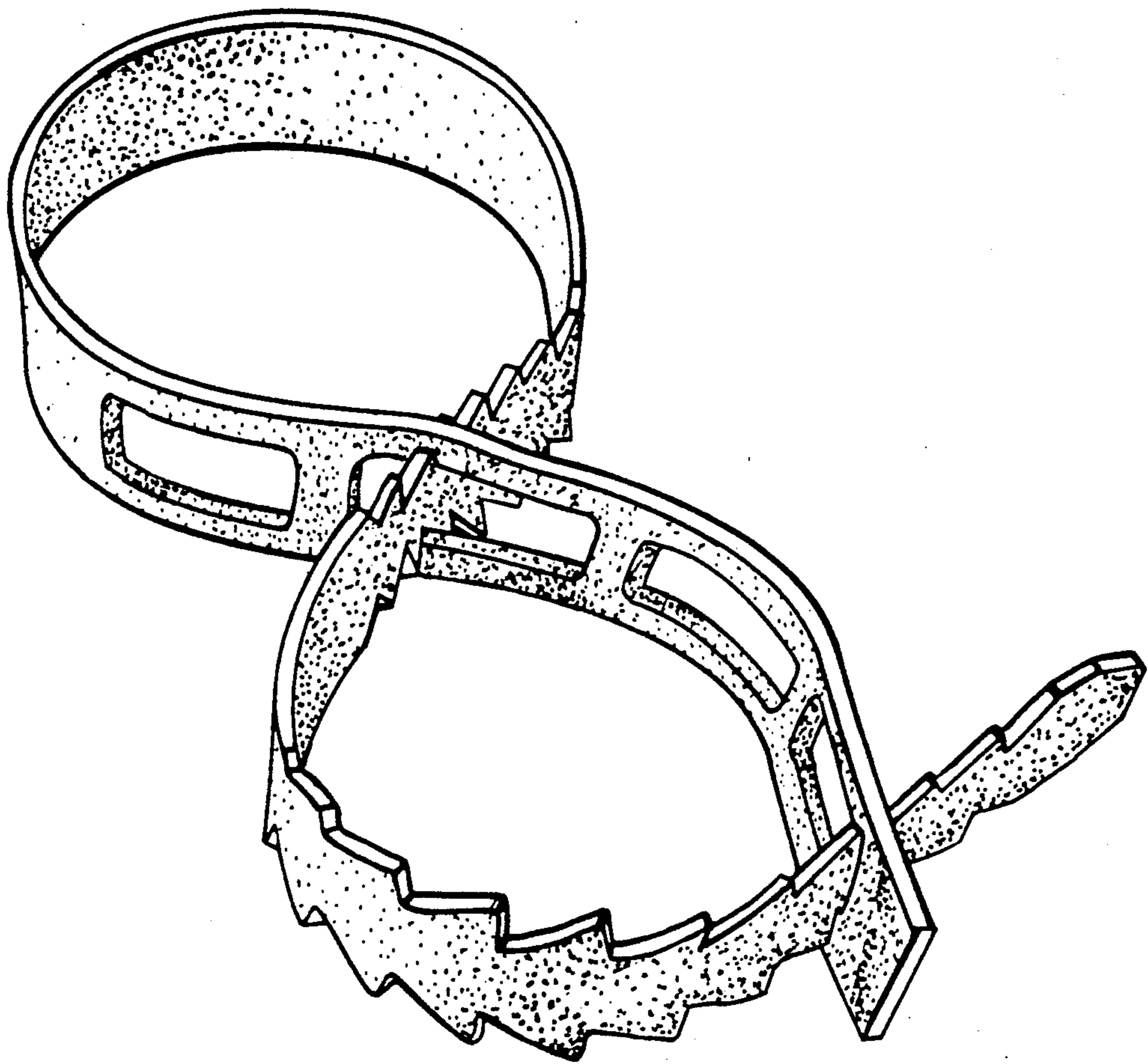


FIG. 4