

[54] SOLE FOR BICYCLE SHOE  
[75] Inventor: Bruce J. Kilgore, Lake Oswego, Oreg.  
[73] Assignees: Nike Inc.; Nike International Ltd., both of Beaverton, Oreg.  
[\*\*] Term: 14 Years  
[21] Appl. No.: 501,519  
[22] Filed: Mar. 30, 1990  
[52] U.S. Cl. .... D2/317  
[58] Field of Search ..... D2/264, 265, 274, 311, D2/314, 317-322; 36/25 R, 28, 29, 30 R, 32 R, 59 R, 59 C, 102-106, 112-116, 137, 132, 136

[56] References Cited  
U.S. PATENT DOCUMENTS  
D. 288,383 2/1987 Autry ..... D2/318  
D. 302,900 8/1989 Kolman ..... D2/317  
D. 309,368 7/1990 Mitsui ..... D2/311  
4,907,355 3/1990 Allen et al. .... 36/131

Primary Examiner—Louis S. Zarfes  
Attorney, Agent, or Firm—Banner, Birch, McKie & Beckett

[57] CLAIM  
The ornamental design for a sole for bicycle shoe, as shown and described.

DESCRIPTION  
FIG. 1 is a bottom plan view of a sole for bicycle shoe showing my new design;  
FIG. 2 is a side elevational view of one side of the sole for bicycle shoe shown in FIG. 1;  
FIG. 3 is a side elevational view of the other side of the sole for bicycle shoe shown in FIG. 1;  
FIG. 4 is a front elevational view of the sole for bicycle shoe shown in FIG. 1;  
FIG. 5 is a rear elevational view of the sole for bicycle shoe;  
FIG. 6 is a bottom plan view of a sole for bicycle shoe showing another embodiment of my new design;  
FIG. 7 is a side elevational view of one side of the sole for bicycle shoe shown in FIG. 6;  
FIG. 8 is a side elevational view of the other side of the sole for bicycle shoe shown n FIG. 6;  
FIG. 9 is a front elevational view of the sole for bicycle shoe shown in FIG. 6; and  
FIG. 10 is a rear elevational view of the sole for bicycle shoe shown in FIG. 6.  
The top surface of the sole for bicycle shoe is substantially plain.

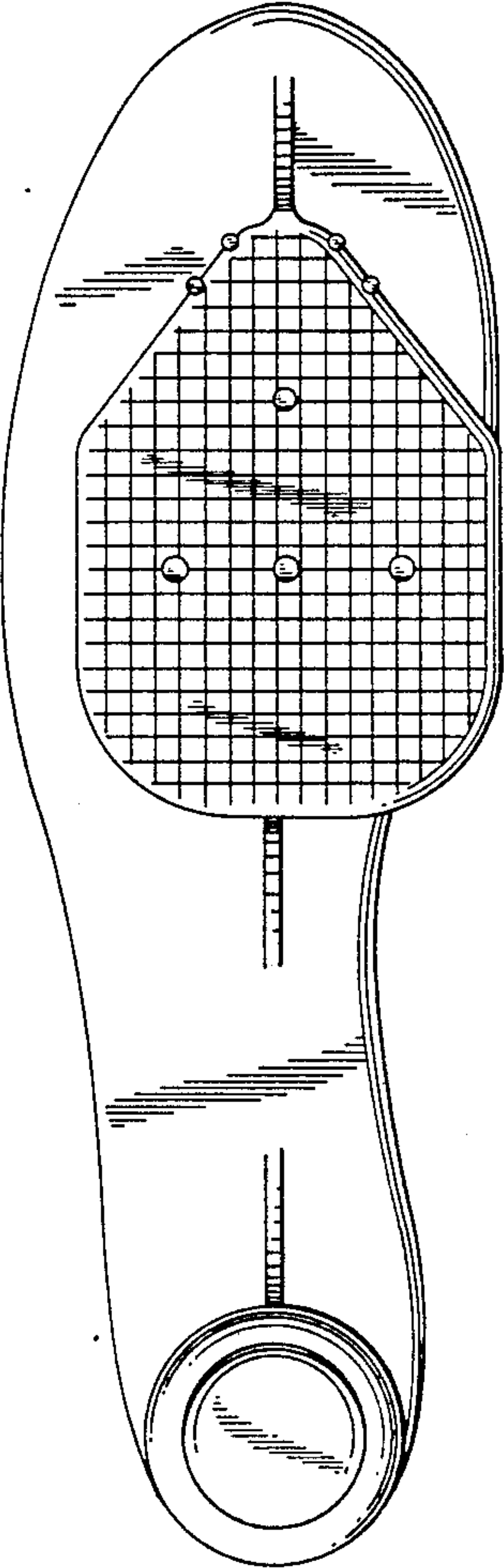
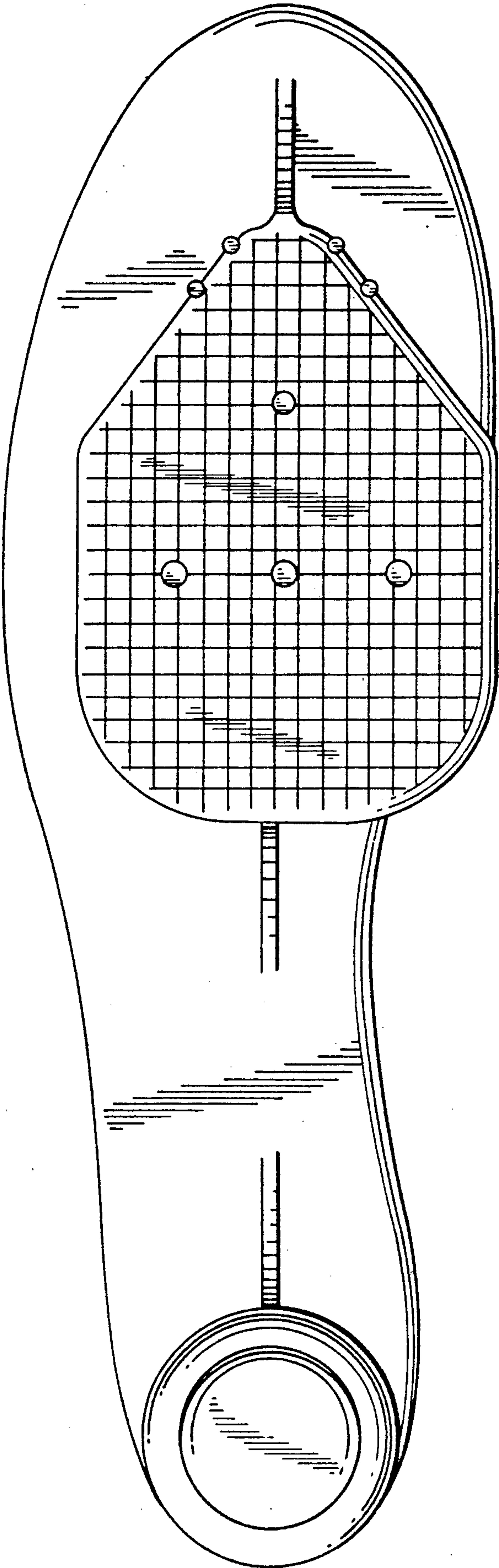


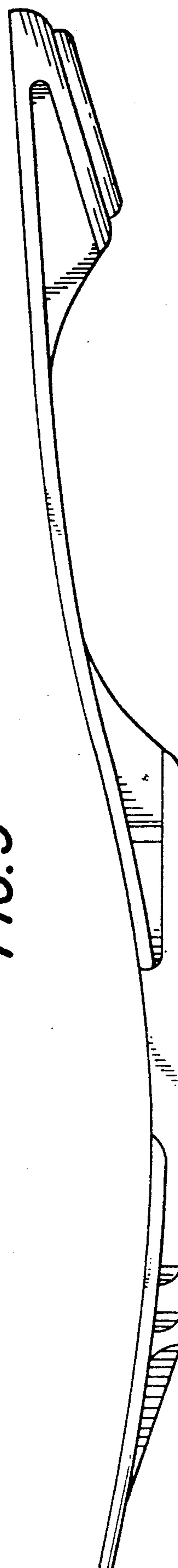
FIG. 1



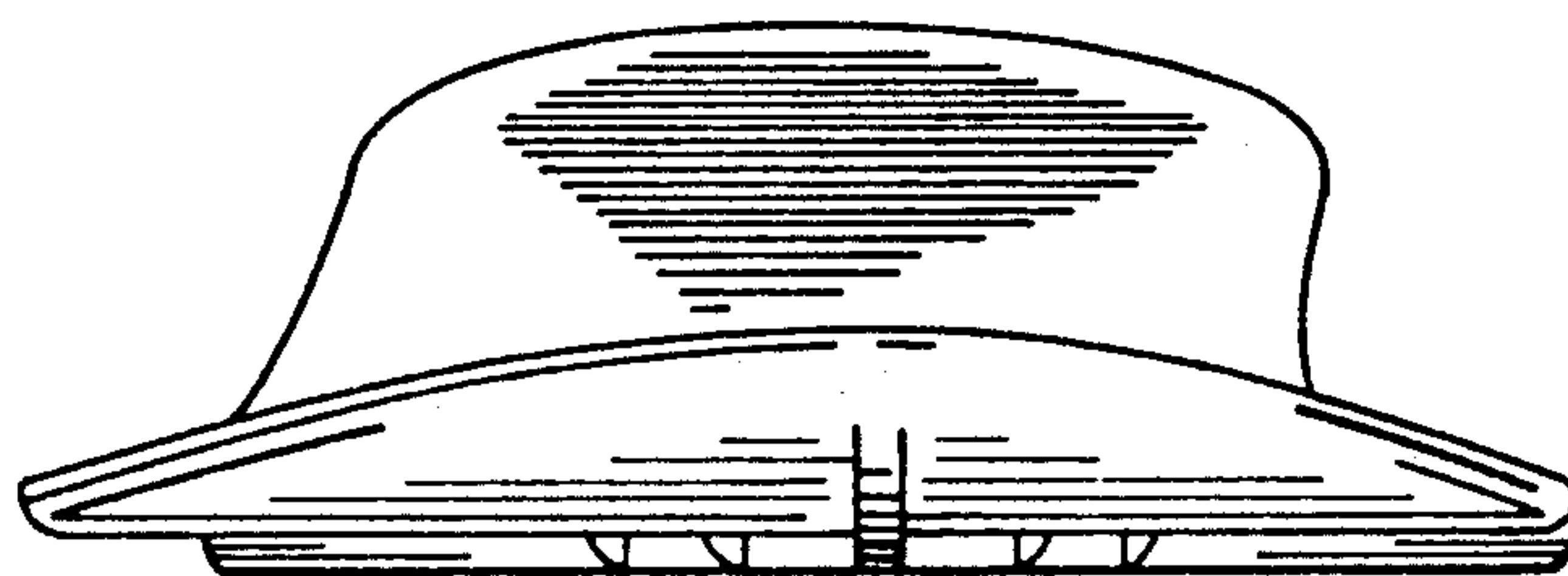
**FIG. 2**



**FIG. 3**



**FIG. 4**



**FIG. 5**

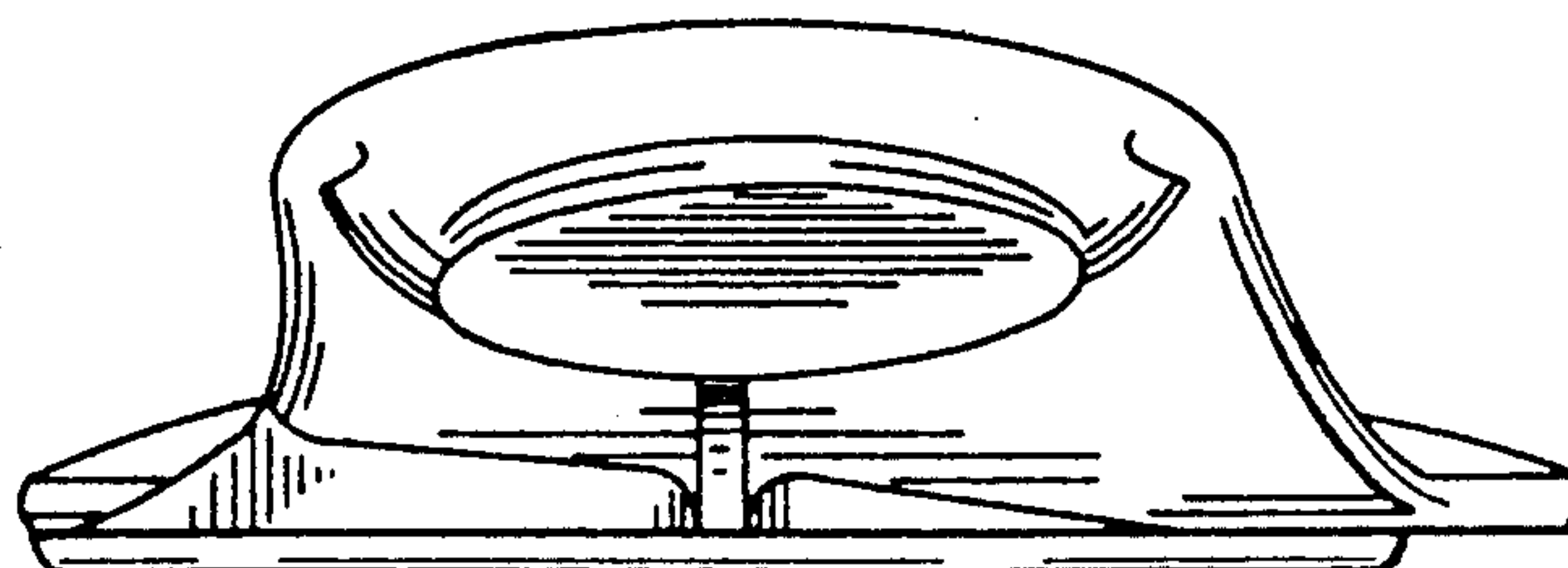


FIG. 6

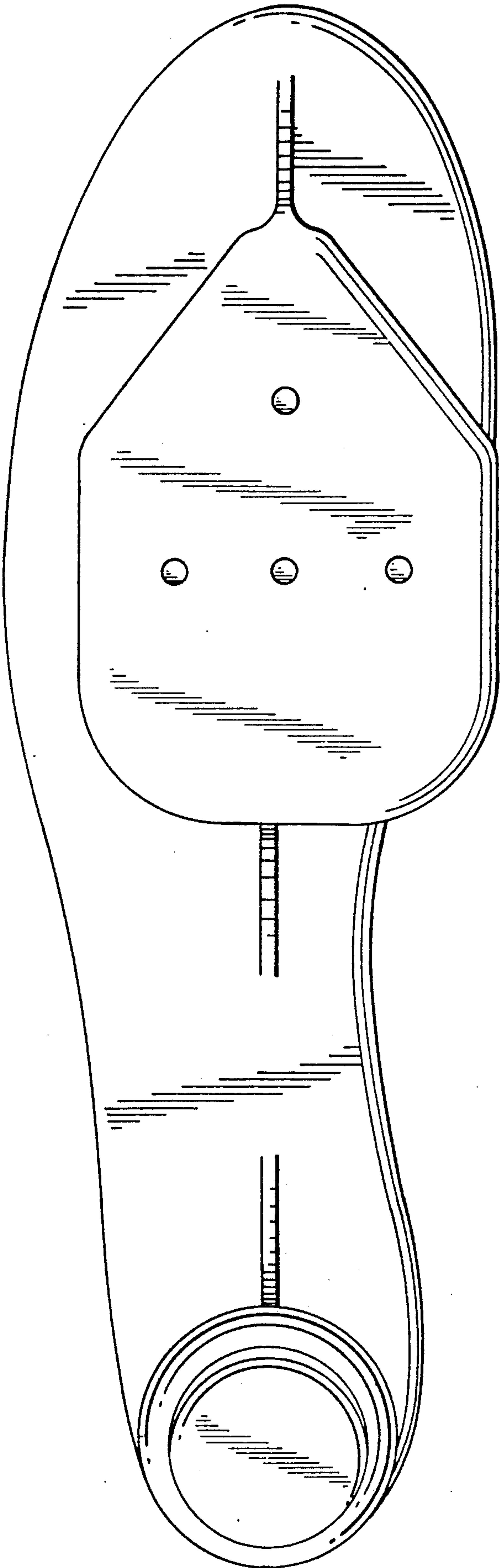


FIG. 7


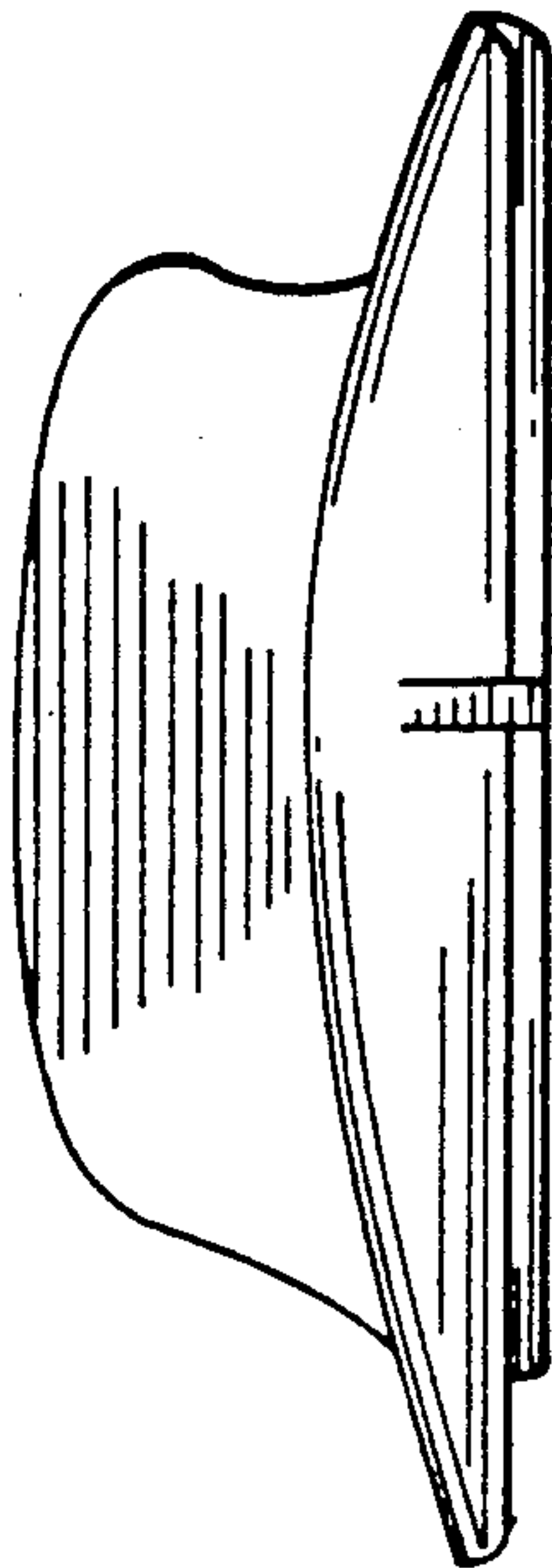
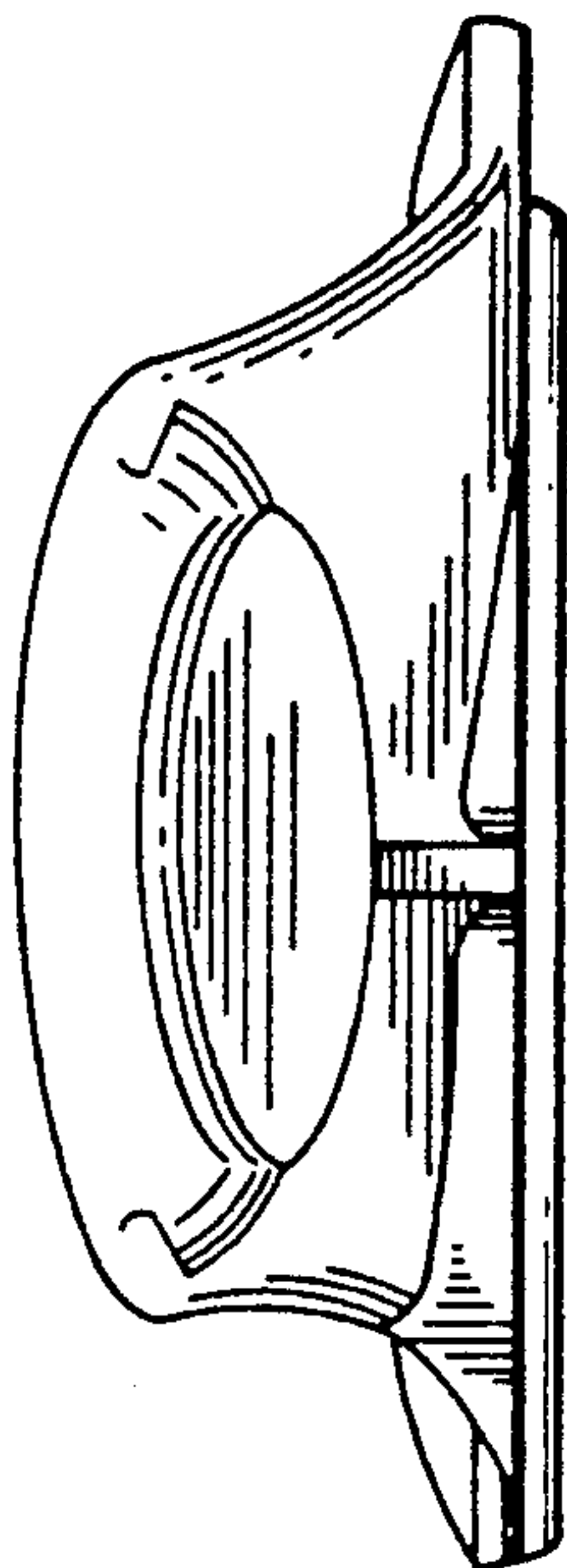


FIG. 9

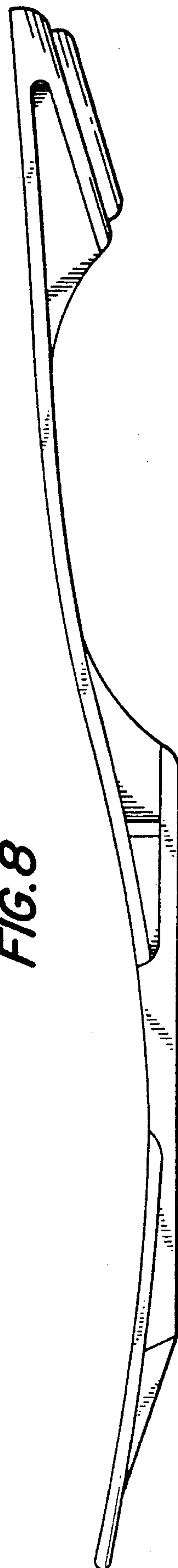




**FIG. 10**



**FIG. 8**



**UNITED STATES PATENT AND TRADEMARK OFFICE**  
**CERTIFICATE OF CORRECTION**

**PATENT NO. :** D319,530  
**DATED :** September 3, 1991  
**INVENTOR(S) :** Bruce J. Kilgore

It is certified that error appears in the above-identified patent and that said Letters Patent is hereby corrected as shown below:

On the Title page

In the second line of FIG. 1, insert -- one embodiment of -- after "showing".

In the second line of FIG. 8, replace "n" with -- in --.

**Signed and Sealed this**  
**Twenty-third Day of February, 1993**

*Attest:*

STEPHEN G. KUNIN

*Attesting Officer*

*Acting Commissioner of Patents and Trademarks*