

[54] **SHOE UPPER**

[75] **Inventor:** Tinker L. Hatfield, Portland, Oreg.

[73] **Assignees:** Nike, Inc.; Nike International Ltd., both of Beaverton, Oreg.

[\*\*] **Term:** 14 Years

[21] **Appl. No.:** 624,289

[22] **Filed:** Dec. 7, 1990

[52] **U.S. Cl. ....** D2/314; D2/309

[58] **Field of Search ....** D2/264, 265, 268, 269, D2/271, 277, 308-314; 36/45, 50, 97, 83-92, 100-107, 112-116, 132, 136, 25 R

[56] **References Cited**

**U.S. PATENT DOCUMENTS**

D. 228,267	9/1973	Powers .....	D2/309
D. 229,900	1/1974	Powers .....	D2/309
D. 247,137	2/1978	Krome .....	D2/310
D. 290,901	7/1987	Tong et al. ....	D2/314
D. 294,192	2/1988	Igoe .....	D2/309
D. 297,883	10/1988	Mourad .....	D2/314
D. 299,886	2/1989	Brown et al. ....	D2/314
D. 301,081	5/1989	Quan et al. ....	D2/314
D. 301,389	6/1989	Miller .....	D2/314
D. 310,442	9/1990	Hatfield .....	D2/314
1,716,346	6/1929	Rice .....	D2/271 X
4,255,876	3/1981	Johnson .....	36/83
4,413,431	11/1983	Cavanagh .....	36/114
4,438,574	3/1984	Johnson .....	36/45
4,553,342	11/1985	Derderian et al. ....	36/97
4,559,722	12/1985	Norton .....	36/89
4,611,412	9/1986	Cohen .....	36/25 R
4,616,432	10/1986	Bunch et al. ....	36/501
4,769,927	9/1988	Liggett et al. ....	36/88
4,910,887	3/1990	Turner et al. ....	36/114

**OTHER PUBLICATIONS**

Spring 1991 Nike Footwear catalog, published Jun. 1990, pp. 8-9, 22-25, 12-13, 28-33, 36-37, 42-45, 54-55, 78-81, 132-133, 138-141, 60-61.

Spring 1990 Nike Footwear catalog, published Jun. 1989, pp. 4-5, 40-41, 44-45, 8-9, 56-57, 72-73, 84-87, 138-139, 62-63.

Fall 1989 Nike Footwear catalog, published Jan. 1989, pp. 4-5, 54-55, 8-9, 58-59.

Spring 1989 Nike Footwear catalog, published Jun. 1988, pp. 8-9, 12-13, 62-63, 132-133.

Fall 1988 Nike Footwear catalog, published Jan. 1988, pp. 4-5, 8-9, 24-25, 60-61.

Fall 1987 Nike Footwear catalog, published Jan. 1987, pp. 4-5, 110-111.

*Primary Examiner*—Louis S. Zarfes  
*Attorney, Agent, or Firm*—Banner, Birch, McKie & Beckett

[57] **CLAIM**

The ornamental design for a side of a shoe upper, as shown and described.

**DESCRIPTION**

FIG. 1 is a side elevational view of one side of a shoe upper showing my new design;  
FIG. 2 is a side elevational view of the other side of the shoe upper shown in FIG. 1;  
FIG. 3 is a front elevational view of the shoe upper shown in FIG. 1;  
FIG. 4 is a rear elevational view of the shoe upper shown in FIG. 1; and  
FIG. 5 is a top plan view of the shoe upper shown in FIG. 1.

The broken line showing of a shoe sole is for illustrative purposes and forms no part of the claimed design.

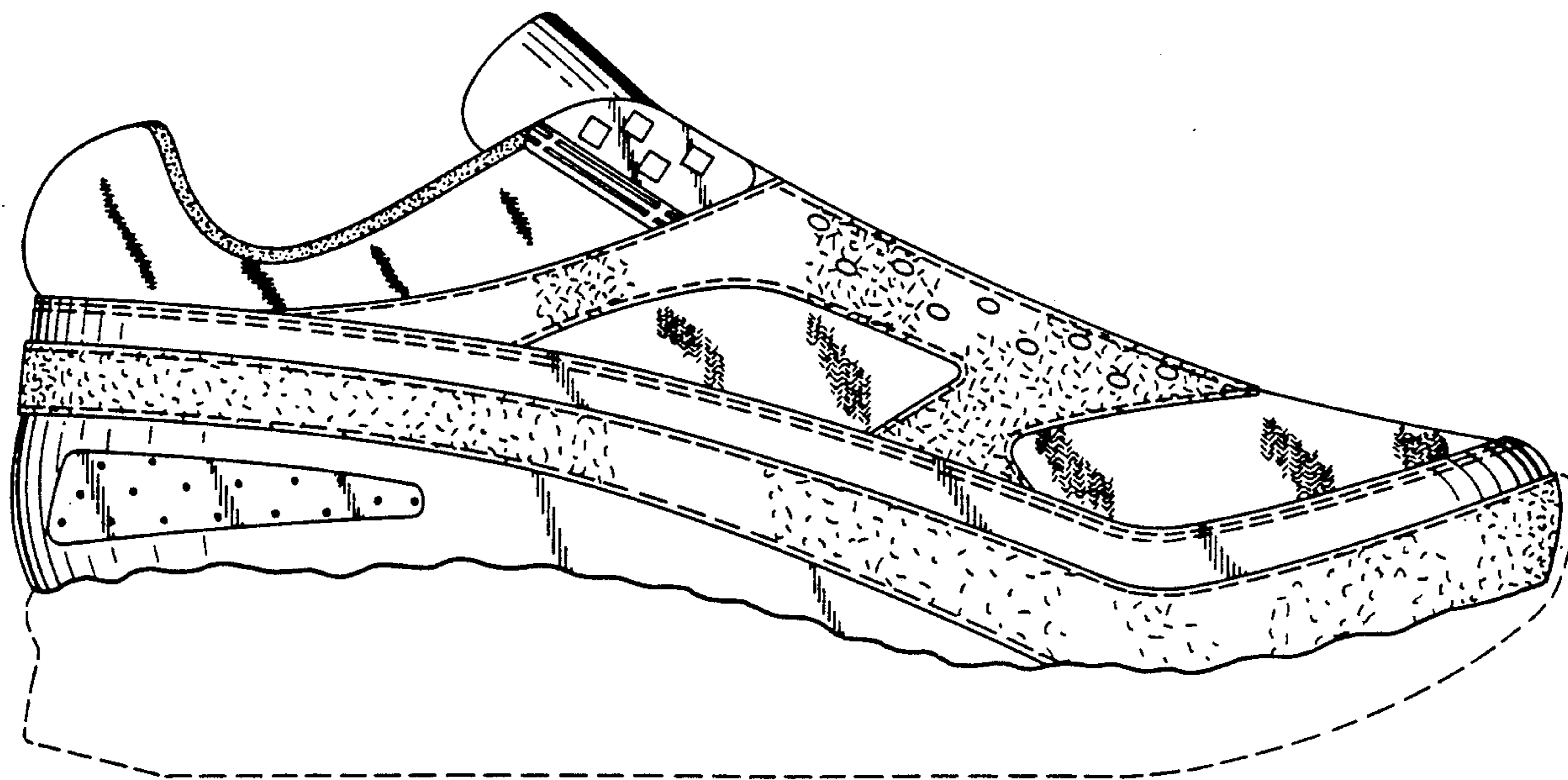
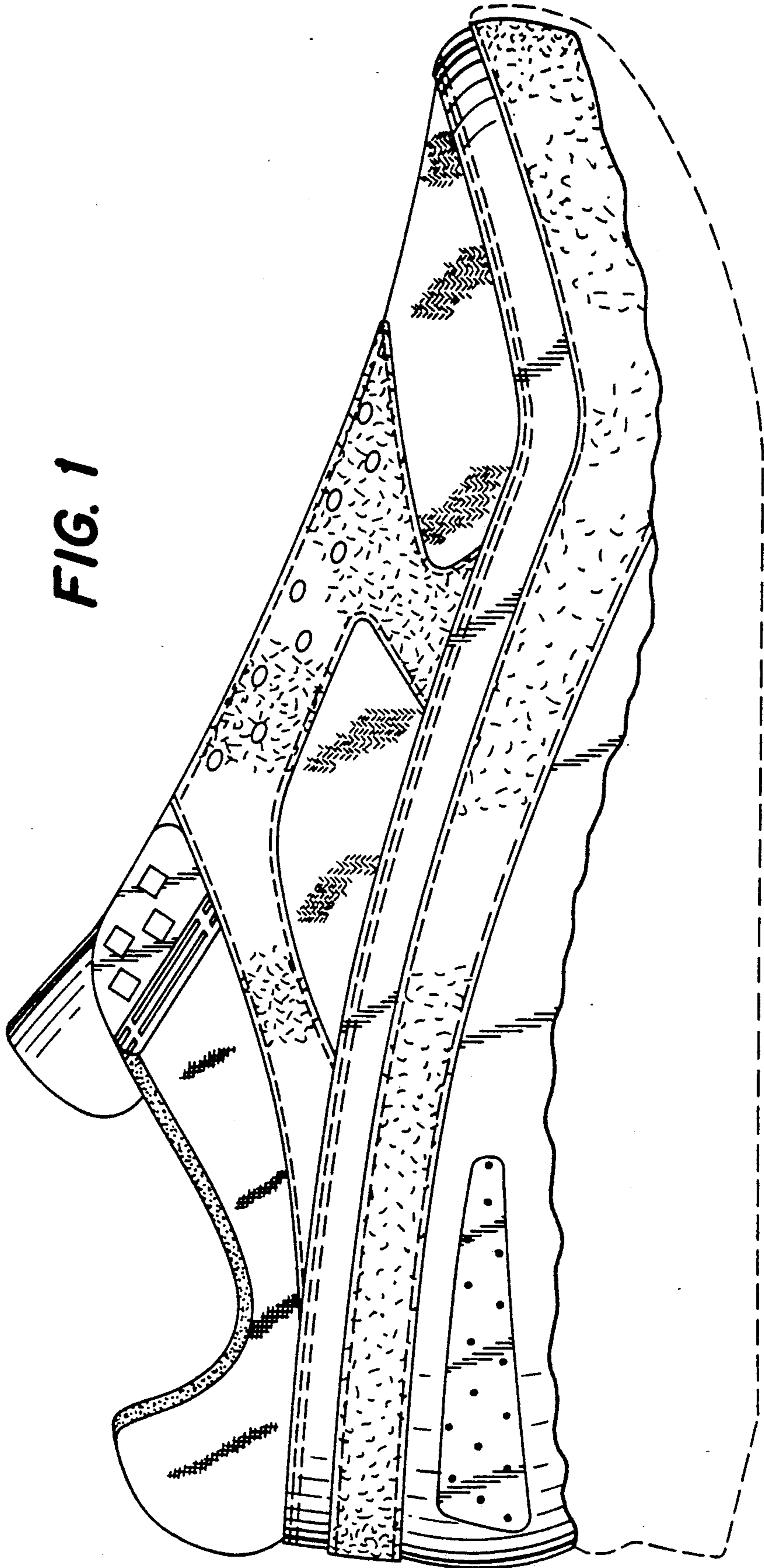


FIG. 1



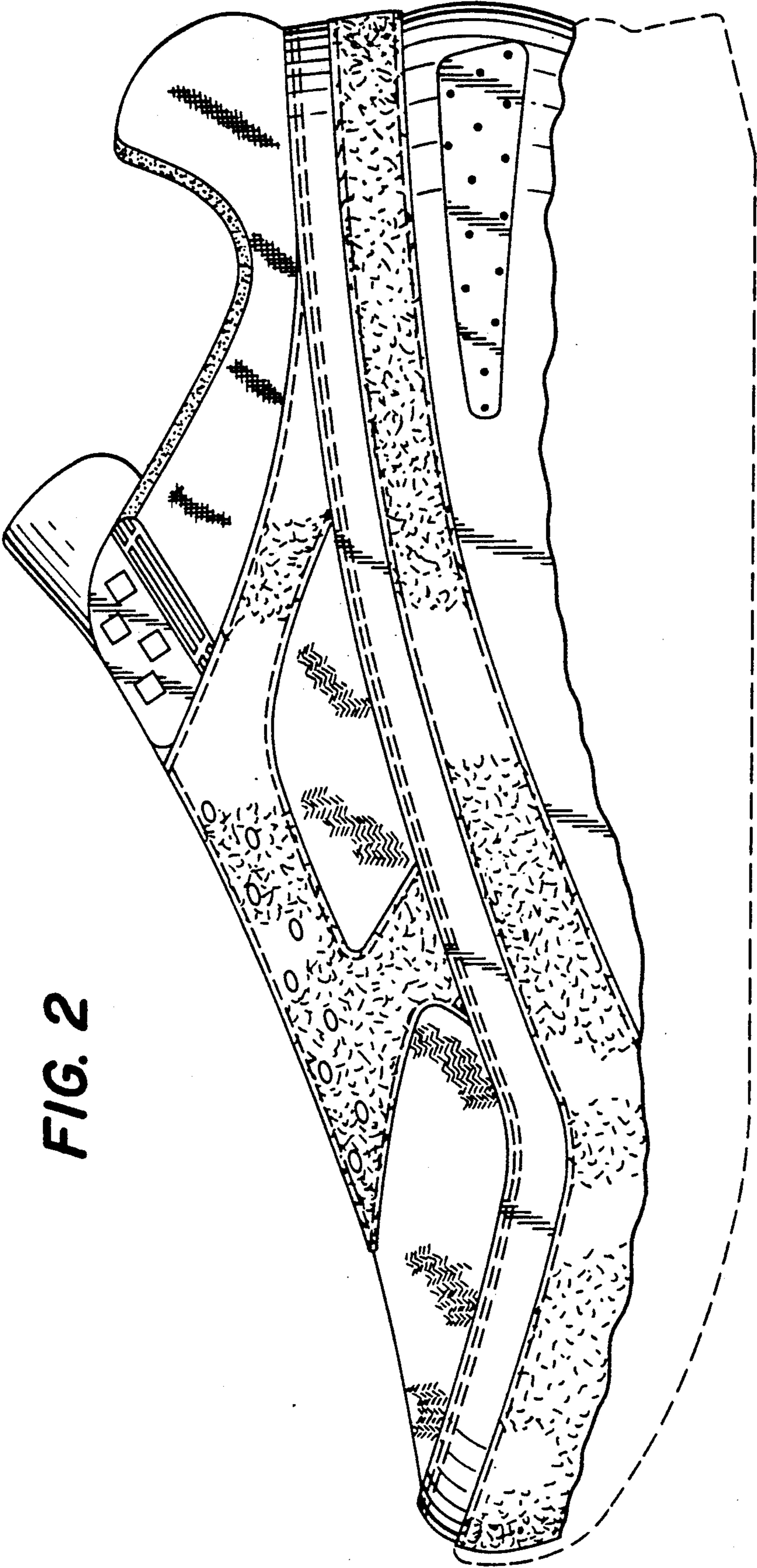
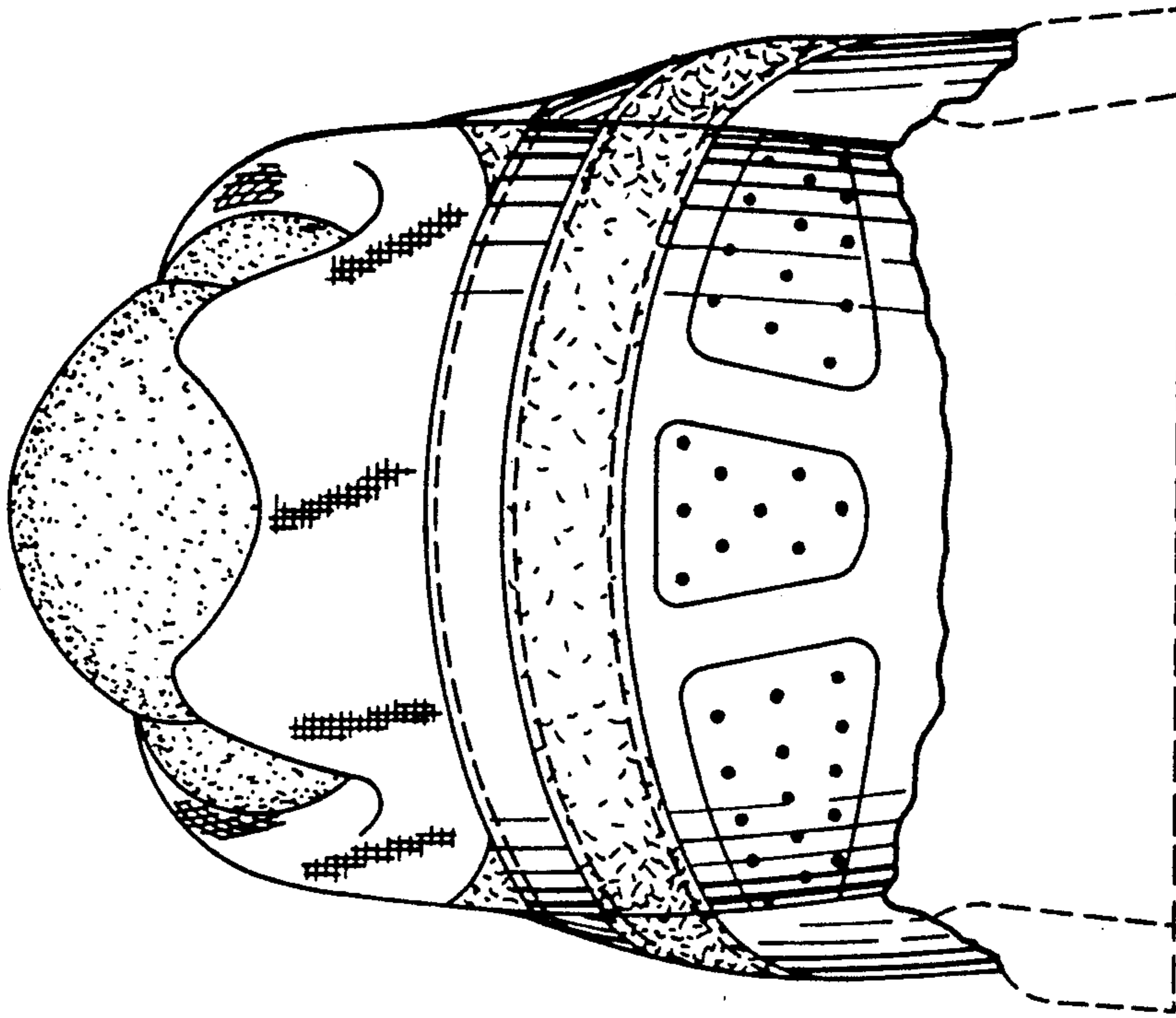
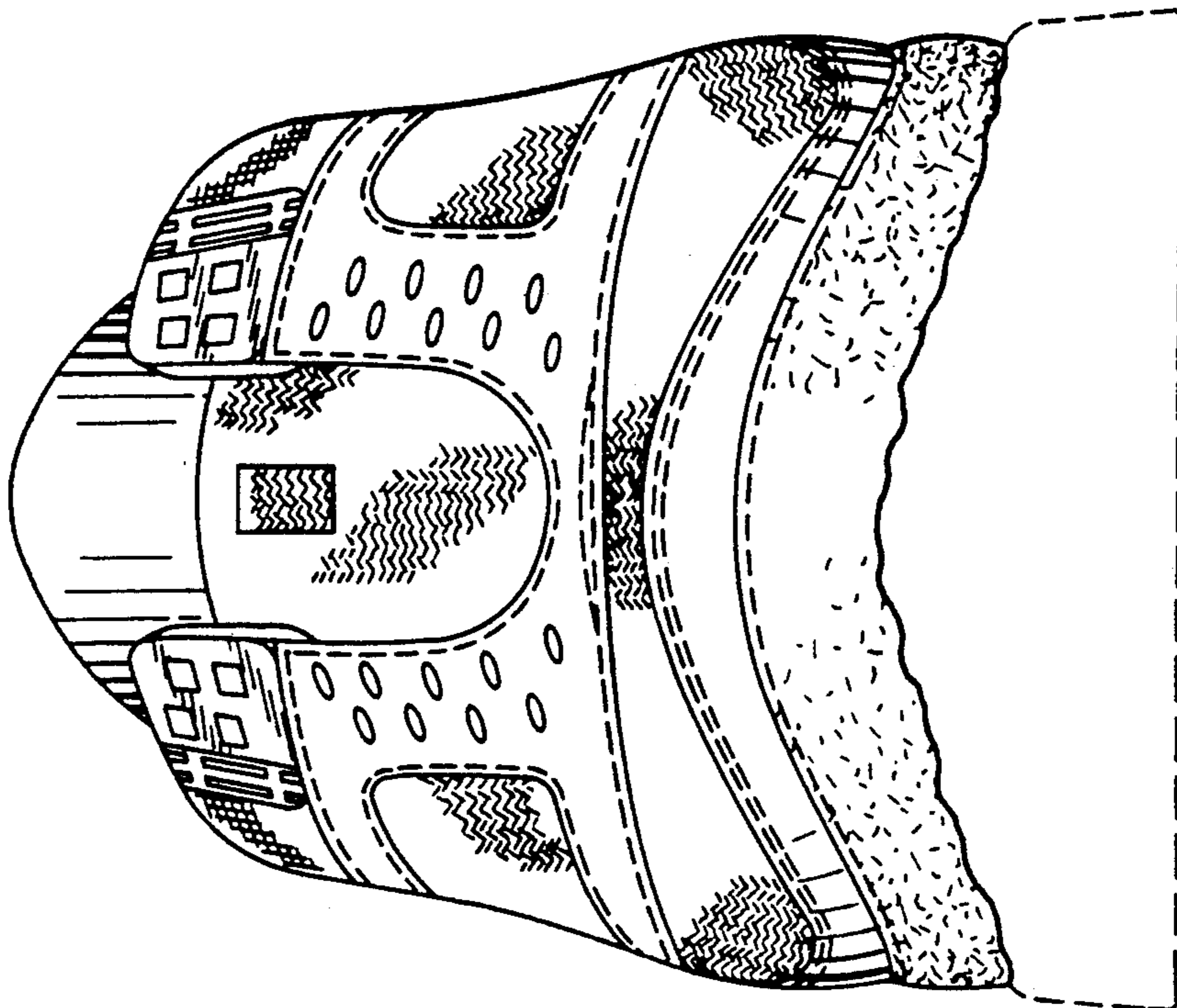


FIG. 2

**FIG. 4**



**FIG. 3**



**FIG. 5**

