

United States Patent [19]
Ogilvie

[11] **Patent Number: Des. 319,509**
[45] **Date of Patent: ** Aug. 27, 1991**

[54] **FRAME MEMBER EXTRUSION FOR SIGNS**

[75] **Inventor: David P. Ogilvie, Dundee, Scotland**

[73] **Assignee: Ogilvie Signs and Engraving
Company Limited, United Kingdom**

[**] **Term: 14 Years**

[21] **Appl. No.: 101,312**

[22] **Filed: Sep. 25, 1987**

[30] **Foreign Application Priority Data**

Mar. 28, 1987 [GB] United Kingdom 1,041,105

[52] **U.S. Cl. D25/122; D20/41**

[58] **Field of Search D25/60-61;
52/457-458, 474-476, 729-732, 737, 738;
49/501, 504-505, DIG. 1, DIG. 2**

[56] **References Cited**

U.S. PATENT DOCUMENTS

3,256,671 6/1966 Handley 52/731
3,327,438 6/1967 Cooper 52/731
4,144,690 3/1979 Avery 52/731

Primary Examiner—A. Hugo Word

Assistant Examiner—Doris Clark

Attorney, Agent, or Firm—Reed Smith Shaw & McClay

[57] **CLAIM**

The ornamental design for a frame member extrusion for signs, as shown.

DESCRIPTION

FIG. 1 is a top plan view of a frame member extrusion for signs showing my new design;

FIG. 2 is a side elevational view thereof; and

FIG. 3 is an end elevational view thereof.

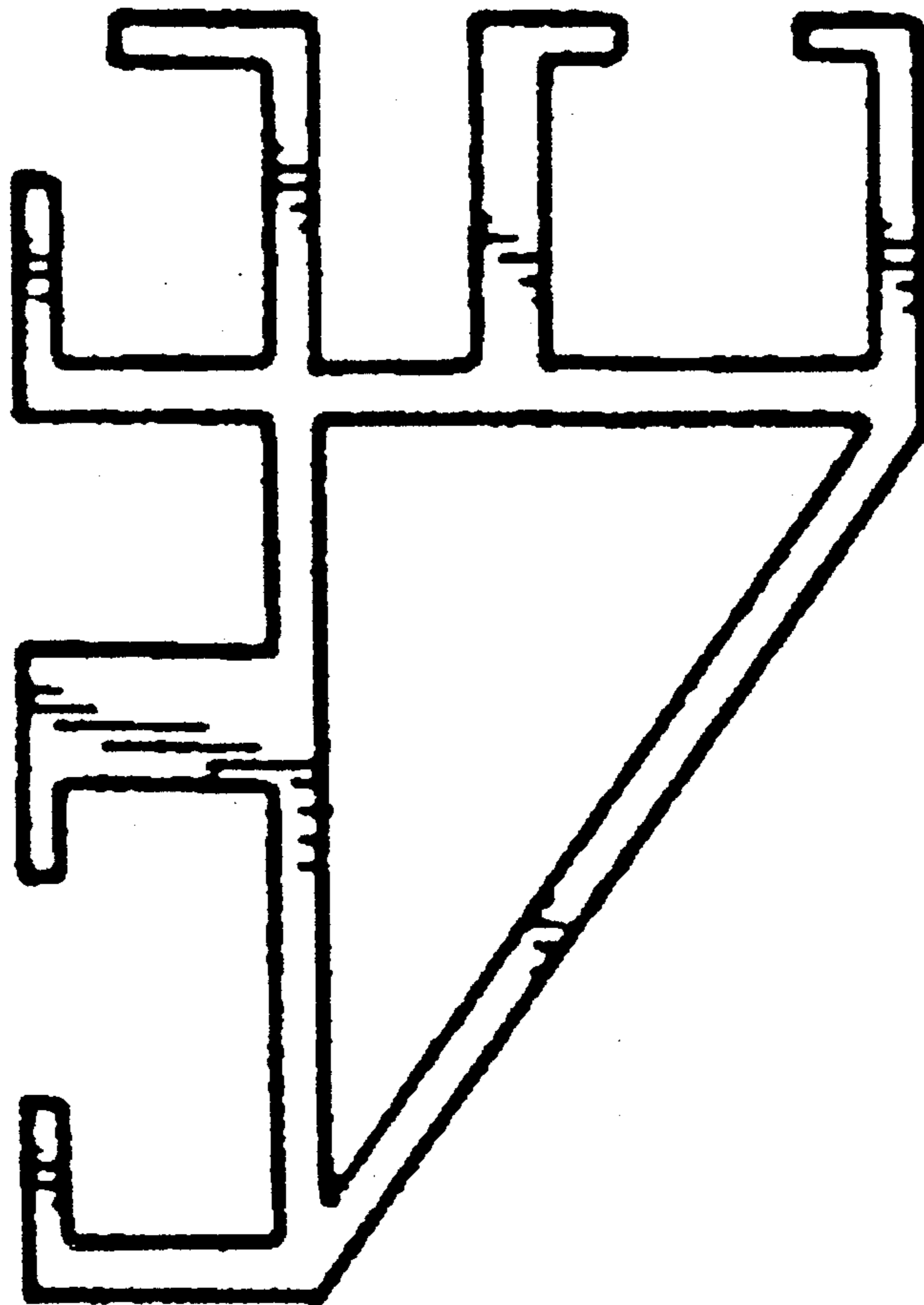


FIG. 1

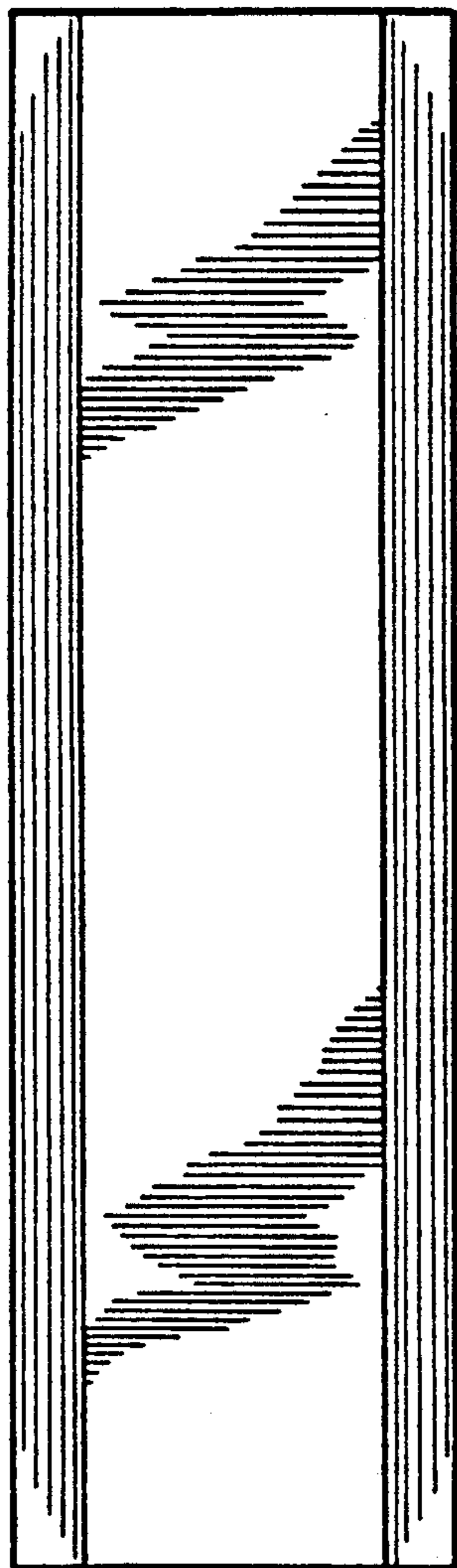


FIG. 2




FIG. 3

