

[54] APRON FOR A BATHTUB OR THE LIKE

[75] Inventor: Henry M. Stairs, Jr., Ligonier, Pa.

[73] Assignee: American Standard Inc., New York, N.Y.

[\*\*] Term: 14 Years

[21] Appl. No.: 322,136

[22] Filed: Mar. 13, 1989

[52] U.S. Cl. .... D23/306

[58] Field of Search ..... 4/513, 538-544,  
4/546, 559, 571-579, 584, 589, 590;  
D23/270-283, 303-307

[56] References Cited

U.S. PATENT DOCUMENTS

D. 186,936	12/1959	Corp	.....	D23/306
D. 282,963	3/1986	Alger	.....	D23/277
2,143,033	1/1939	Sakier	.....	4/538 X
2,982,972	5/1961	Bowden	.....	4/584
4,067,071	1/1978	Altman et al.	.....	4/546

Primary Examiner—Susan J. Lucas  
Attorney, Agent, or Firm—John P. Sinnott

[57] CLAIM

The ornamental design for an apron for a bathtub or the like, as shown and described.

DESCRIPTION

FIG. 1 is a front elevational view of an apron for a bathtub or the like, embodying my new design;  
 FIG. 2 is a top plan view thereof;  
 FIG. 3 is a rear elevational view thereof;  
 FIG. 4 is a bottom plan view thereof;  
 FIG. 5 is an end elevational view thereof as seen from the right side of FIG. 1 on an enlarged scale;  
 FIG. 6 is an end elevational view thereof as seen from the left side of FIG. 1 on an enlarged scale;  
 FIG. 7 is a cross-sectional view thereof as taken along line 7-7 of FIG. 1 on an enlarged scale;  
 FIG. 8 is a cross-sectional view thereof as taken along line 8-8 of FIG. 1 on an enlarged scale;  
 FIG. 9 is a front perspective view thereof.

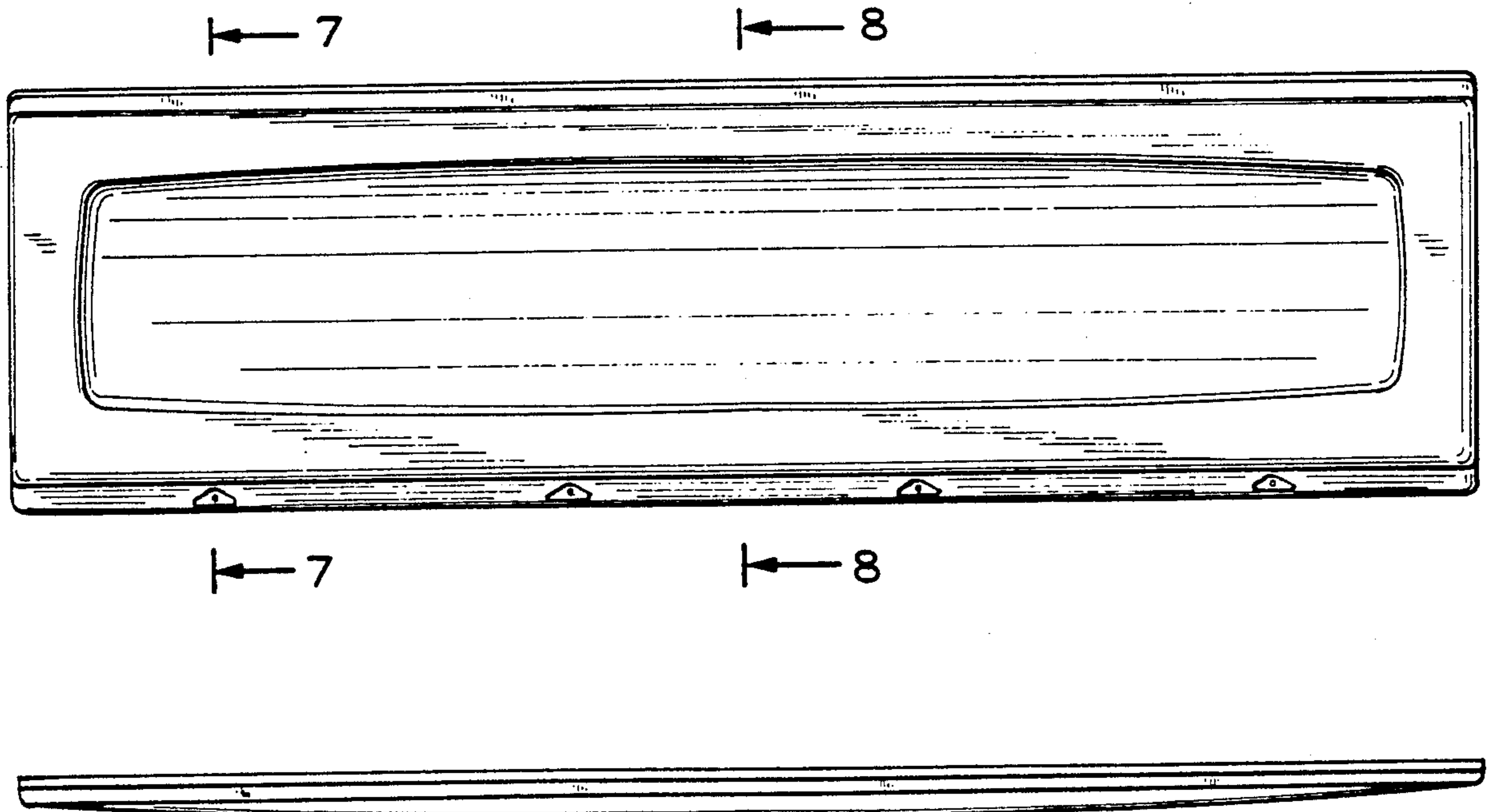


FIG. 1

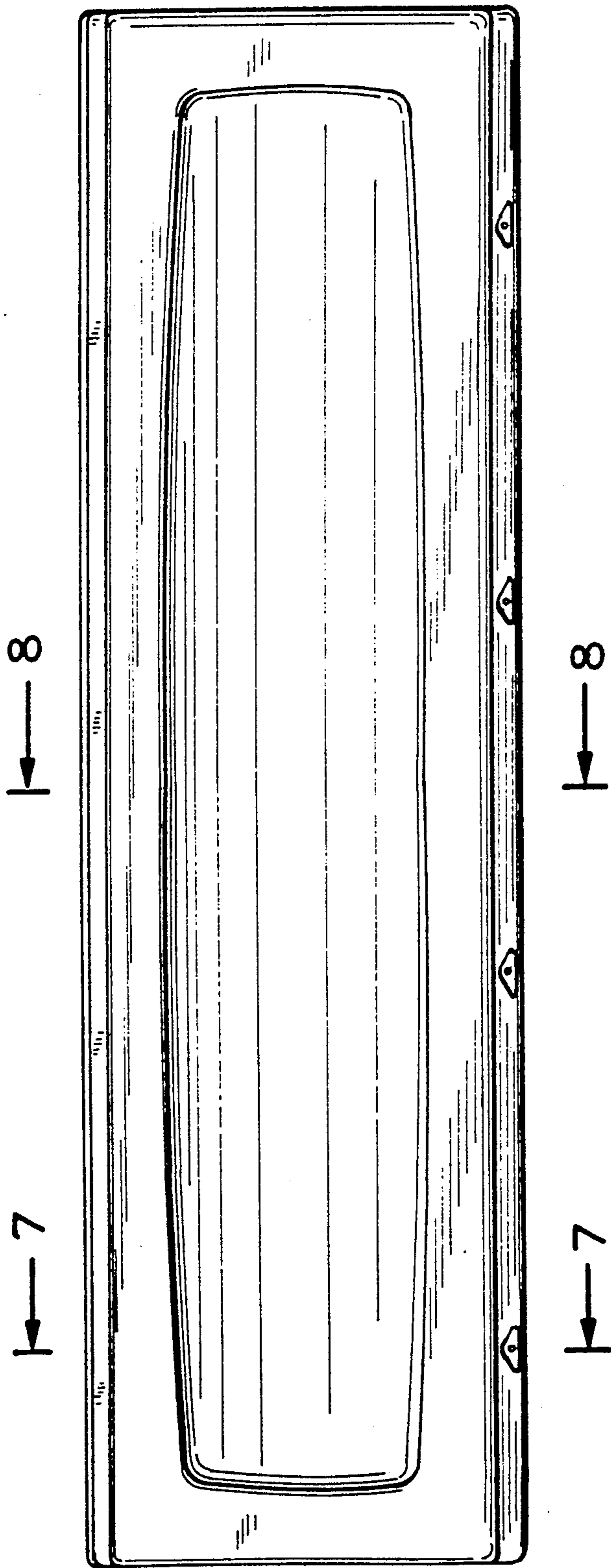


FIG. 2



FIG. 3




FIG. 4



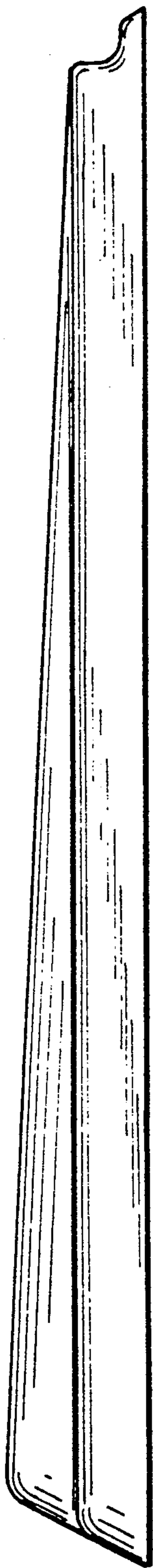


FIG. 5

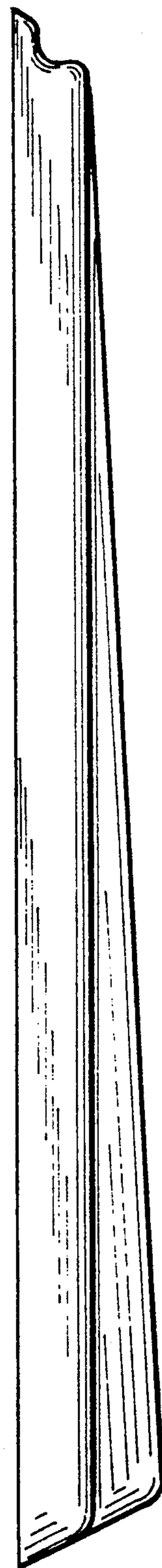


FIG. 6

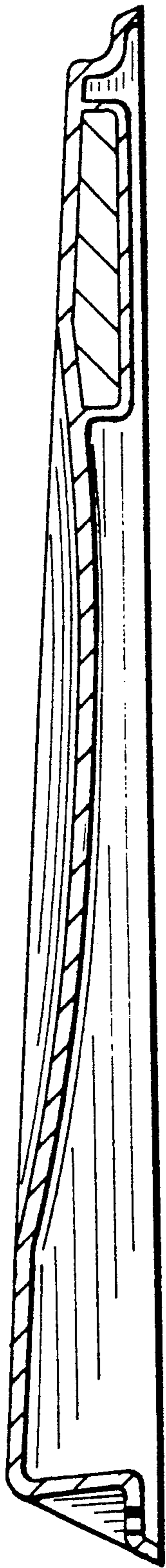


FIG. 7

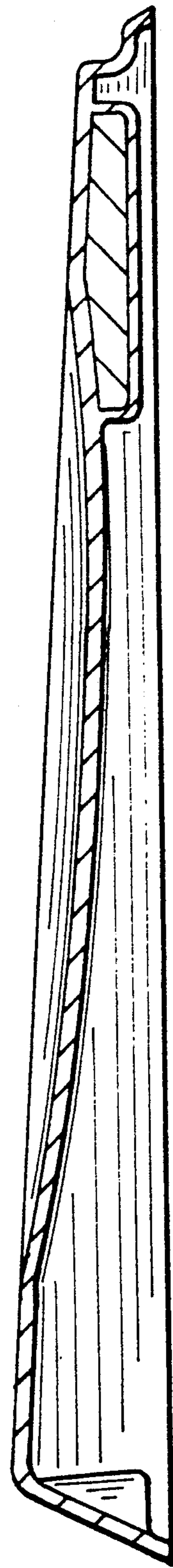


FIG. 8



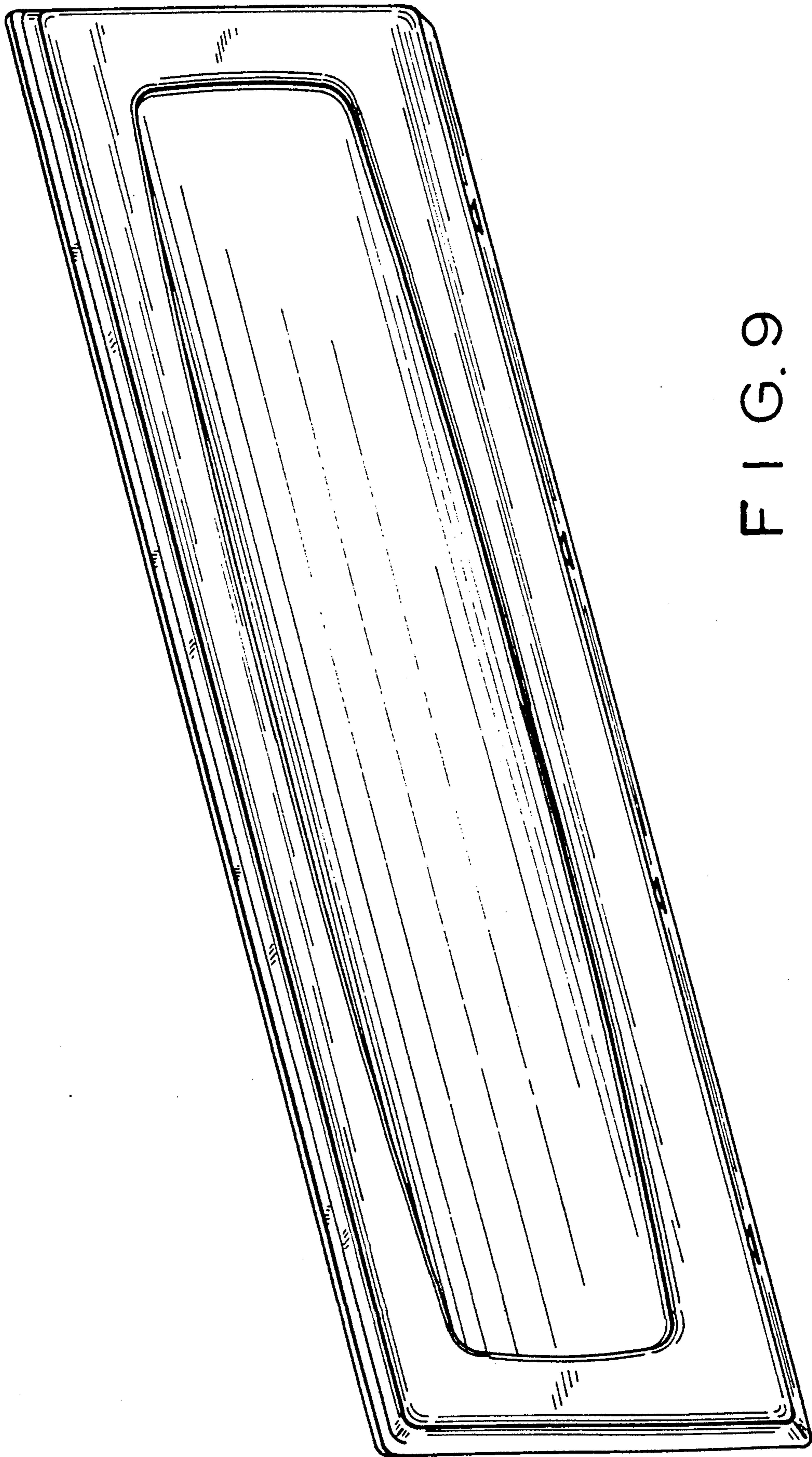


FIG. 9