

[54] APRON FOR A BATHTUB OR THE LIKE

[75] Inventor: Henry M. Stairs, Jr., Ligonier, Pa.

[73] Assignee: American Standard Inc., New York, N.Y.

[**] Term: 14 Years

[21] Appl. No.: 320,721

[22] Filed: Mar. 8, 1989

[52] U.S. Cl. D23/306

[58] Field of Search 4/513, 538-544, 4/546, 559, 571-579, 584, 589, 590; D23/270-283, 303-307

[56] References Cited

U.S. PATENT DOCUMENTS

D. 186,936	12/1959	Corp	D23/306
D. 278,360	4/1985	Kohler, Jr. et al.	D23/306
2,427,375	9/1947	Walker et al.	4/584

Primary Examiner—Susan J. Lucas
Attorney, Agent, or Firm—John P. Sinnott

[57] CLAIM

The ornamental design for an apron for a bathtub or the like, as shown and described.

DESCRIPTION

FIG. 1 is a front elevational view of an apron for a bathtub or the like, embodying my new design;
 FIG. 2 is a top plan view thereof;
 FIG. 3 is a rear elevational view thereof;
 FIG. 4 is a bottom plan view thereof;
 FIG. 5 is an end elevational view thereof as seen from the right side of FIG. 1 on an enlarged scale;
 FIG. 6 is an end elevational view thereof as seen from the left side of FIG. 1 on an enlarged scale;
 FIG. 7 is a cross-sectional view thereof as taken along line 7—7 of FIG. 1 on an enlarged scale;
 FIG. 8 is a cross-sectional view thereof as taken along line 8—8 of FIG. 1 in an enlarged scale;
 FIG. 9 is a front perspective view thereof.

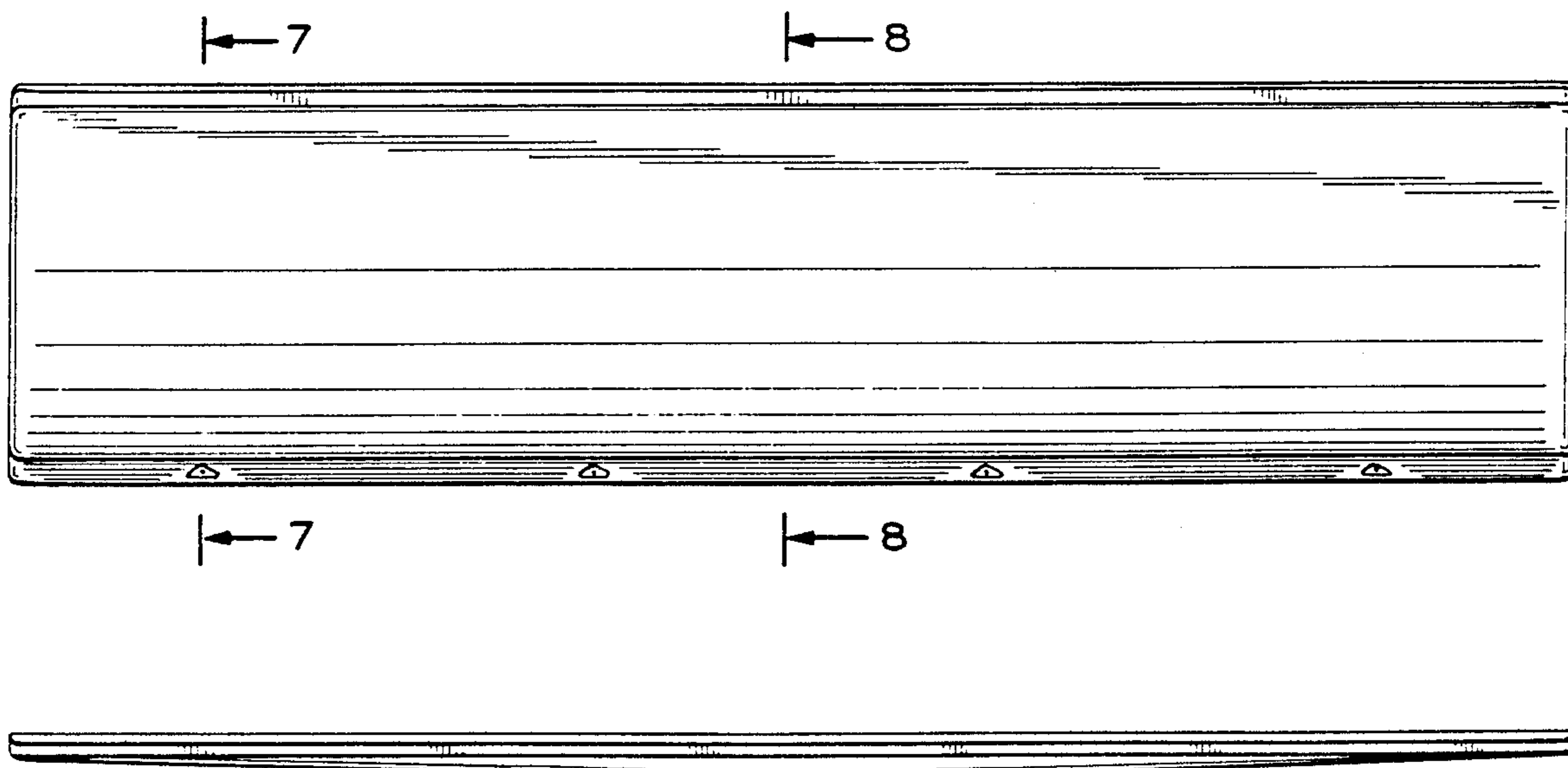


FIG. 1

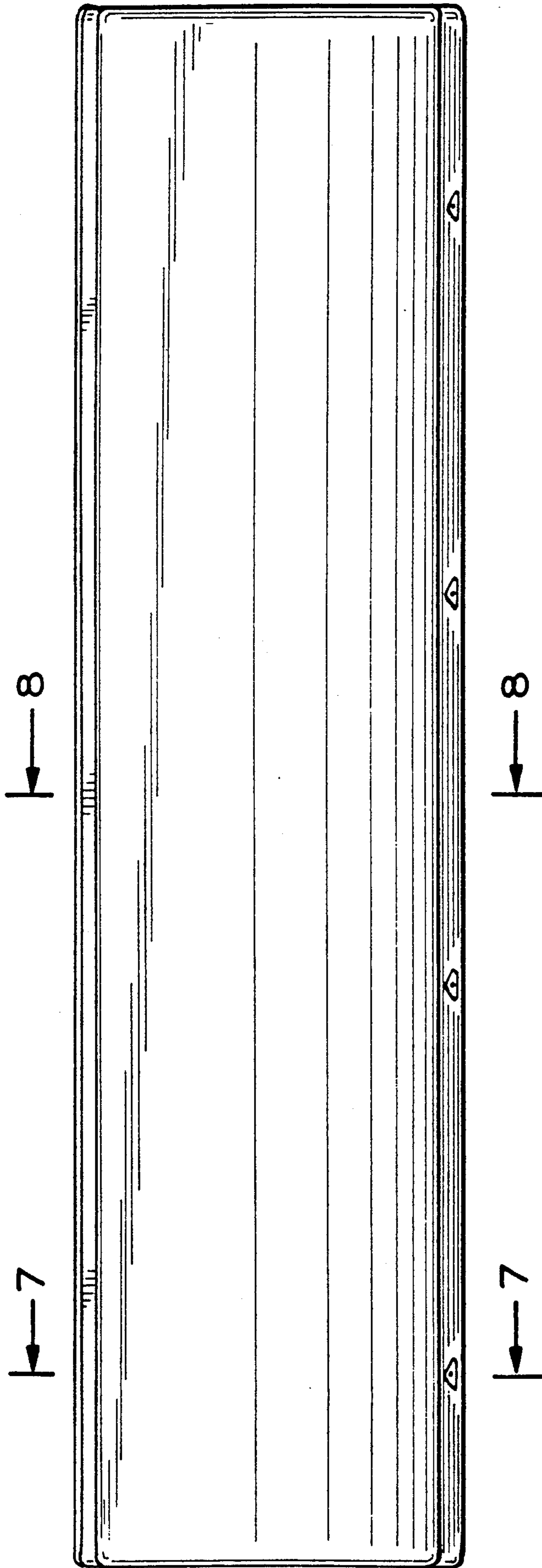


FIG. 2



FIG. 3

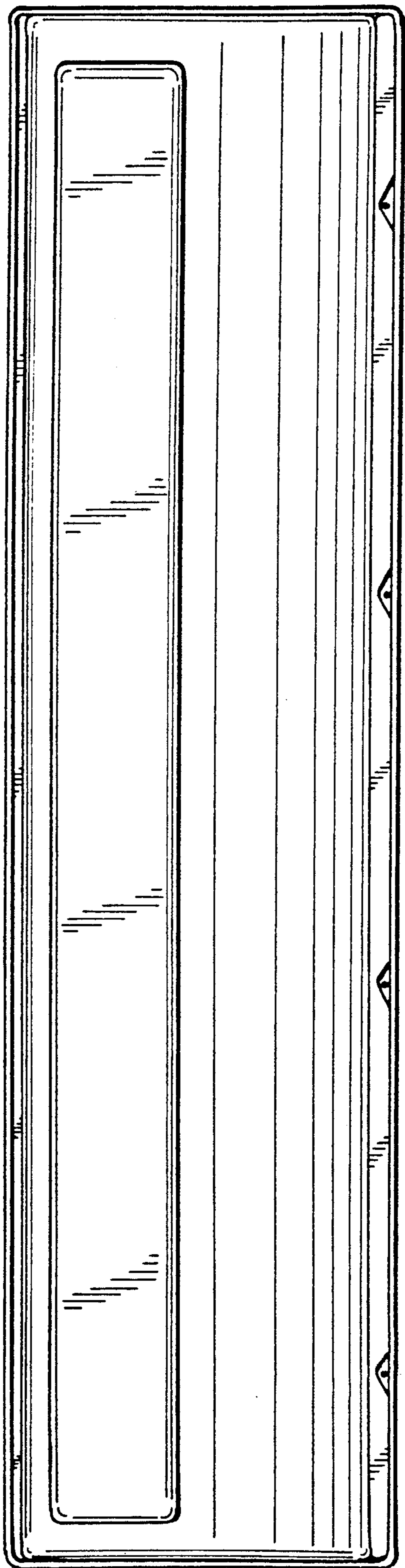


FIG. 4






FIG. 5




FIG. 6




FIG. 7




FIG. 8

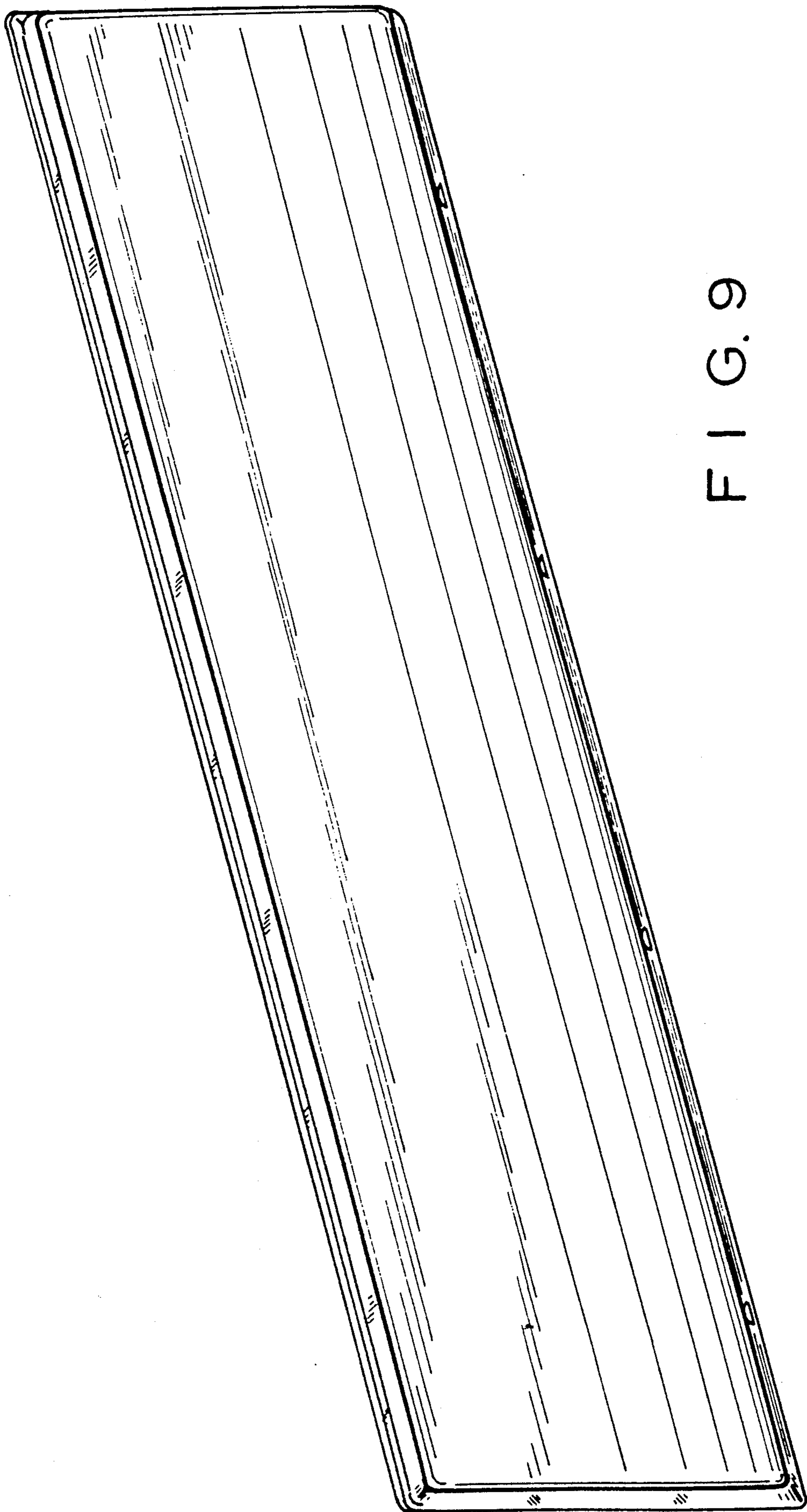


FIG. 9