

[54] LETTER TRAY

[75] Inventors: Eric Aaldenberg, Bayside; Barry Silberman, Great Neck, both of N.Y.

[73] Assignee: Esselte Pandaflex, Garden City, N.Y.

[*] Notice: The portion of the term of this patent subsequent to Feb. 5, 2005 has been disclaimed.

[**] Term: 14 Years

[21] Appl. No.: 220,227

[22] Filed: May 20, 1988

[52] U.S. Cl. D19/92; D19/86; D19/91; D19/95

[58] Field of Search D19/65, 75, 78, 86, D19/90, 91, 92, 95, 99, 100; 206/215, 371, 425, 505-511; 211/11, 13, 45, 50, 55, 126

[56] References Cited

U.S. PATENT DOCUMENTS

- D. 154,300 6/1949 Morris 206/557 X
- D. 191,133 8/1961 Marx, Sr. D19/92 X
- D. 226,892 5/1973 Degennaro et al. D19/92 X

- D. 229,108 11/1973 Grosse D19/92
- D. 266,129 9/1982 Lidstrom D19/90 X
- D. 269,017 5/1983 Martin D19/92
- D. 272,637 2/1984 Barbieri et al. D19/92
- D. 296,706 7/1988 Evans D19/92
- D. 300,152 3/1989 Levenberg D19/92
- D. 309,918 8/1990 Evenson D19/92
- D. 310,108 8/1990 Rittenhouse D19/92


Primary Examiner—Nelson C. Holtje
Assistant Examiner—Martha Thompson
Attorney, Agent, or Firm—Darby & Darby

[57] CLAIM

The ornamental design for a letter tray, as shown and described.

DESCRIPTION

FIG. 1 is a front perspective view of a letter tray showing my new design;
FIG. 2 is a top plan view;
FIG. 3 is a left side elevational view, the right side being a mirror image thereof;
FIG. 4 is a front elevational view;
FIG. 5 is a rear elevational view; and
FIG. 6 is a bottom plan view thereof.



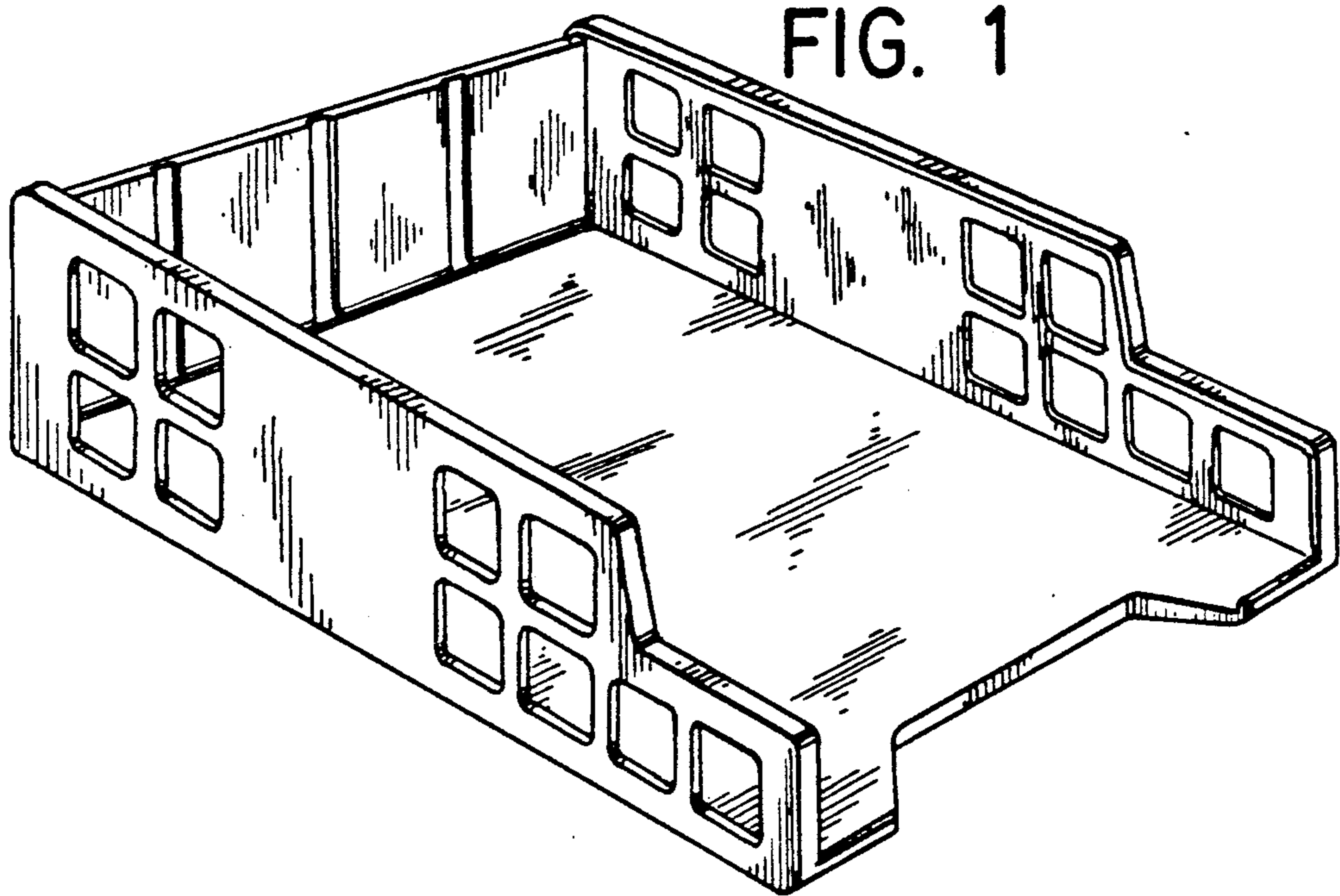


FIG. 2

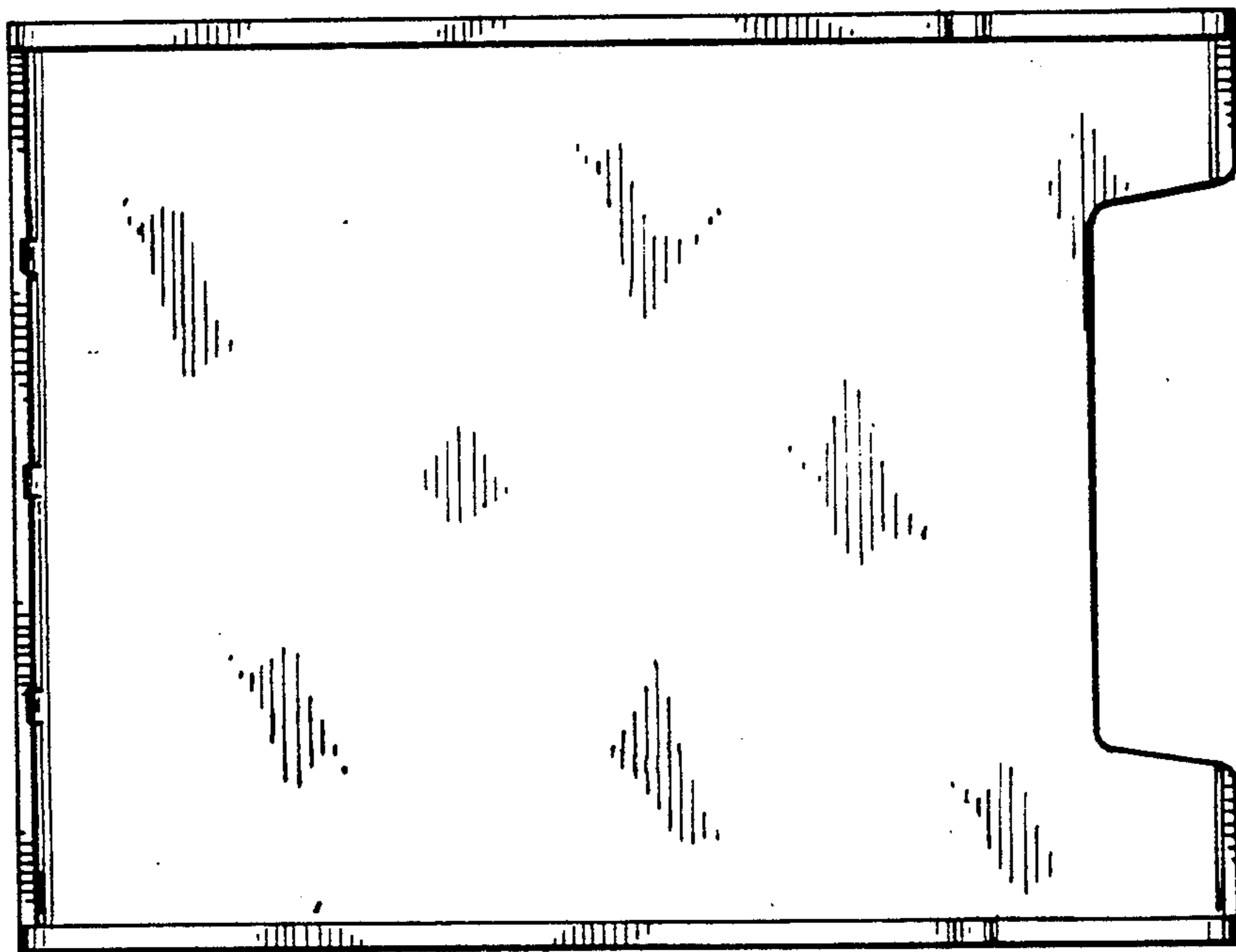


FIG. 3

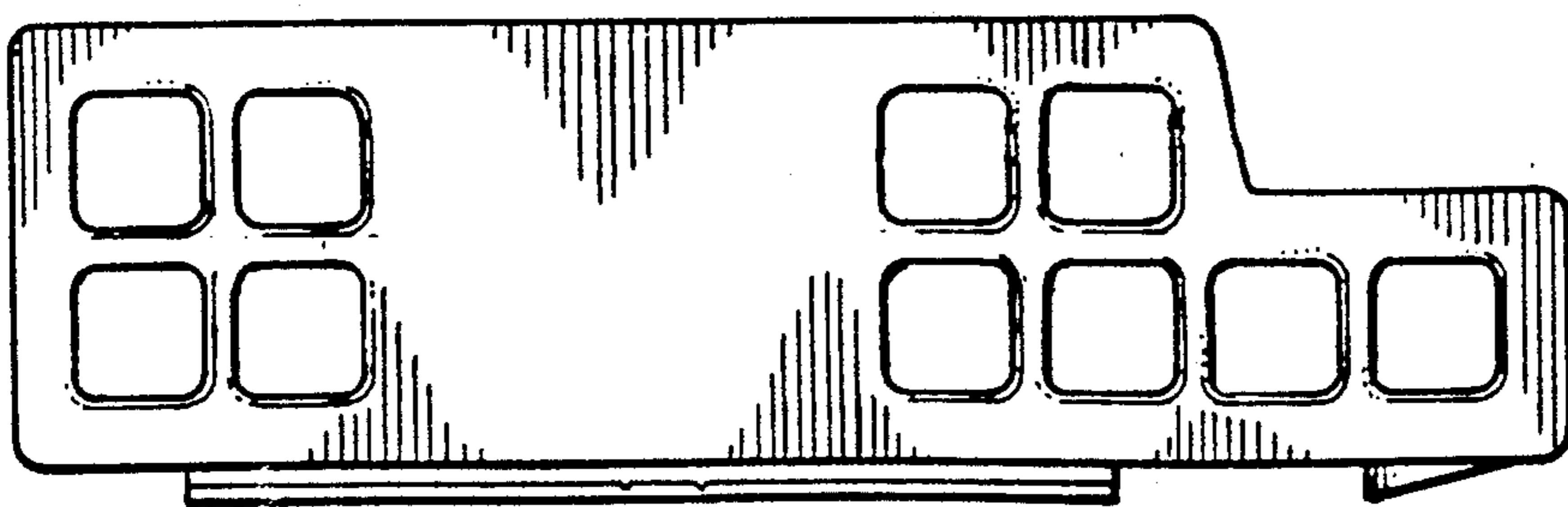


FIG. 4

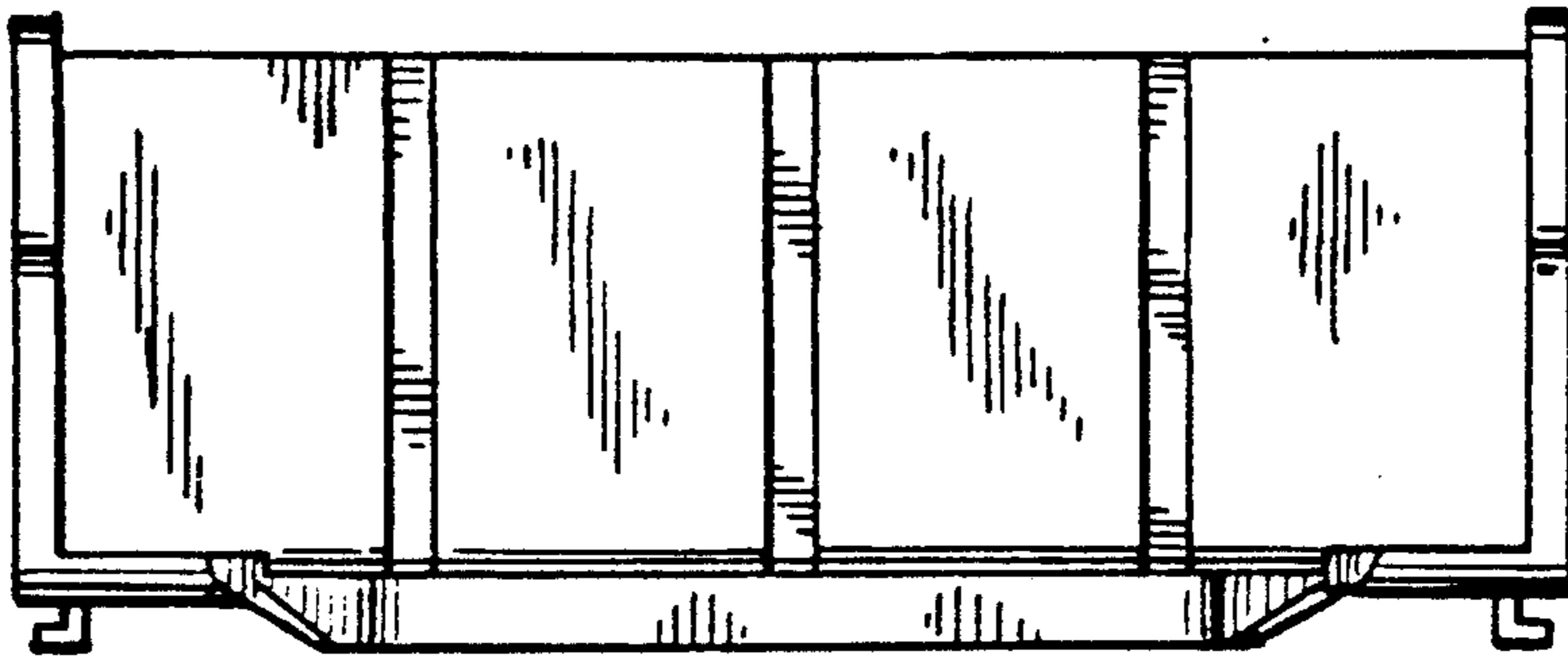


FIG. 5

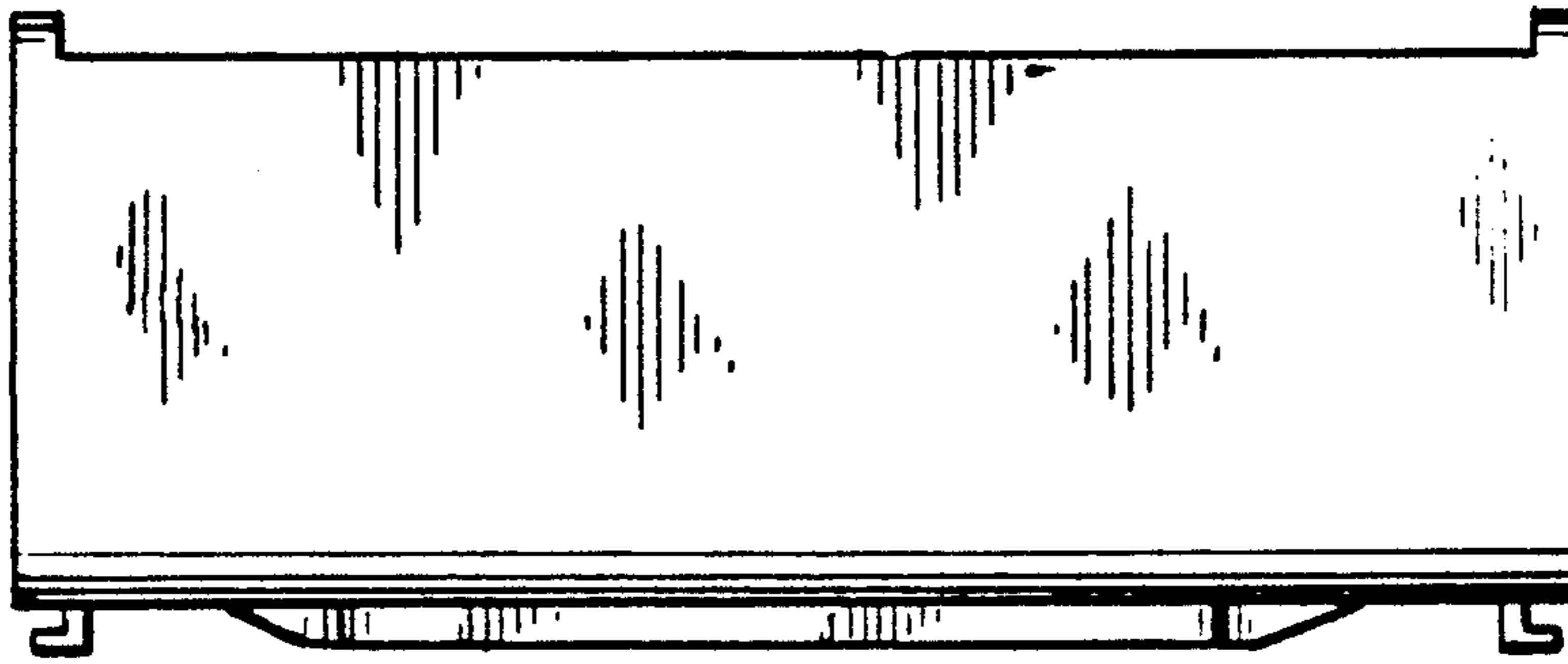


FIG. 6

