

[54] WRITING INSTRUMENT

[76] Inventor: Pietro Larizza, Via Guido Rossa, 54 - 20051 Limbiate (Milano), Italy

[**] Term: 14 Years

[21] Appl. No.: 245,906

[22] Filed: Sep. 16, 1988

[30] Foreign Application Priority Data

Mar. 24, 1988 [XH] Hague DMA/000748

[52] U.S. Cl. D19/42; D14/148; D19/46; D19/49; D19/56

[58] Field of Search D19/35, 36, 41-51, D19/54-58, 81-85; D14/148, 153; 401/209, 99, 100, 104, 6, 7, 8

[56] References Cited

U.S. PATENT DOCUMENTS

- D. 164,548 9/1951 Blish D19/57
- D. 177,468 4/1956 Frooms D19/36
- D. 194,539 2/1963 Brown D14/153

- D. 198,959 8/1964 DiFulvio et al. D19/46 X
- D. 232,197 7/1974 Nakata D19/56
- D. 268,501 4/1983 Krüchel et al. D19/43
- D. 306,038 2/1990 Cerniglia D19/41
- 1,613,851 1/1927 Sengebusch D14/148 X
- 1,974,667 9/1934 Solinger D19/36 X
- 2,039,625 5/1936 Blount D14/148 X
- 4,815,880 3/1989 Sekiguchi 401/6

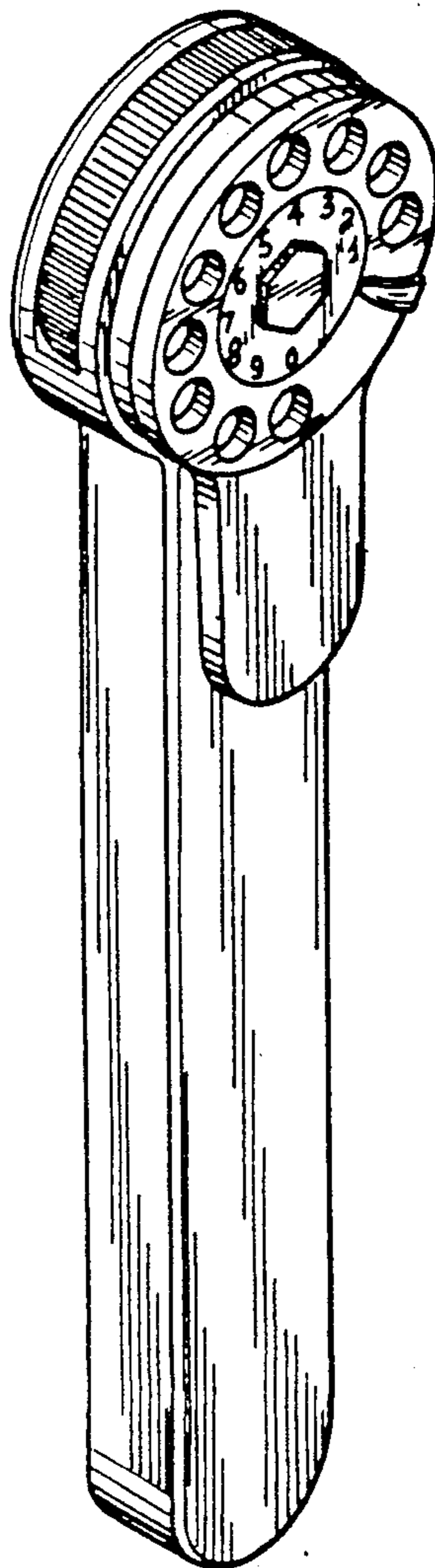
Primary Examiner—Bruce W. Dunkins
Assistant Examiner—Martha Thompson
Attorney, Agent, or Firm—Young & Thompson

[57] CLAIM

The ornamental design for a writing instrument, as shown and described.

DESCRIPTION

FIG. 1 is a front perspective view of a writing instrument showing my new design; FIG. 2 is a front elevational view; FIG. 3 is a left side elevational view; FIG. 4 is a front elevational view with the clip member rotated 180 degrees and the writing tip exposed; and FIG. 5 is a left side elevational view of FIG. 4.



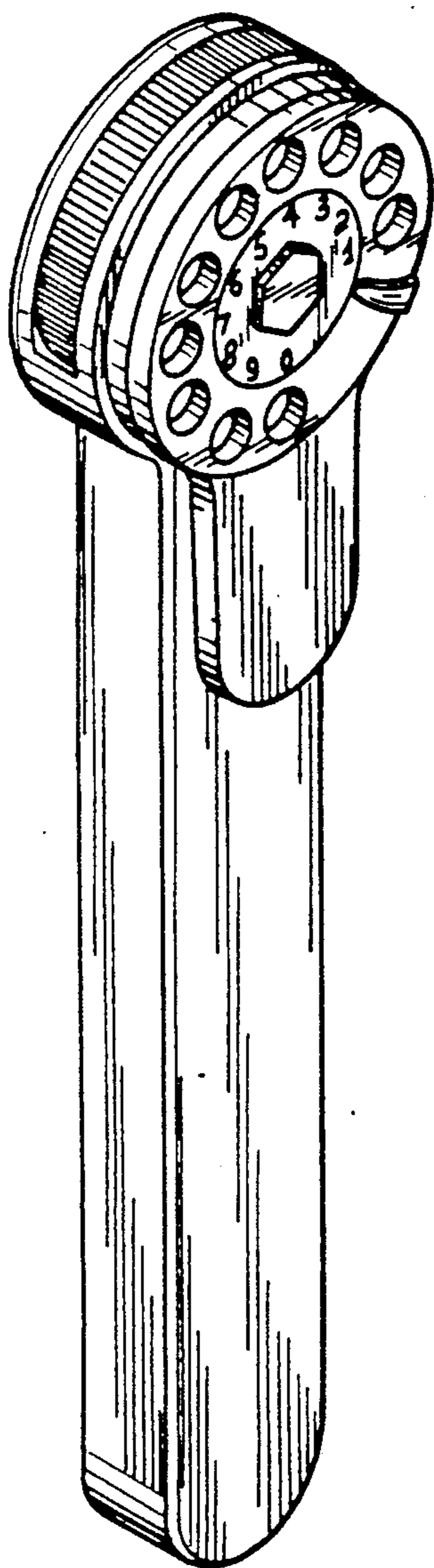


FIG. 1

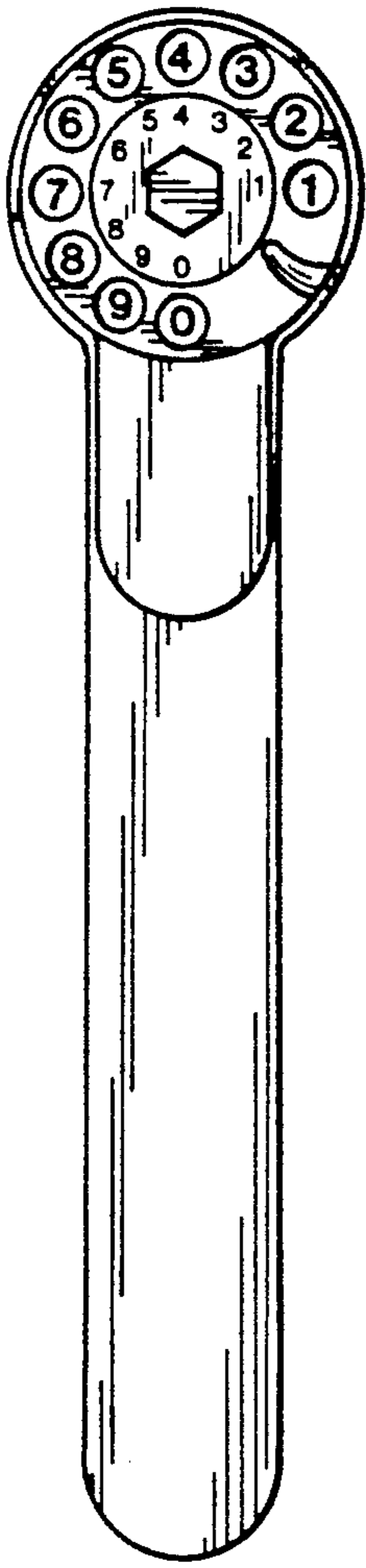


FIG. 2



FIG. 3

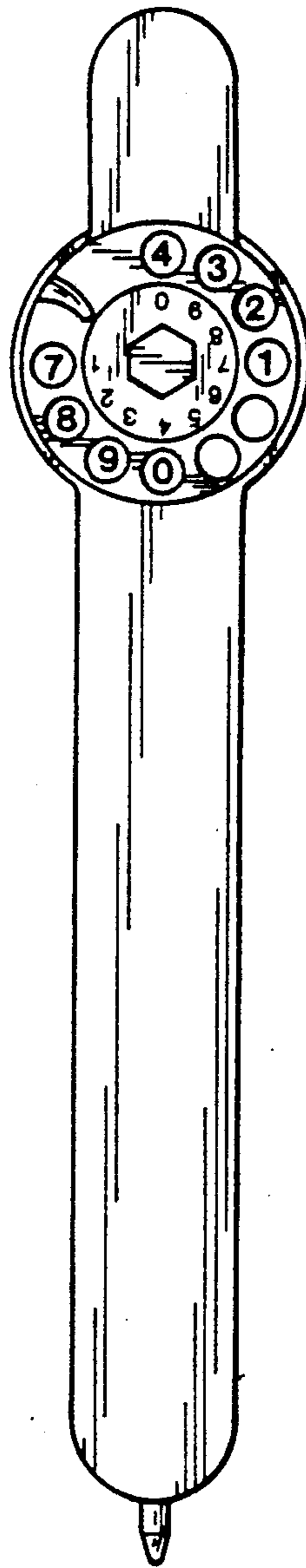


FIG. 4



FIG. 5