

[54] WRITING INSTRUMENT

[76] Inventor: James A. Summers, 15949 Live Oak Spring, Canyon Country, Calif. 91351

[\*\*] Term: 14 Years

[21] Appl. No.: 306,314

[22] Filed: Feb. 6, 1989

[52] U.S. Cl. .... D19/42; D19/46; D19/49; D11/157

[58] Field of Search ..... D19/35, 36, 41-51, D19/54-58, 81-85, 97; 21/208; 401/209, 195

[56] References Cited

U.S. PATENT DOCUMENTS

- D. 113,633 3/1939 Kahn ..... D19/42
- D. 198,959 8/1964 DiFulvio et al. .... D19/46 X
- D. 252,520 7/1979 Ijiri ..... D19/46
- D. 259,111 5/1981 Kinney ..... D11/157
- D. 286,576 11/1936 Schneider et al. .... D19/46 X
- D. 288,258 2/1987 Oden ..... D11/157
- D. 298,954 12/1988 Doolin ..... D19/77
- D. 303,810 10/1989 Von Den Benken ..... D19/46

- D. 304,607 11/1989 Bagg ..... D21/208
- 1,633,686 6/1927 Stone ..... D21/208
- 3,961,852 6/1976 Parry ..... D19/46 X

OTHER PUBLICATIONS

Austad's Golfer's Catalog, 1984, see p. 5, clock lower center.

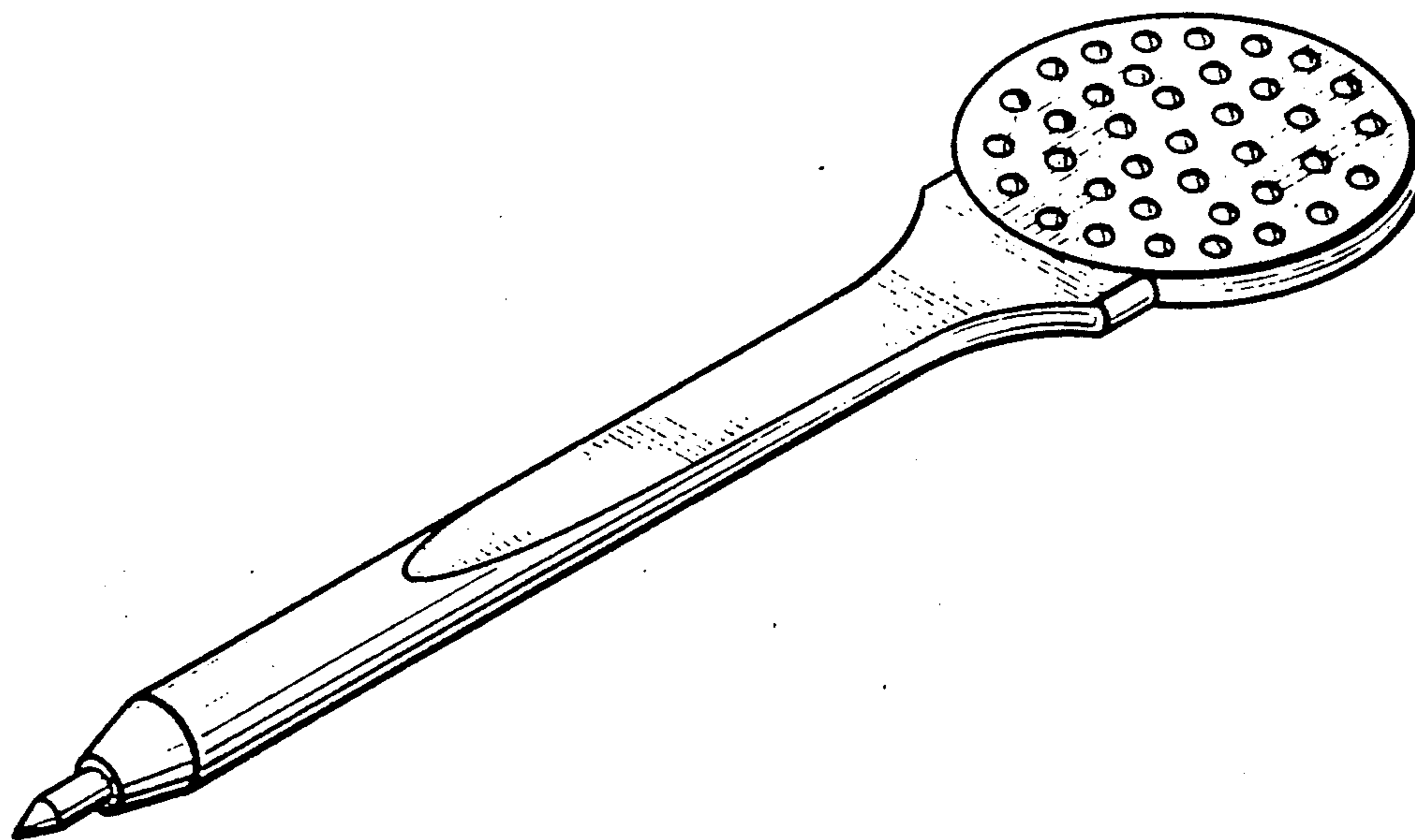
Primary Examiner—Bruce W. Dunkins  
Assistant Examiner—Martha Thompson  
Attorney, Agent, or Firm—Jack C. Munro

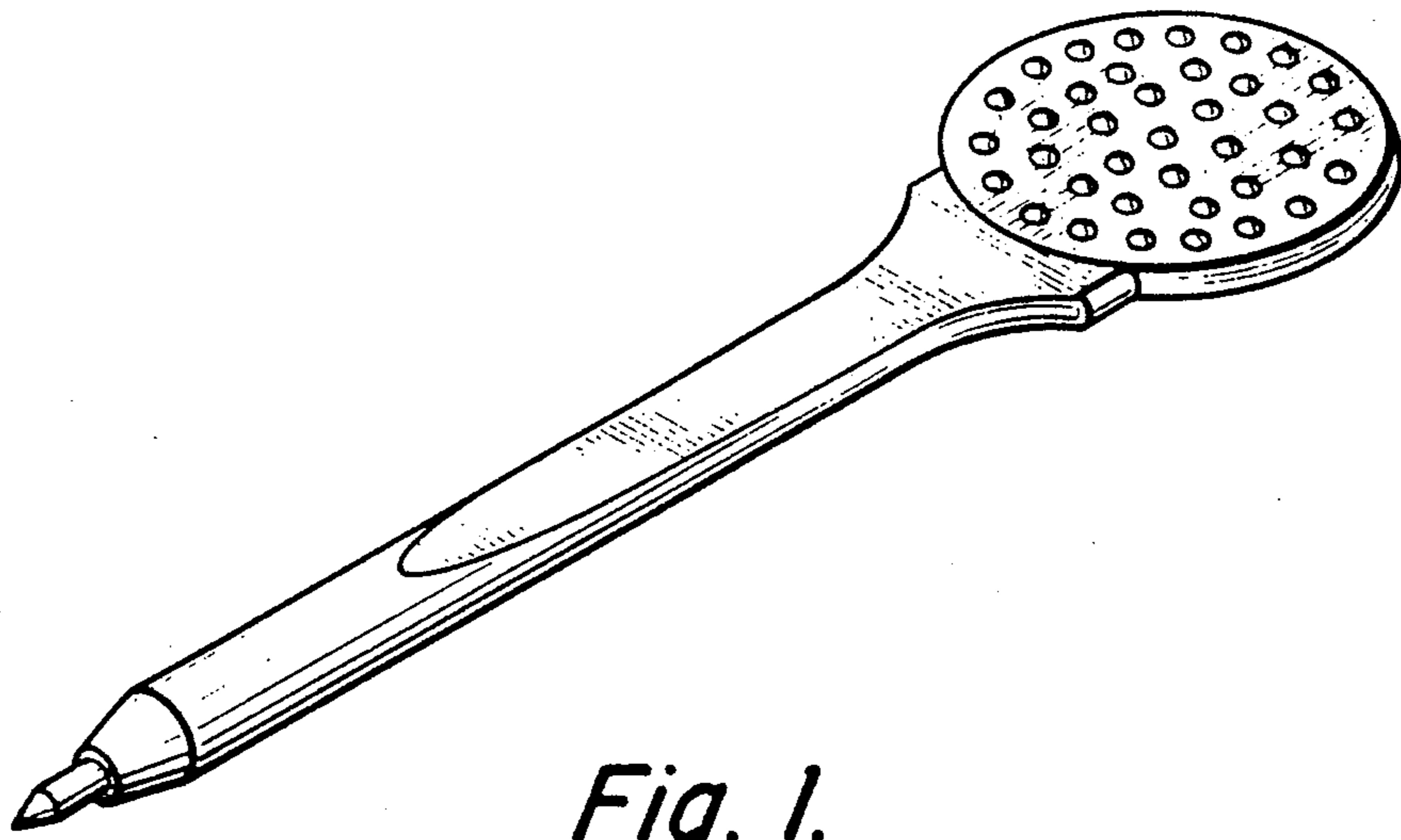
[57] CLAIM

The ornamental design for a writing instrument, as shown and described.

DESCRIPTION

FIG. 1 is a front perspective view of a writing instrument showing my design;  
FIG. 2 is a bottom plan view;  
FIG. 3 is a front elevational view, the rear view being a mirror image thereof;  
FIG. 4 is a right side elevational view, the left side being a mirror image thereof; and  
FIG. 5 is a top plan view thereof.





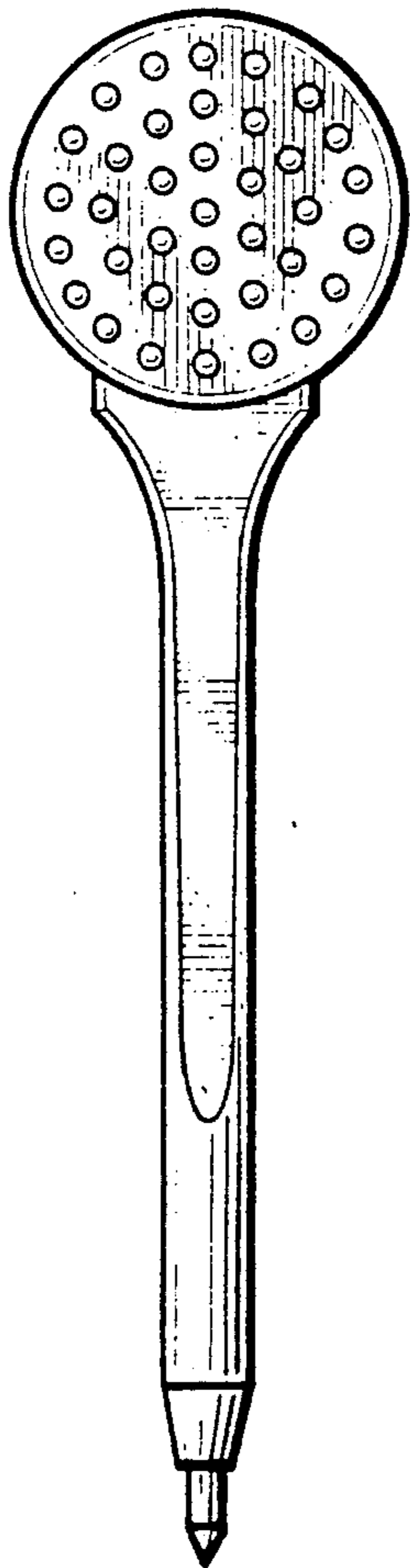
*Fig. 1.*



*Fig. 2.*



*Fig. 5.*



*Fig. 3.*



*Fig. 4.*