

[54] PAPER SUPPLY CASSETTE FOR PHOTO-COPIER

D. 299,929 2/1989 Yomo D18/44
D. 309,751 8/1990 Kosako et al. D18/39
4,306,802 12/1981 Kucera et al. D18/39 X

[75] Inventor: Masataka Isomoto, Kawasaki, Japan

[73] Assignee: Canon Kabushiki Kaisha, Tokyo, Japan

[**] Term: 14 Years

[21] Appl. No.: 418,459

[22] Filed: Oct. 10, 1989

[30] Foreign Application Priority Data

Apr. 13, 1989 [JP] Japan 1-13765

[52] U.S. Cl. D18/44

[58] Field of Search D18/44, 36-39;
D14/121; 271/8.1, 45, 171, 9, 10, 18, 116, 122,
258; 355/200, 308, 309; 358/498

[56] References Cited

U.S. PATENT DOCUMENTS

D. 284,386 6/1986 Saito D18/37
D. 286,890 11/1986 Hashimoto et al. D18/37

OTHER PUBLICATIONS

Xerox Sales Flyer; 8/1986; Xerox 1012 copier.

Primary Examiner—Nelson C. Holtje

Assistant Examiner—Caron D. Veynar

Attorney, Agent, or Firm—Fitzpatrick, Cella, Harper & Scinto

[57] CLAIM

The ornamental design for a paper supply cassette for photo-copier, as shown and described.

DESCRIPTION

FIG. 1 is a front elevational view of a paper supply cassette for photo-copier showing my new design; FIG. 2 is a rear elevational view thereof; FIG. 3 is a top plan view thereof; FIG. 4 is a bottom plan view thereof; FIG. 5 is a left side elevational view thereof; FIG. 6 is a right side elevational view thereof; and FIG. 7 is a perspective view thereof.

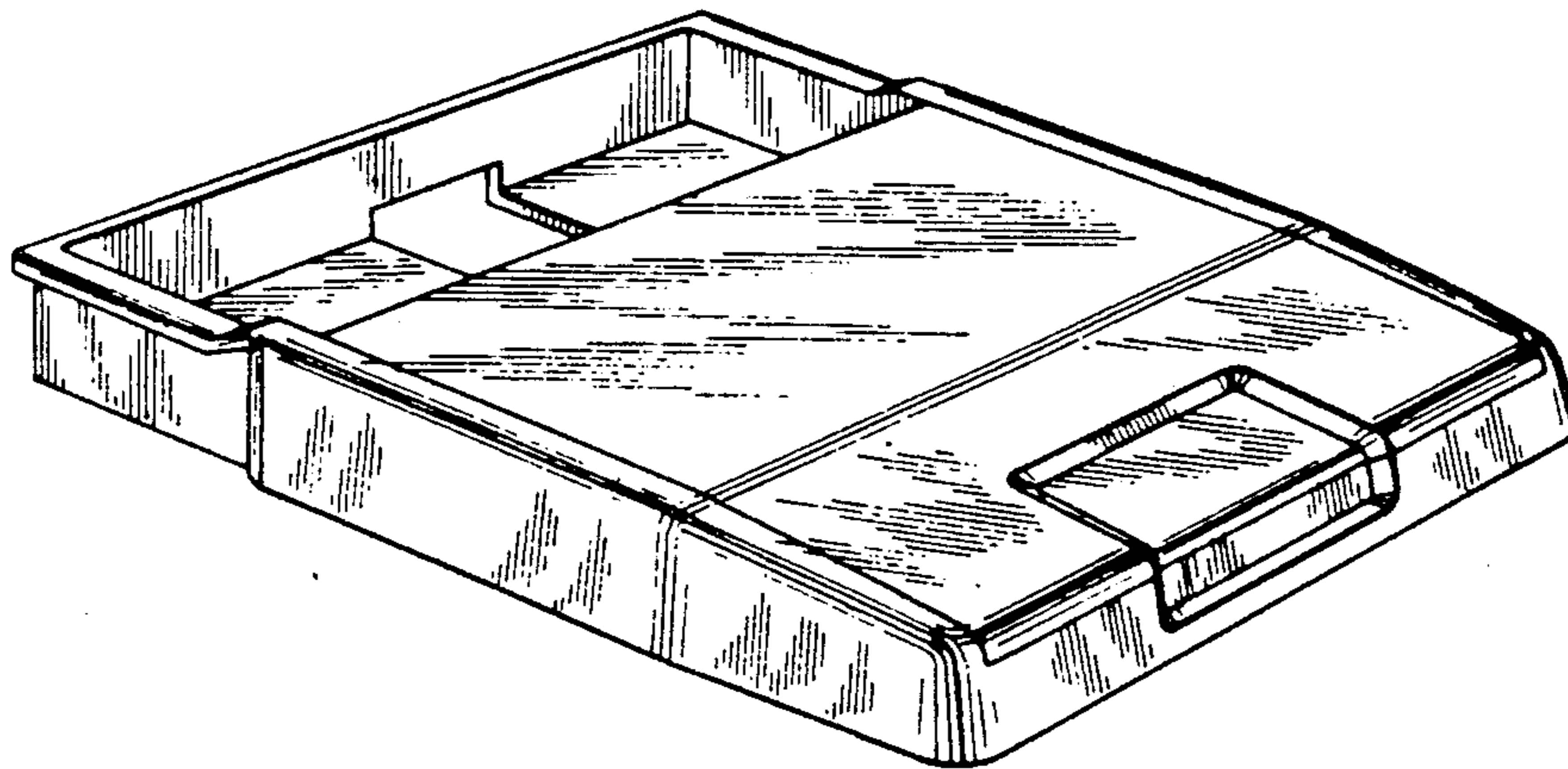


FIG. 1



FIG. 2



FIG. 3

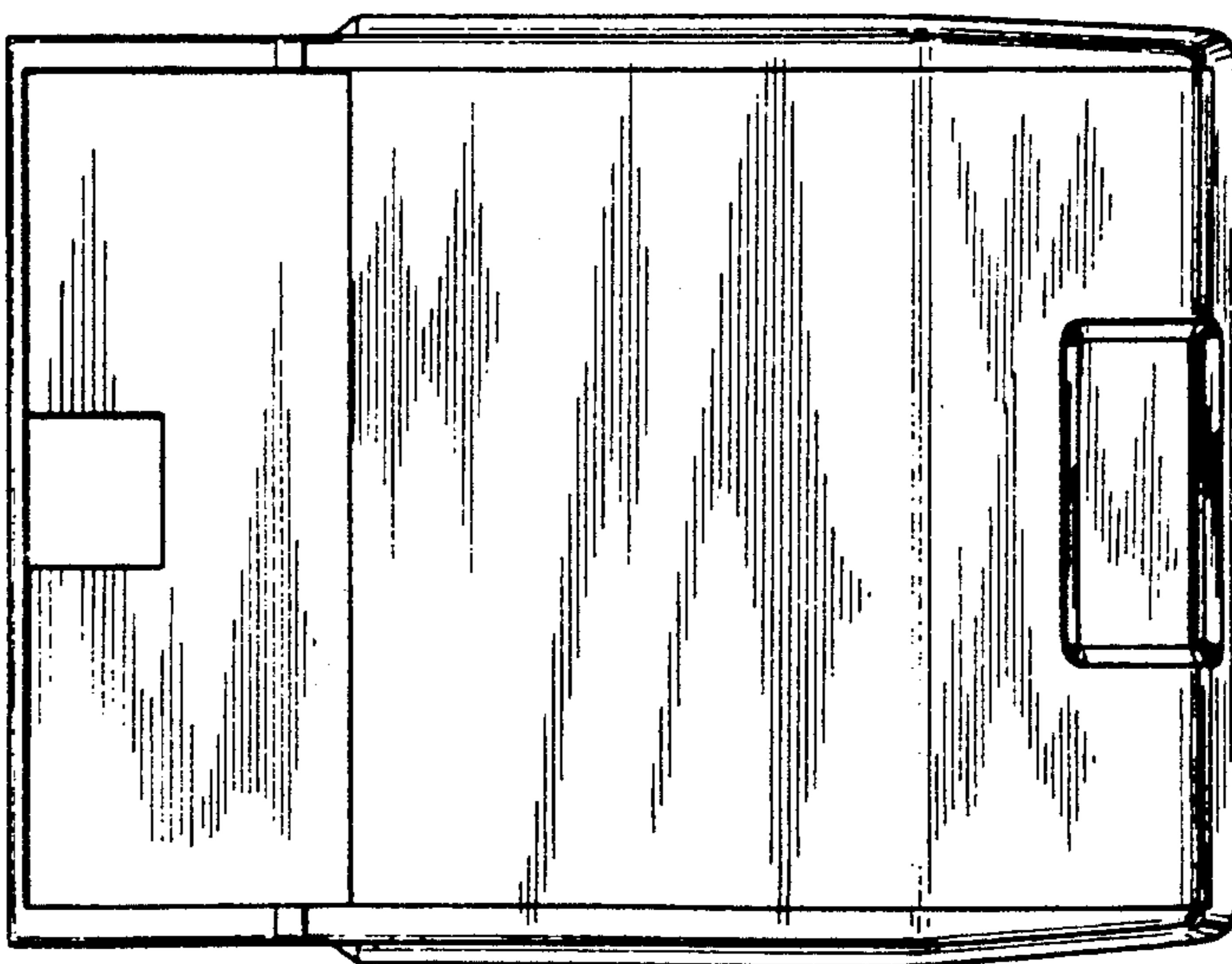


FIG. 4

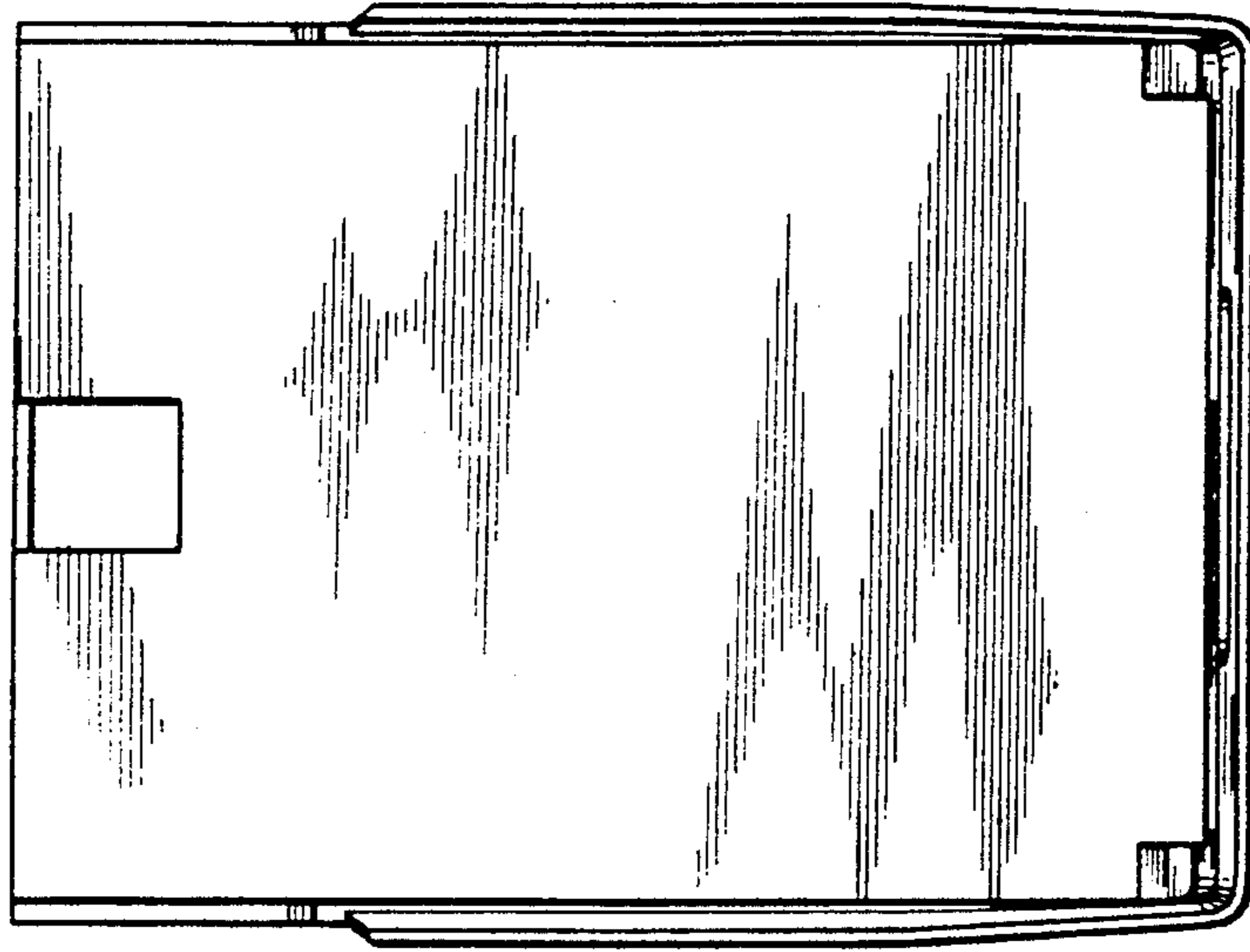


FIG. 5

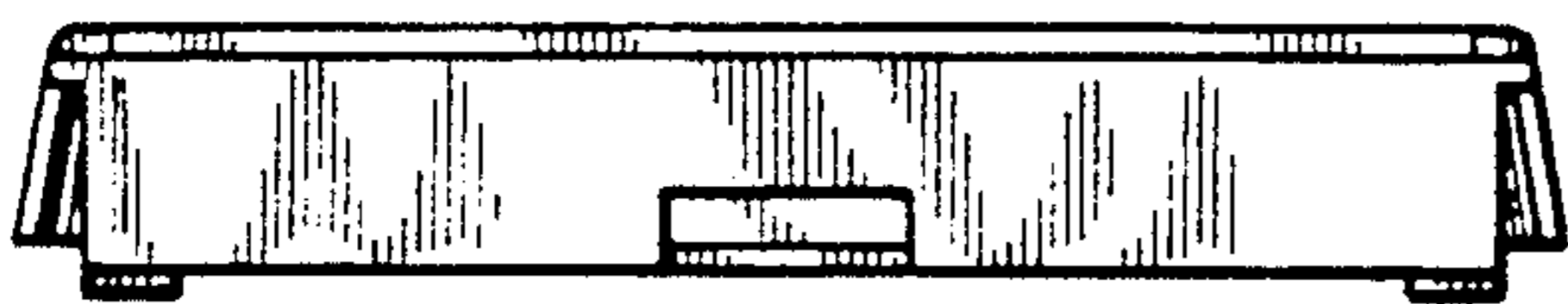


FIG. 6

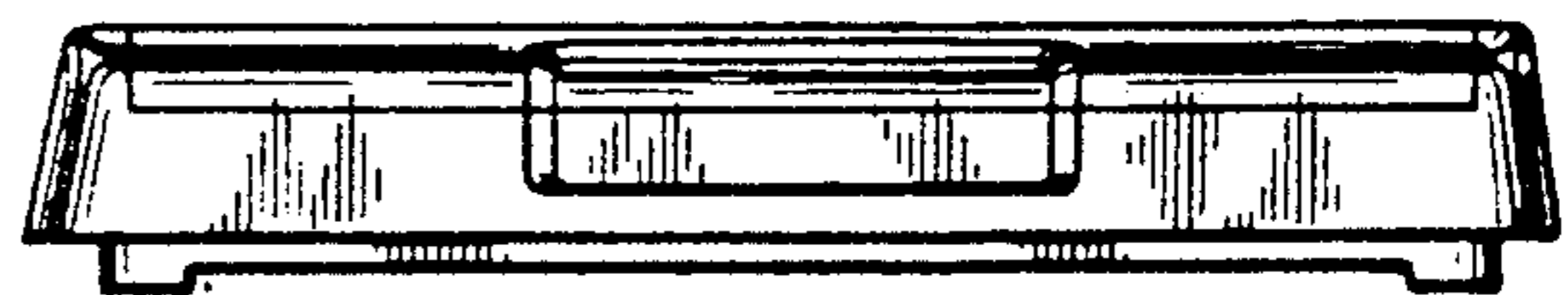


FIG. 7

