

United States Patent [19]

Takahashi et al.

[11] Patent Number: Des. 319,464

[45] Date of Patent: ** Aug. 27, 1991

[54] TONER CASE FOR COPYING MACHINE

[75] Inventors: Ryoichi Takahashi, Tokohama;
Yutaka Ban, Tokyo; Naoki Fuei,
Kawaguchi; Masataka Isomoto,
Kawasaki, all of Japan

[73] Assignee: Canon Kabushiki Kaisha, Tokyo,
Japan

[**] Term: 14 Years

[21] Appl. No.: 446,702

[22] Filed: Dec. 6, 1989

[30] Foreign Application Priority Data

Jun. 9, 1989 [JP] Japan 1-21488

[52] U.S. Cl. D18/43

[58] Field of Search D18/43, 22; D9/306,
D9/373, 385, 390, 393, 399, 401, 415, 418, 424,
425, 432; 118/657; 141/1; 206/216, 316, 446,
461, 467, 474, 495, 527, 532, 601, 628, 631, 633;
222/166, 240, 325, 541, DIG. 1; 355/200, 244,
245, 260, 298

[56] References Cited

U.S. PATENT DOCUMENTS

D. 248,277 6/1978 Hartman et al. D18/43
D. 307,767 5/1990 Tsumuro D18/43
4,614,286 9/1986 Yamaguchi et al. 222/DIG. 1 X
4,834,246 5/1989 Inoue et al. 206/631

FOREIGN PATENT DOCUMENTS

0116567 7/1983 Japan 355/245

Primary Examiner—Nelson C. Holtje
Assistant Examiner—Caron D. Veynar
Attorney, Agent, or Firm—Fitzpatrick, Cella, Harper &
Scinto

[57] CLAIM

The ornamental design for a toner case for copying machine, as shown and described.

DESCRIPTION

FIG. 1 is a front elevational view of a toner case for copying machine showing our new design; FIG. 2 is a rear elevational view thereof; FIG. 3 is a top plan view thereof; FIG. 4 is a bottom plan view thereof; FIG. 5 is a left side elevational view thereof; FIG. 6 is a right side elevational view thereof; and FIG. 7 is a perspective view thereof.

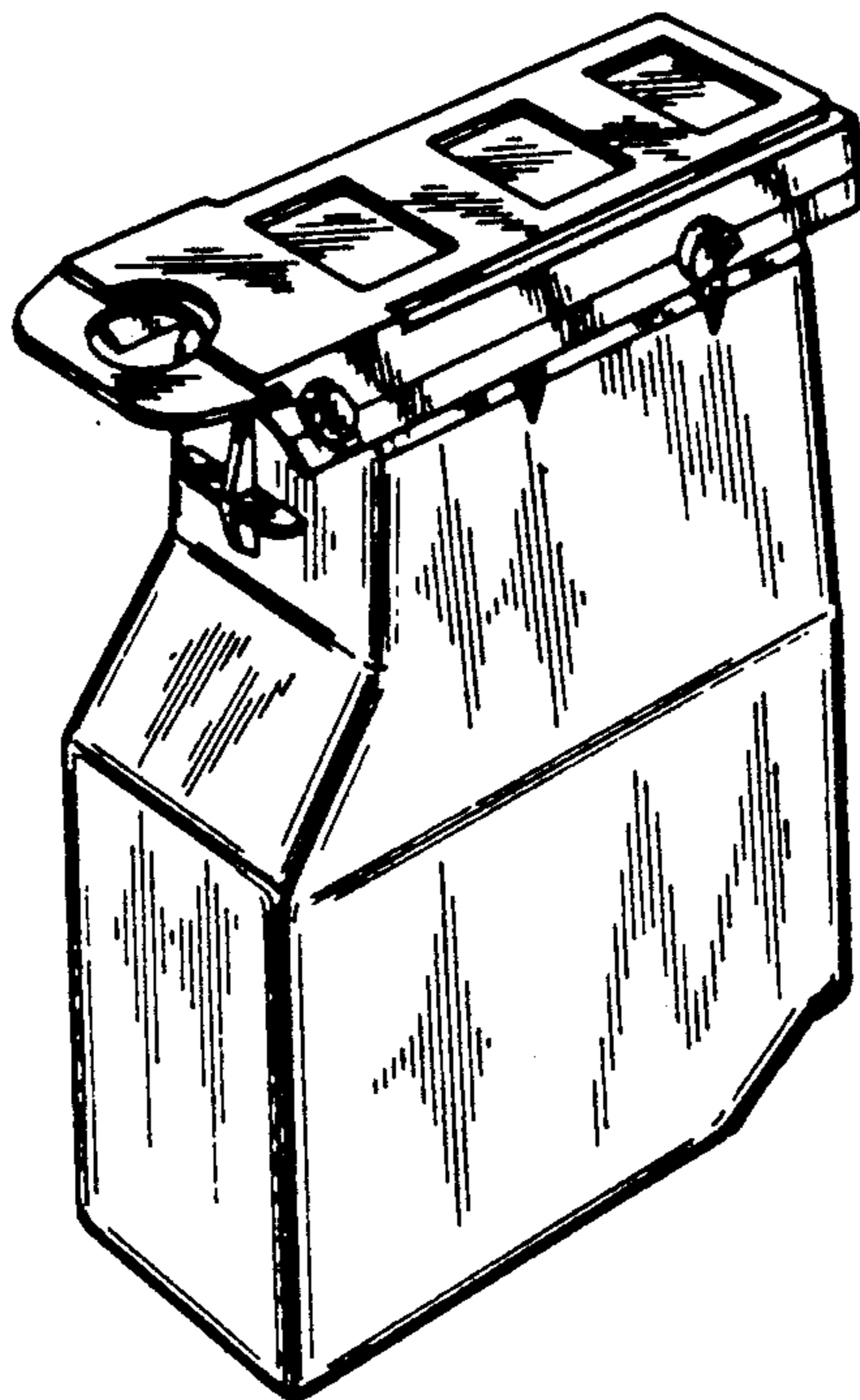


FIG. 1

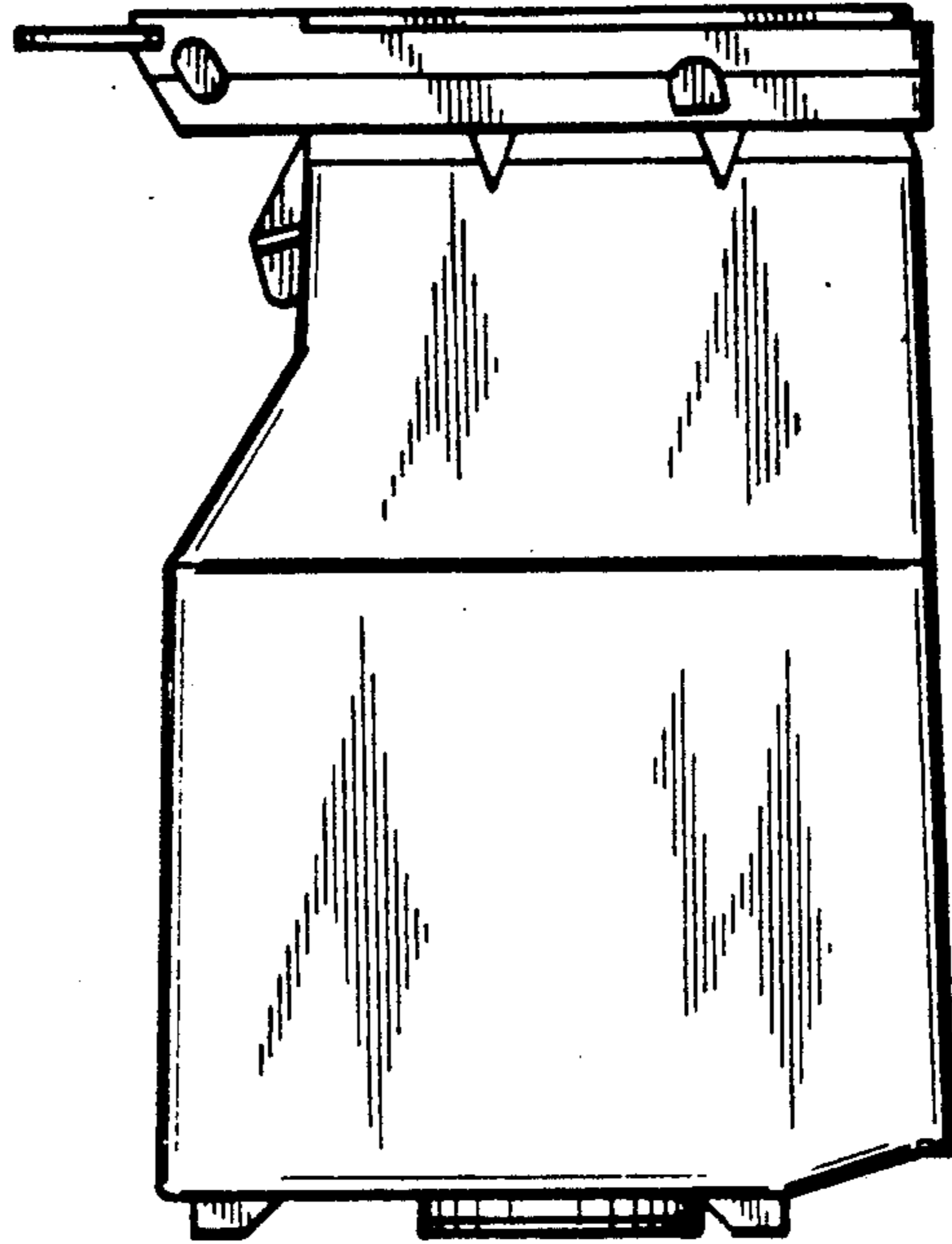


FIG. 2

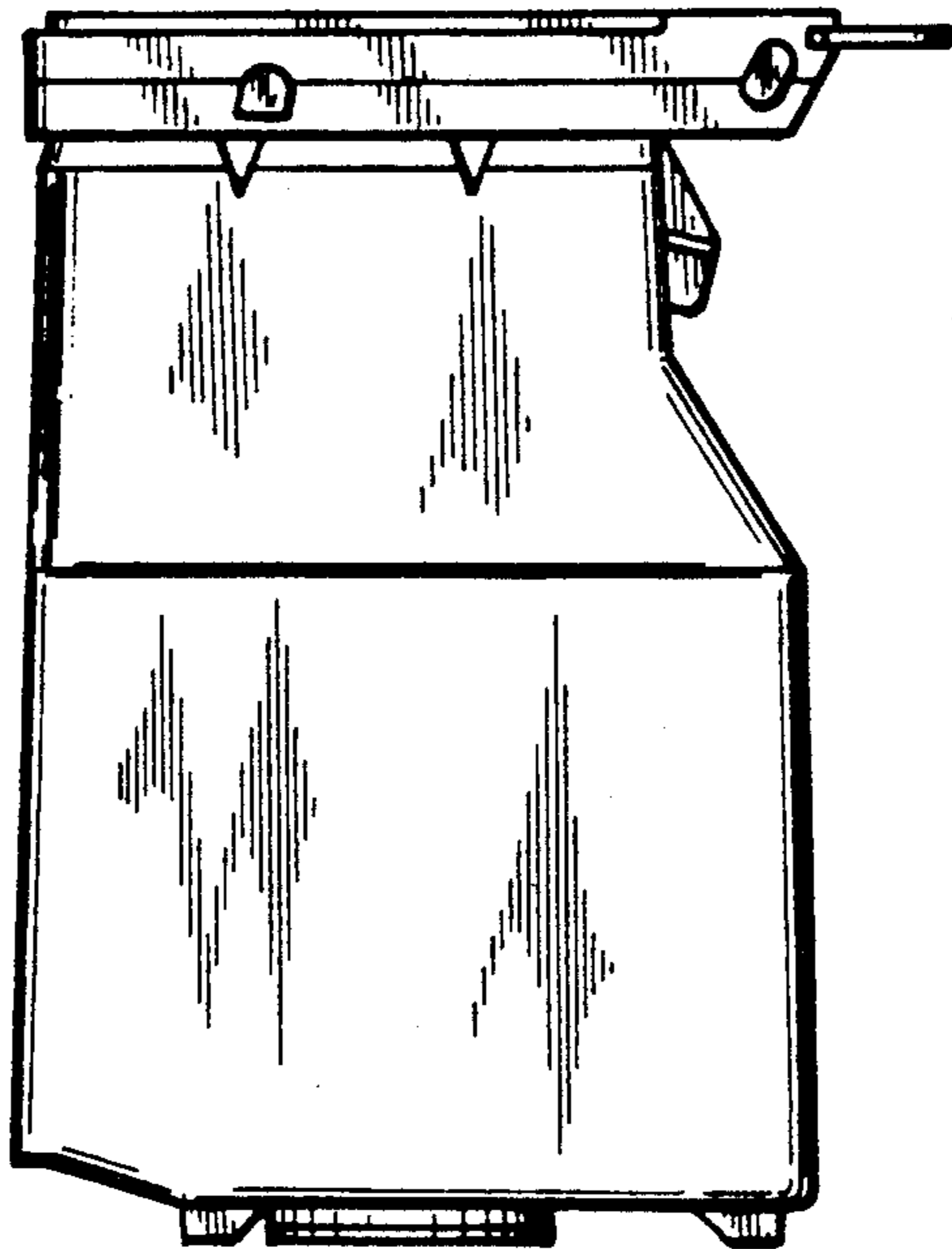


FIG. 3




FIG. 4

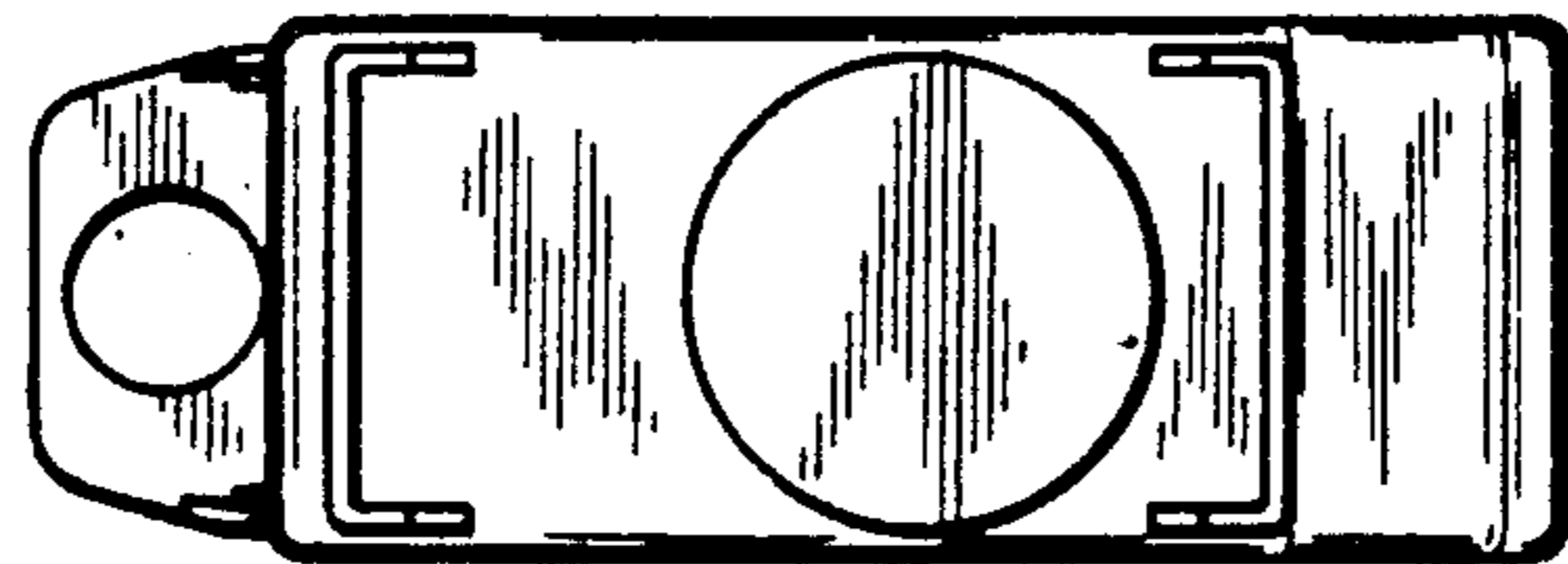


FIG. 5

FIG. 6




FIG. 7

