

[54] WALL-MOUNTED LIGHTING CONTROL PANEL

[75] Inventors: Michael D'Aleo, Erwinna; Denis Darragh, Allentown; Jonathan Ference, Riegelsville; David Luchaco, Macungie; Michael J. Rowen, Center Valley; Joel S. Spira, Coopersburg, all of Pa.

[73] Assignee: Lutron Electronics Co., Inc., Coopersburg, Pa.

[**] Term: 14 Years

[21] Appl. No.: 251,712

[22] Filed: Sep. 30, 1988

[52] U.S. Cl. D13/162

[58] Field of Search D13/158, 162, 163, 164, D13/171, 173, 177, 160; 364/900; 340/700, 706, 815.01, 720; 361/331-332, 334, 346, 356-357, 380, 390

[56] References Cited

U.S. PATENT DOCUMENTS

| | | | | |
|------------|---------|-------------------|-------|-----------|
| D. 222,473 | 10/1971 | Zecca | | D13/160 X |
| D. 275,104 | 8/1984 | Kuschewski et al. | | D13/162 X |
| D. 285,066 | 8/1986 | Liss et al. | | D13/35 |
| D. 287,242 | 12/1986 | Liss et al. | | D13/35 |
| 3,763,394 | 9/1971 | Blonchard | | 315/294 |
| 3,974,472 | 8/1976 | Gould, Jr. | | 340/700 |
| 4,468,718 | 8/1984 | Main | | D13/164 X |
| 4,575,660 | 8/1983 | Zaharchuk et al. | | 315/295 |
| 4,772,825 | 7/1986 | Tabor et al. | | 315/312 |

OTHER PUBLICATIONS

Electronics Diversified Inc.—Omega Console Brochure, 1988.

Lutron Electronics Co.—Aurora Brochure P/N362-165, (May 1987).

Lutron Electronics Co.—Grafik Eye Brochure P/N360-209, (Jun. '88).

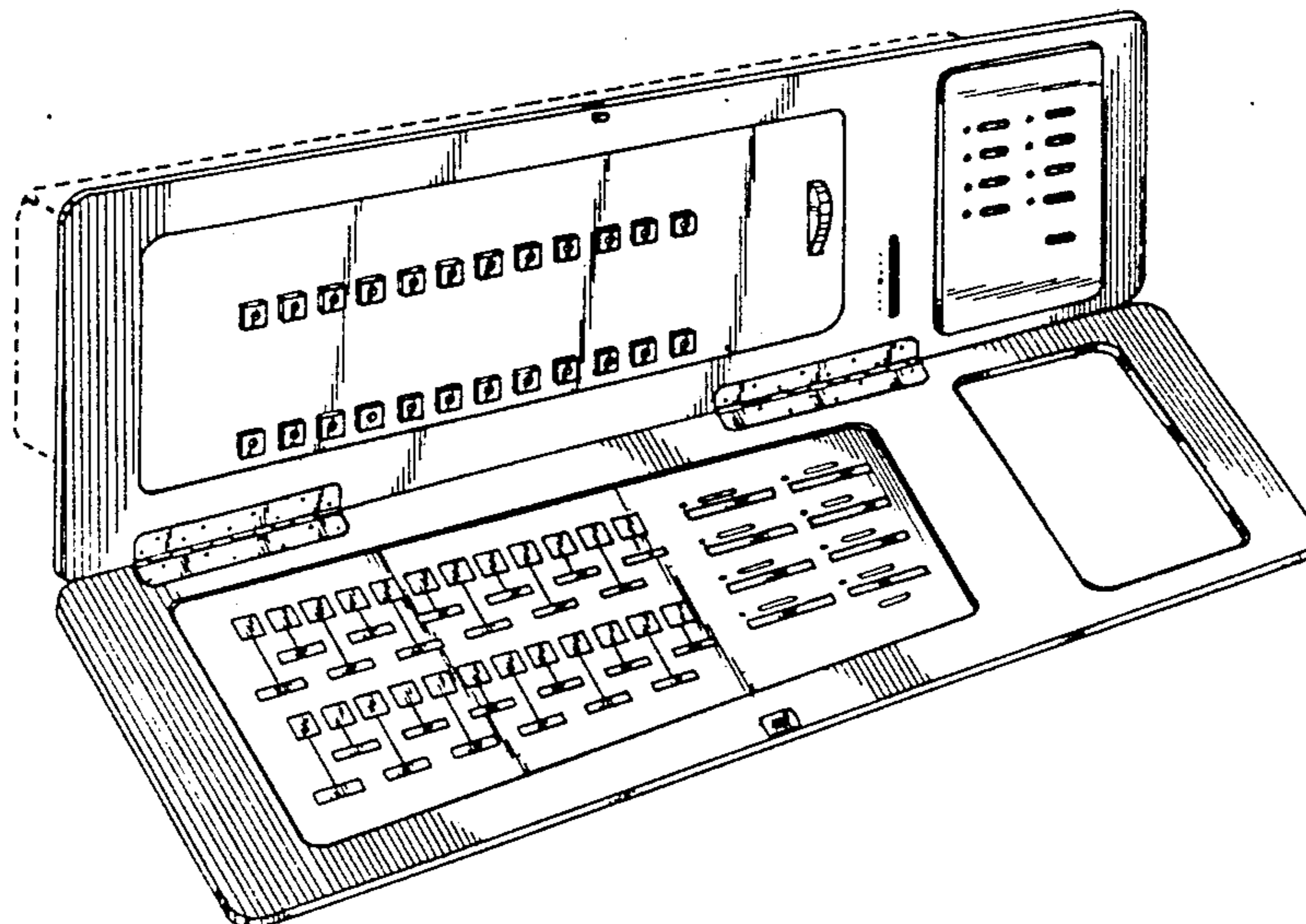
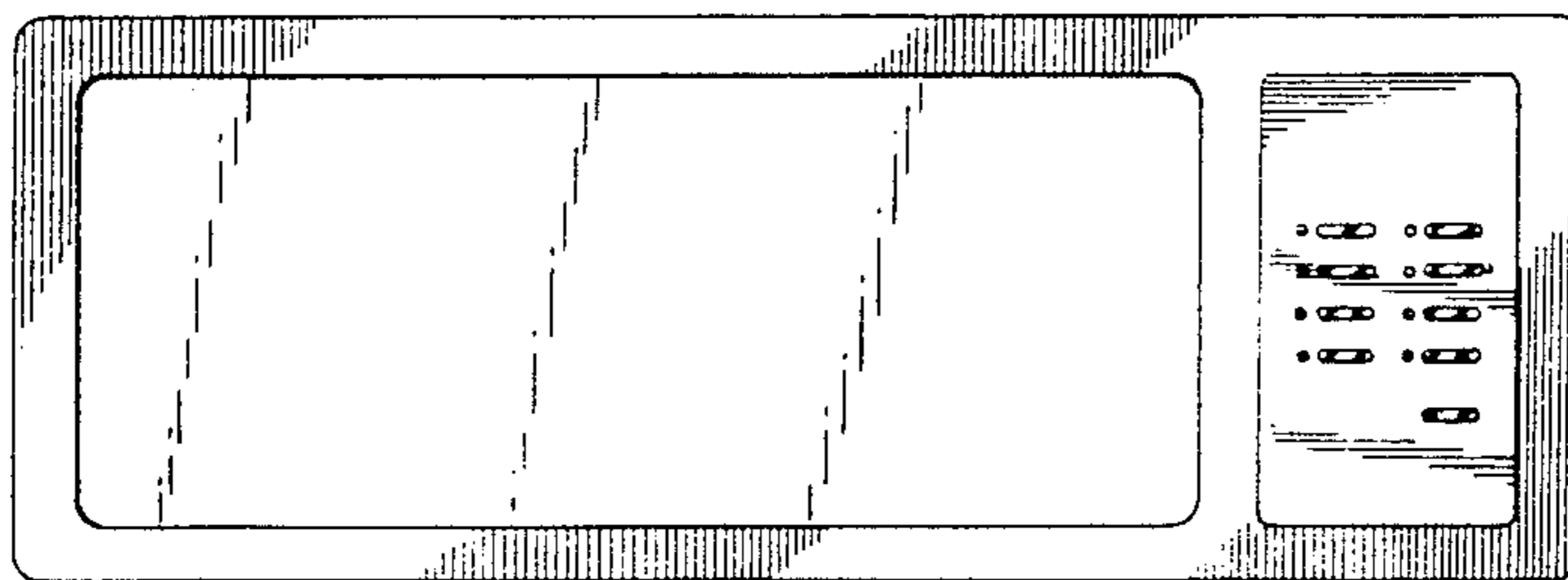
Primary Examiner—Susan J. Lucas
 Assistant Examiner—Brian N. Vinson
 Attorney, Agent, or Firm—Seidel, Gonda, Lavorgna & Monaco

[57] CLAIM

The ornamental design for a wall-mounted lighting control panel, as shown and described.

DESCRIPTION

FIG. 1 is a front elevational view of a wall-mounted lighting control panel showing our new design; FIG. 2 is a right side elevational view thereof, the left side being a mirror image of that shown; FIG. 3 is a bottom plan view thereof; FIG. 4 is a top plan view thereof; FIG. 5 is a top, front, and left side perspective view thereof, with the hinged cover shown in an open position; and FIG. 6 is an enlarged front elevational view thereof, with the hinged cover shown in an open position. The broken-line depiction of a portion of the housing shown in the views is for illustrative purposes only and forms no part of claimed design.



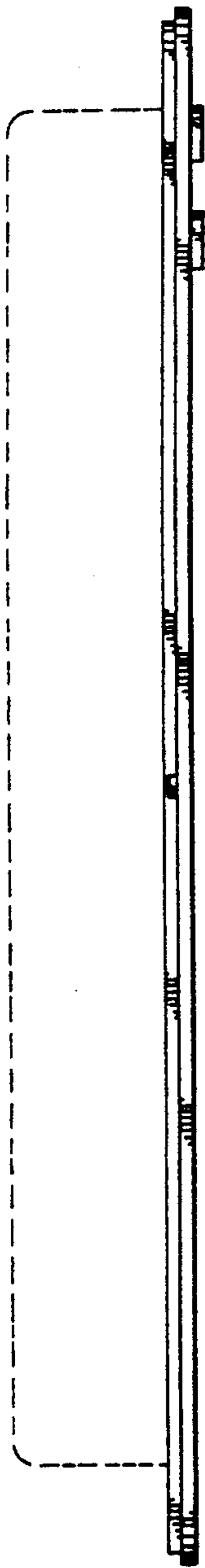


FIG. 4

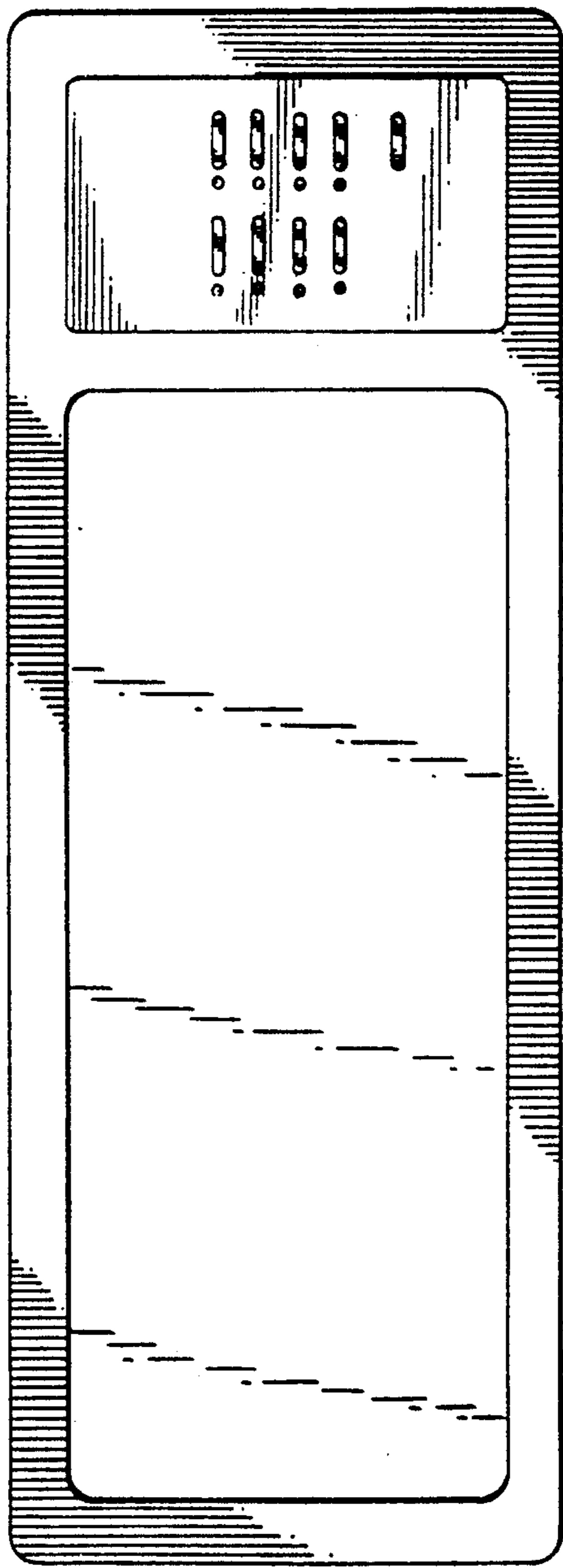


FIG. 1

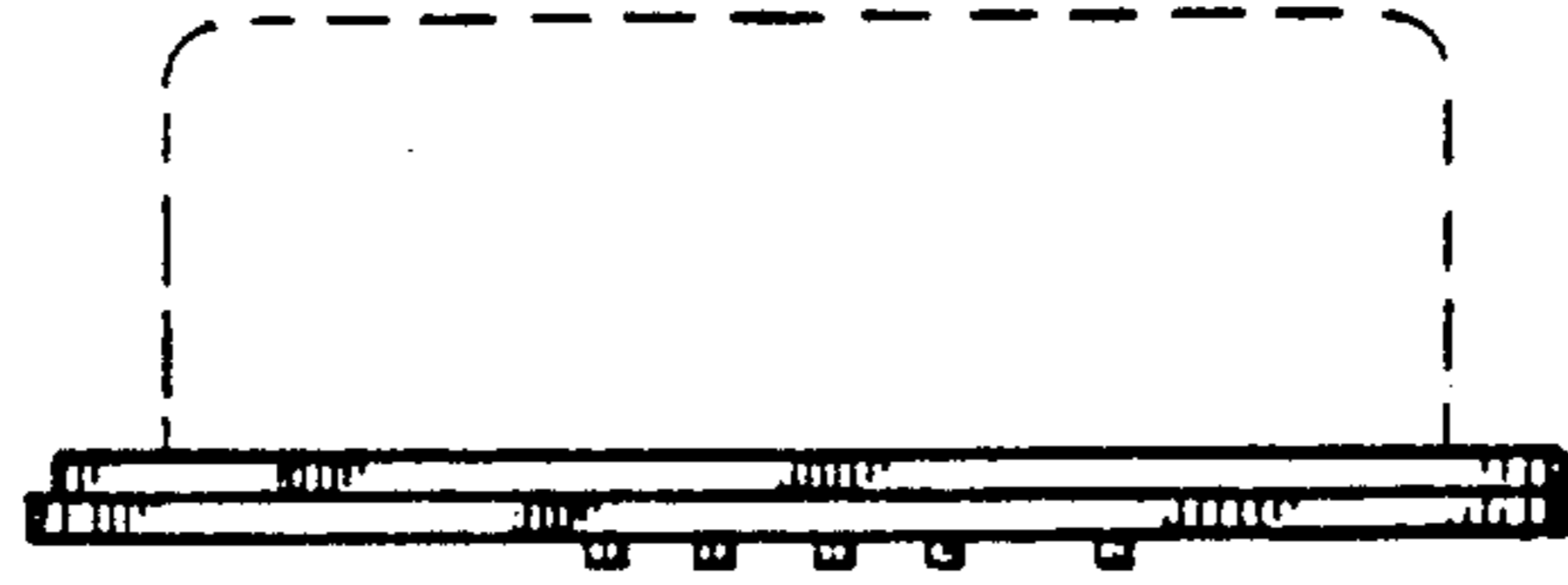


FIG. 2

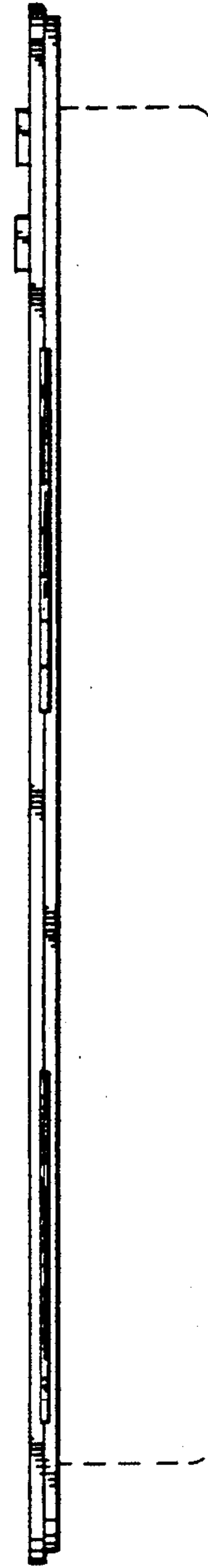


FIG. 3

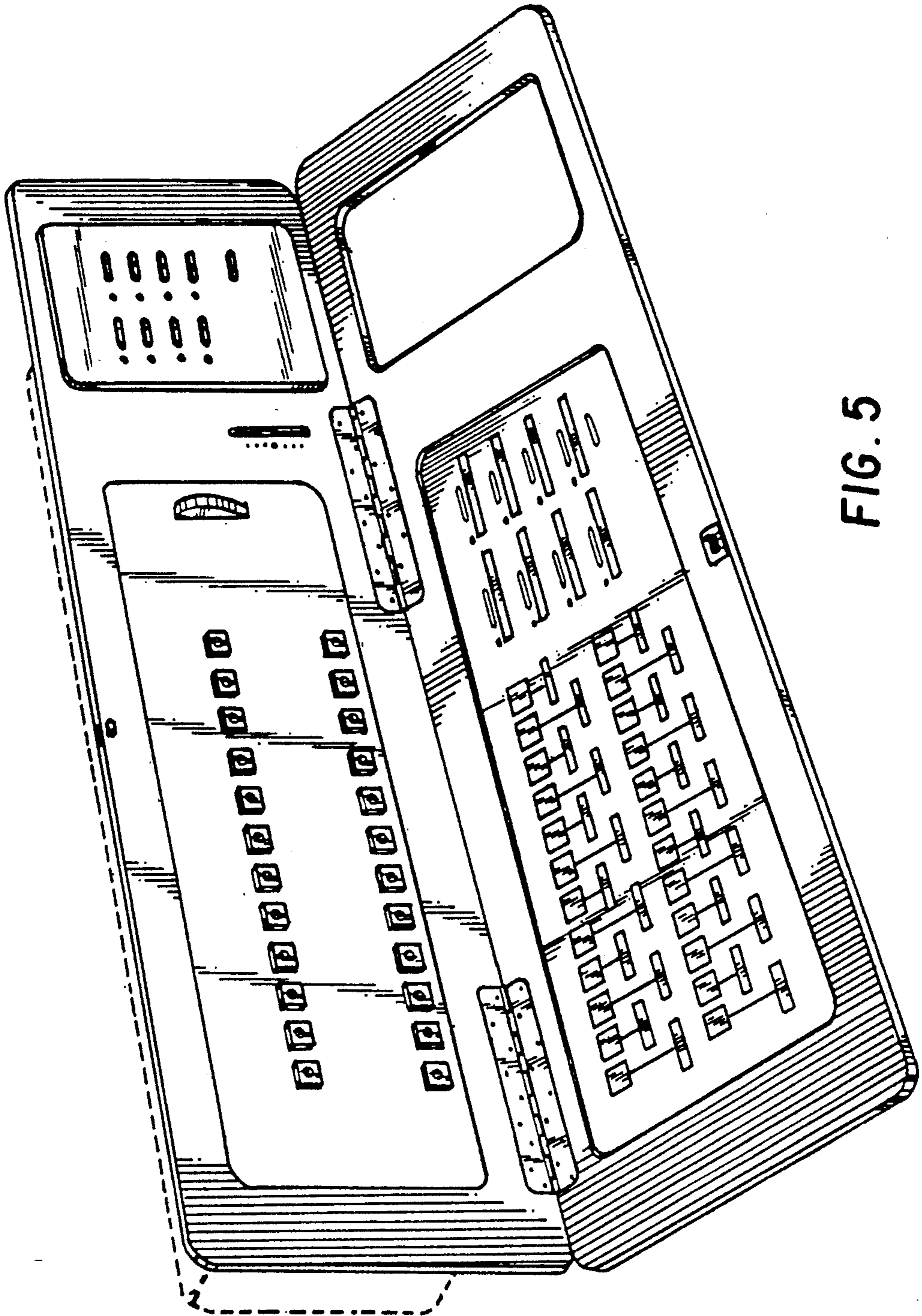


FIG. 5

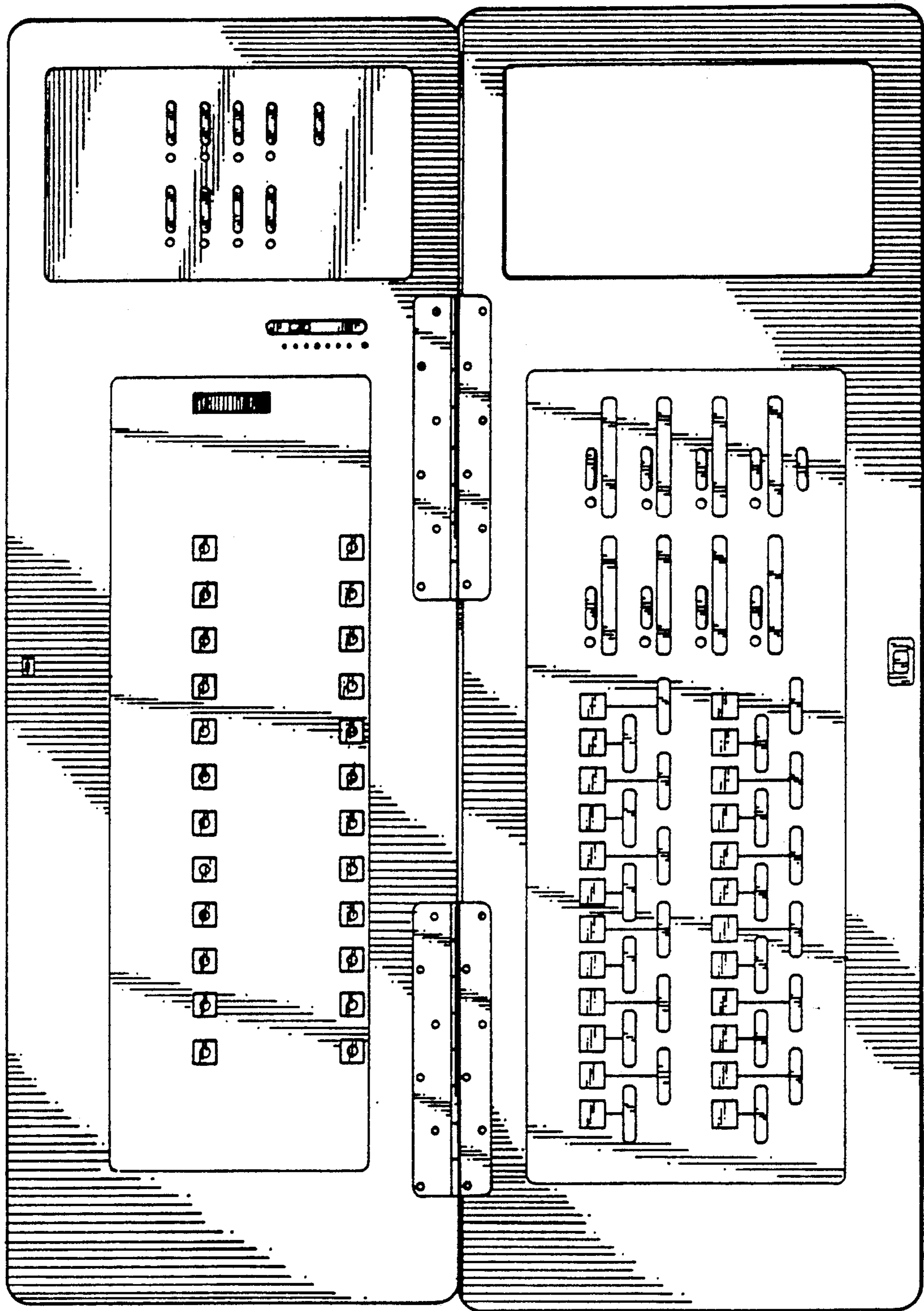


FIG. 6