

[54] BOLT HEAD AND NUT SIZING GAUGE

[76] Inventor: Robert F. Jackson, Sr., 2242 Foxwood Dr., Orange Park, Fla. 32073

[\*\*] Term: 14 Years

[21] Appl. No.: 259,626

[22] Filed: Oct. 19, 1988

[52] U.S. Cl. .... D10/64

[58] Field of Search ..... D10/61, 64; D8/105; 7/103, 106, 118, 119, 120, 138, 164, 165, 167, 168, 900; 33/501.08, 501.09, 501.1, 501.2, 501.3, 501.4, 501.45, 501.5, 199, 201, 548, 549, 550, 551, 552, 562, 563, 564, 565, 566, 567, 568, 569, 570; 81/439, 440, 469

[56] References Cited

U.S. PATENT DOCUMENTS

363,331	5/1887	Hammer	7/164 X
466,044	12/1891	Jacobs	33/562 X
867,011	9/1907	Bromley	D10/64 X
992,873	5/1911	Riggins	7/168 X

1,136,807	6/1916	Litomy	7/168
1,369,829	3/1921	Minges	7/138 X
1,787,424	1/1931	Altenbach	7/168
1,840,135	1/1932	Schutt	7/164
4,006,613	2/1977	Zion	7/168 X

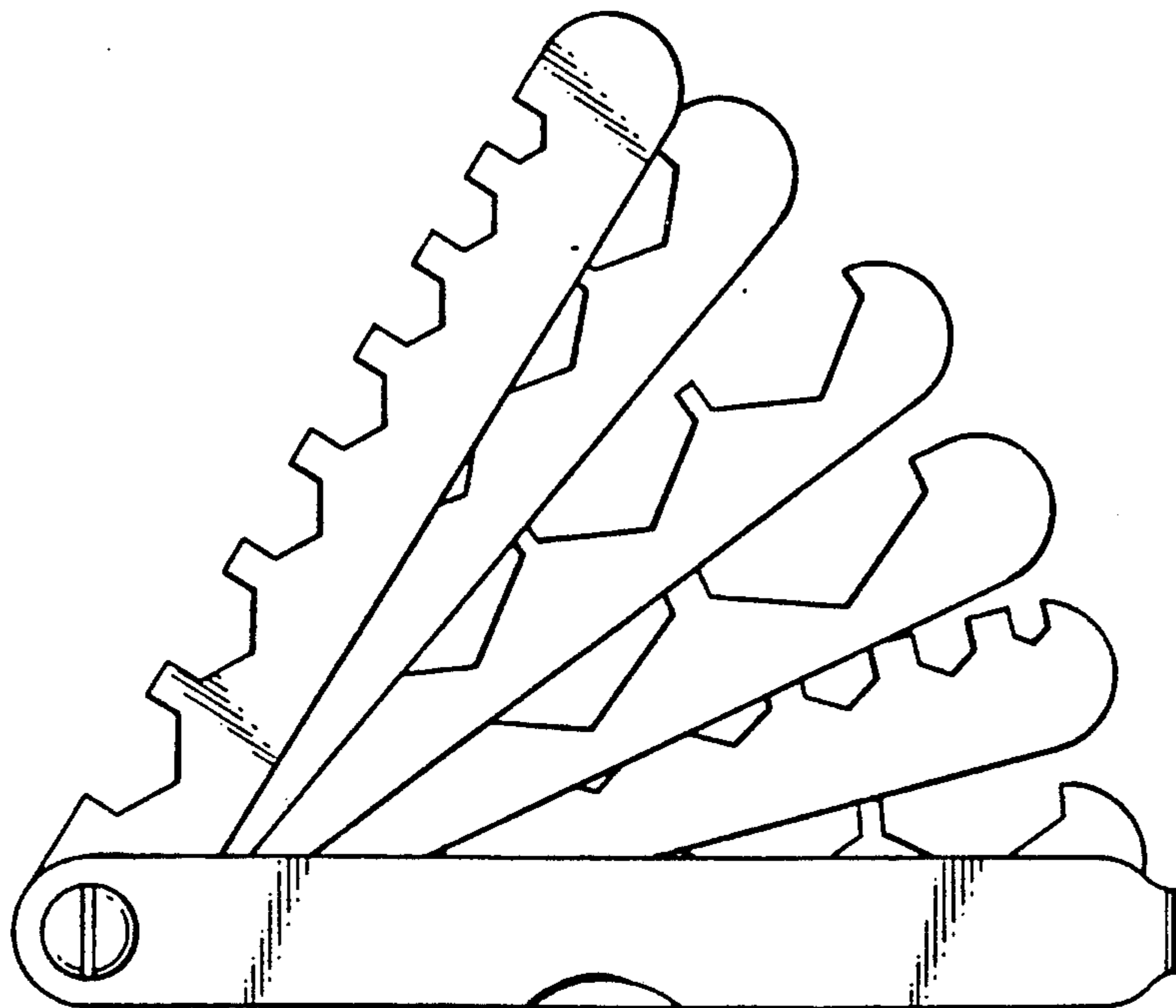
Primary Examiner—Nelson C. Holtje  
Assistant Examiner—Antoine D. Davis  
Attorney, Agent, or Firm—Arthur G. Yeager

[57] CLAIM

The ornamental design for bolt head and nut sizing gauge, as shown and described.

DESCRIPTION

FIG. 1 is a top plan view of a bolt head and nut size determining tool or the like showing my new design; FIG. 2 is a left side elevational view; FIG. 3 is a front elevational view, the rear elevational view being an identical image; FIG. 4 is a right side elevational view; FIG. 5 is a bottom plan view; and FIG. 6 is another front elevational view thereof, showing the particular bolt head and nut size gauges in varying positions.






FIG 1



FIG 2



FIG 3

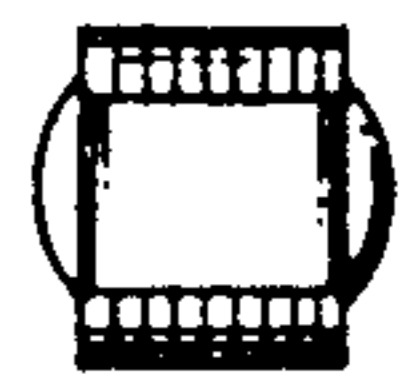


FIG 4




FIG 5

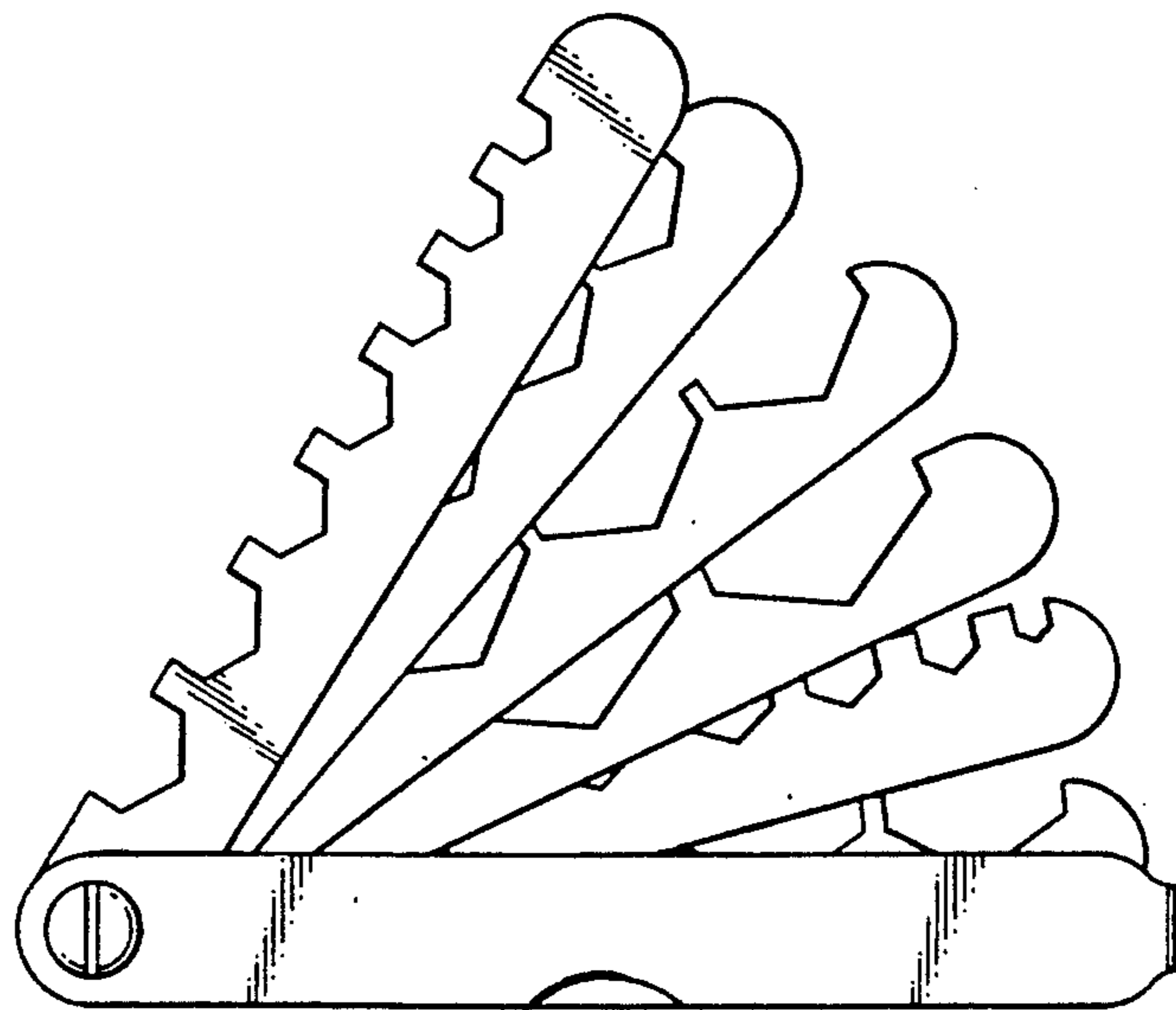


FIG 6