

[54] THERMOSTAT

[75] Inventor: Robert J. Tiedemann, Stamford, Conn.

[73] Assignee: ITT Corporation, New York, N.Y.

[\*\*] Term: 14 Years

[21] Appl. No.: 380,224

[22] Filed: Jul. 14, 1989

[52] U.S. Cl. .... D10/50; D10/49

[58] Field of Search ..... D10/49, 50, 51, 52, D10/53, 60; 236/46 R, 47, 94; 337/154, 205, 217, 236, 360, 366, 372, 374, 377, 378

[56]

References Cited

U.S. PATENT DOCUMENTS

D. 103,309	2/1937	Dillman	.....	D10/50
D. 220,919	6/1971	Hill	.....	D10/50
D. 291,974	9/1987	Fenne	.....	D10/50
2,402,151	6/1946	Dewey	.....	337/374

3,147,369	9/1964	Salton	.....	337/372 X
3,211,864	10/1965	Larsen	.....	337/366
4,085,843	4/1978	Expander	.....	D10/50 X
4,090,165	5/1978	Rae	.....	337/360
4,339,073	7/1982	Staloff	.....	D10/50 X

Primary Examiner—Nelson C. Holtje  
Assistant Examiner—Antoine D. Davis  
Attorney, Agent, or Firm—Menotti J. Lombardi

[57] CLAIM

The ornamental design for a thermostat, as shown and described.

DESCRIPTION

FIG. 1 is a top, front and right side perspective view of a thermostat showing my new design;  
FIG. 2 is a rear elevational view;  
FIG. 3 is a top plan view;  
FIG. 4 is a right side elevational view, the left side elevational view being a mirror image; and  
FIG. 5 is a bottom plan view thereof.

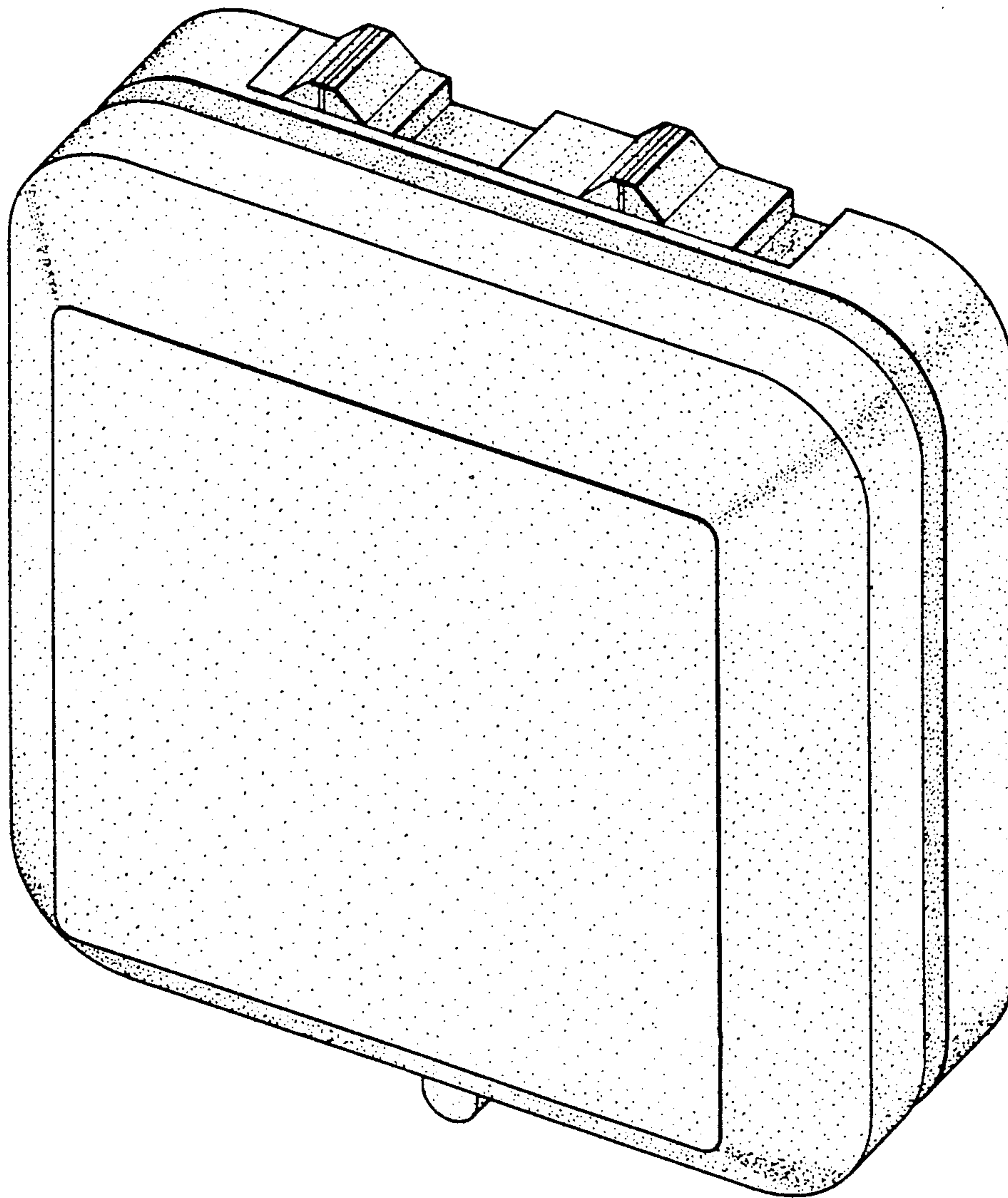


FIG. 1

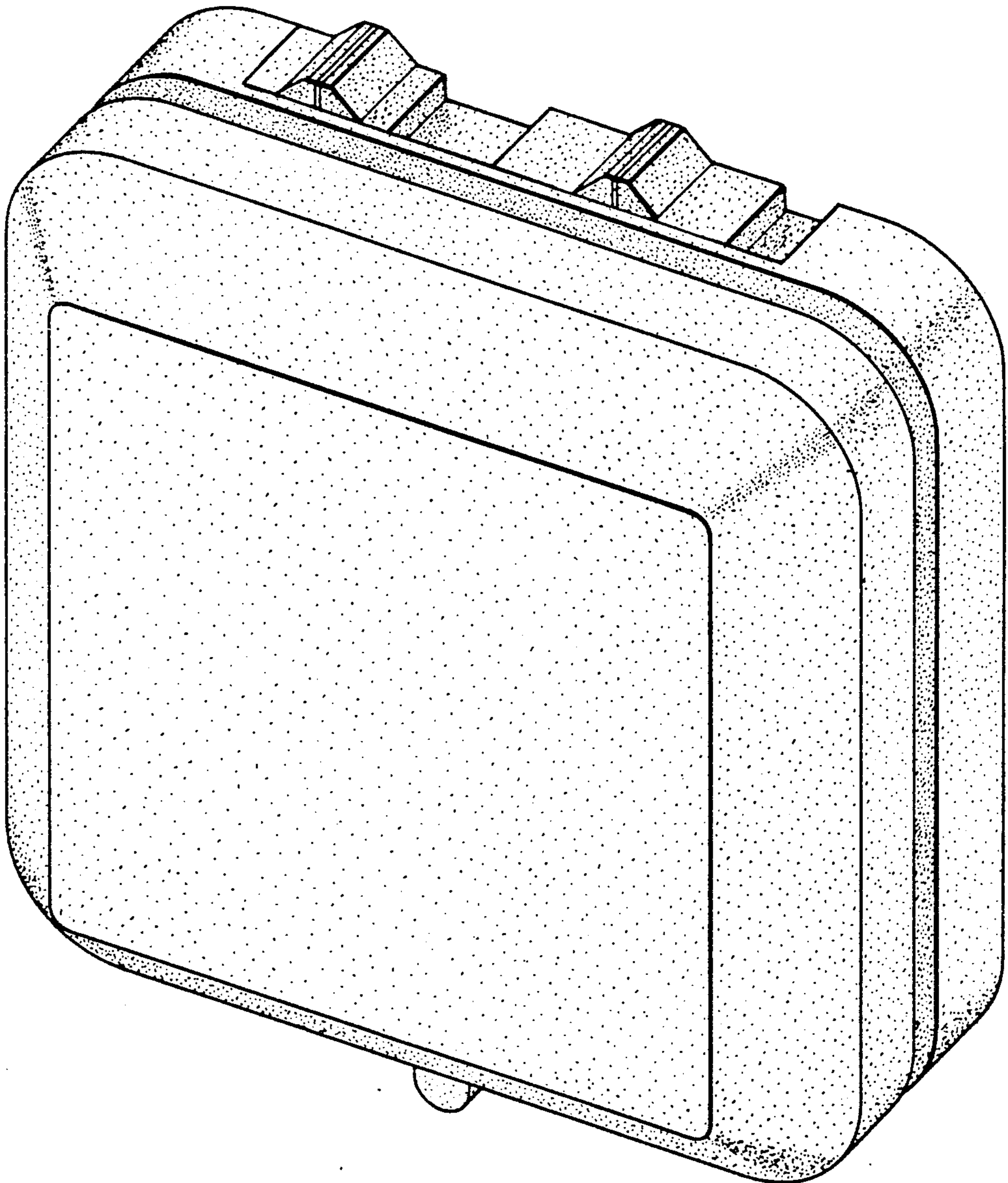


FIG. 2




FIG. 3

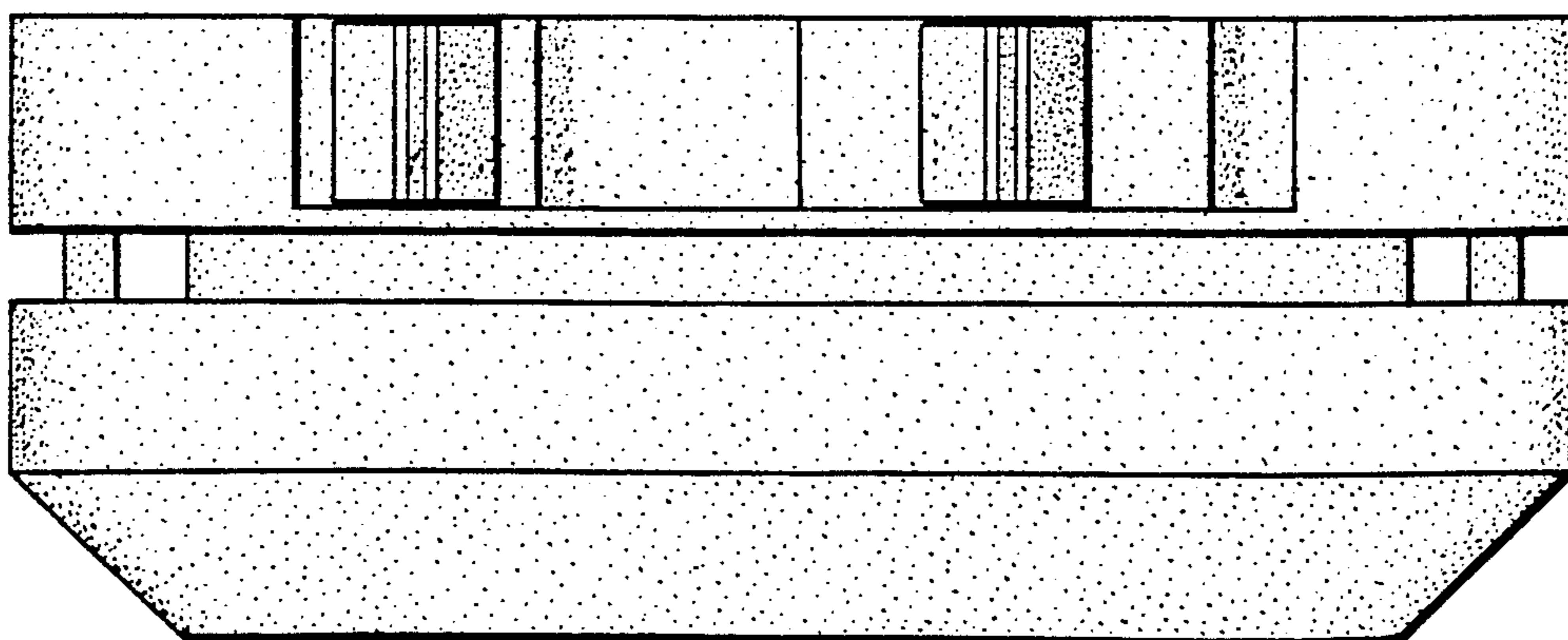


FIG. 4




FIG. 5

