

[54] **COMBINED WATCH CASE AND WRIST BAND**

[75] **Inventor: Makiko Nakajima, Nagano, Japan**

[73] **Assignee: Seiko Epson Corporation, Tokyo, Japan**

[**] **Term: 14 Years**

[21] **Appl. No.: 240,189**

[22] **Filed: Sep. 1, 1988**

[30] **Foreign Application Priority Data**

Mar. 14, 1988 [JP] Japan 63-10226
[52] **U.S. Cl.** **D10/32**
[58] **Field of Search** D10/30, 31, 32, 35,
D10/38, 39, 122, 123, 126, 128; D11/2, 3, 4, 5;
224/164, 165, 167, 168, 170, 173, 175, 178, 179;
368/223, 228, 232, 239, 240, 241, 242, 276, 277,
280, 281, 282, 285, 290, 291, 292, 316, 317

[56] **References Cited**

U.S. PATENT DOCUMENTS

D. 150,049 6/1948 Arpels D10/32
D. 152,417 1/1949 Glass D10/32
D. 278,605 4/1985 Didisheim D10/39
D. 288,066 2/1987 Kanoui D10/32
D. 289,502 4/1987 Woomer D10/38 X
D. 303,937 10/1989 King, Jr. et al. D10/31 X
D. 312,791 12/1990 Benoit-Pequigne et al. ... D10/39 X
3,259,283 7/1966 Moinat 224/164

Primary Examiner—Nelson C. Holtje
Assistant Examiner—Antonie D. Davis
Attorney, Agent, or Firm—Blum Kaplan

[57] **CLAIM**

The ornamental design for a combined watch case and wrist band, as shown and described.

DESCRIPTION

FIG. 1 is a front elevational view of a combined watch case and wrist band showing my new design;
FIG. 2 is a left side elevational view;
FIG. 3 is a right side elevational view;
FIG. 4 is a top plan view;
FIG. 5 is a bottom plan view;
FIG. 6 is a rear elevational view; and
FIG. 7 is a front and right side perspective view thereof.

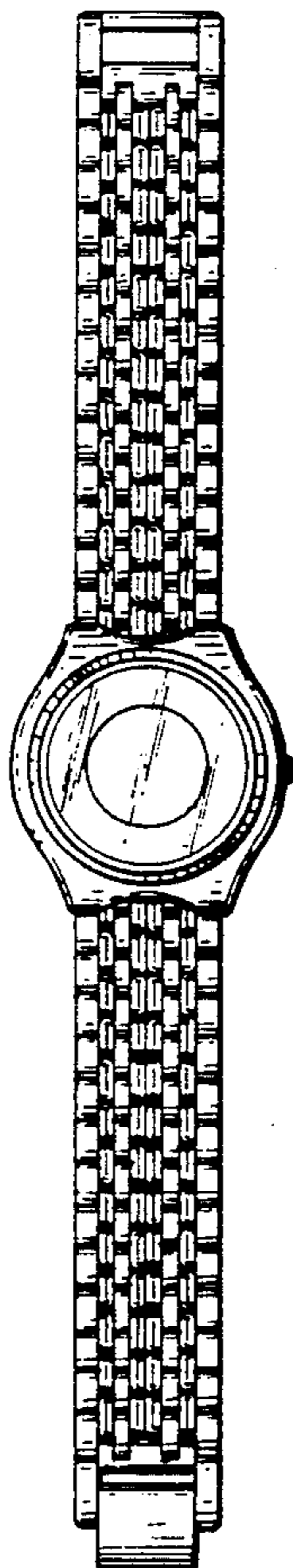


FIG. 1



FIG. 2

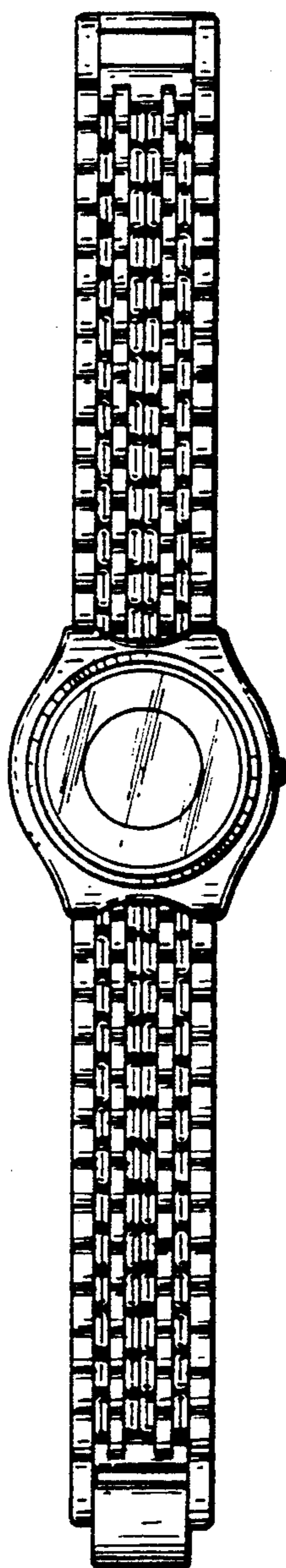


FIG. 3



FIG. 4



FIG. 5

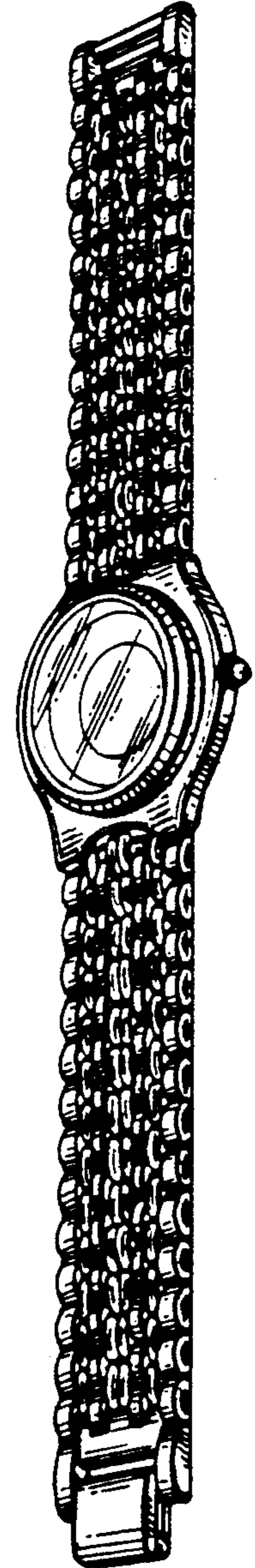
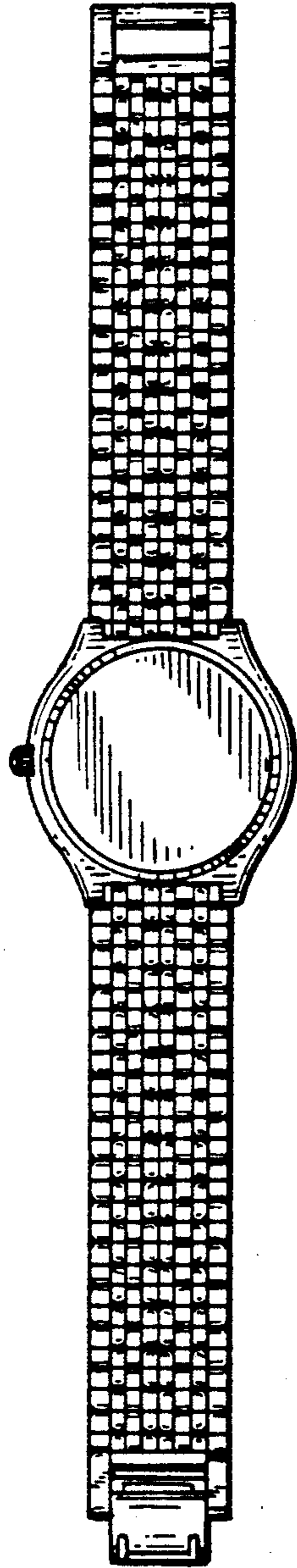


FIG. 6



FIG. 7