

[54] PACKAGE OF SKIPPING STONES

[76] Inventor: Darryl E. Hoernke, Rte. 1, Box 176A, Edgar, Wis. 54426

[**] Term: 14 Years

[21] Appl. No.: 328,690

[22] Filed: Mar. 27, 1989

[52] U.S. Cl. D9/337

[58] Field of Search D9/305, 306, 337, 414-416, D9/418, 341, 345; 229/87.06, 87.5, 69; 206/380, 484, 457, 459, 466, 474, 806, 526, 820; 383/38, 106

[56] References Cited

U.S. PATENT DOCUMENTS

D. 5,027	6/1871	Houghton	D9/415
3,116,829	1/1964	Pacelli	206/459 X
3,409,721	11/1968	Applezweig	206/390 X
4,274,539	6/1981	Rabeneck et al.	206/526 X
4,277,024	7/1981	Spector	206/466 X

FOREIGN PATENT DOCUMENTS

943561	10/1948	France	206/820
1106710	12/1955	France	206/820
7000363	10/1970	Netherlands	206/459

OTHER PUBLICATIONS

Modern Packaging Encyclopedia; p. 126; center right box: collar and strip.

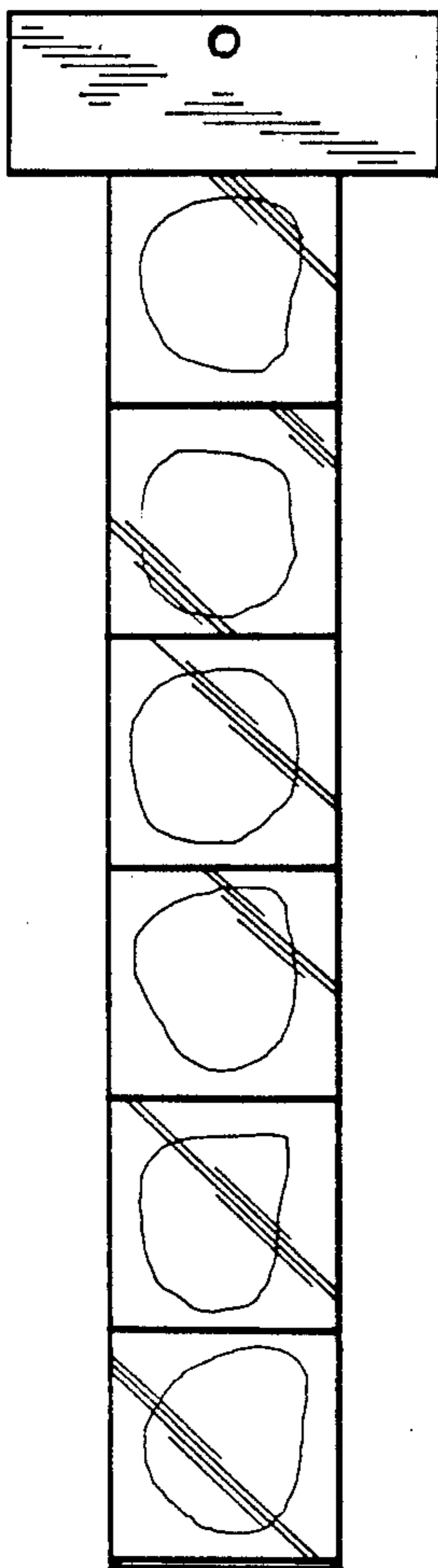
Primary Examiner—Bernard Ansher
Assistant Examiner—C. Tuttle
Attorney, Agent, or Firm—Jerry T. Kearns

[57] CLAIM

The ornamental design for package of skipping stones, as shown and described.

DESCRIPTION

FIG. 1 is a front elevational view of package of skipping stones showing my new design;
FIG. 2 is a rear elevational view thereof;
FIG. 3 is a left side elevational view thereof;
FIG. 4 is a right side elevational view thereof;
FIG. 5 is a top plan view thereof;
FIG. 6 is a bottom plan view thereof; and,
FIG. 7 is an enlarged fragmentary side view thereof.



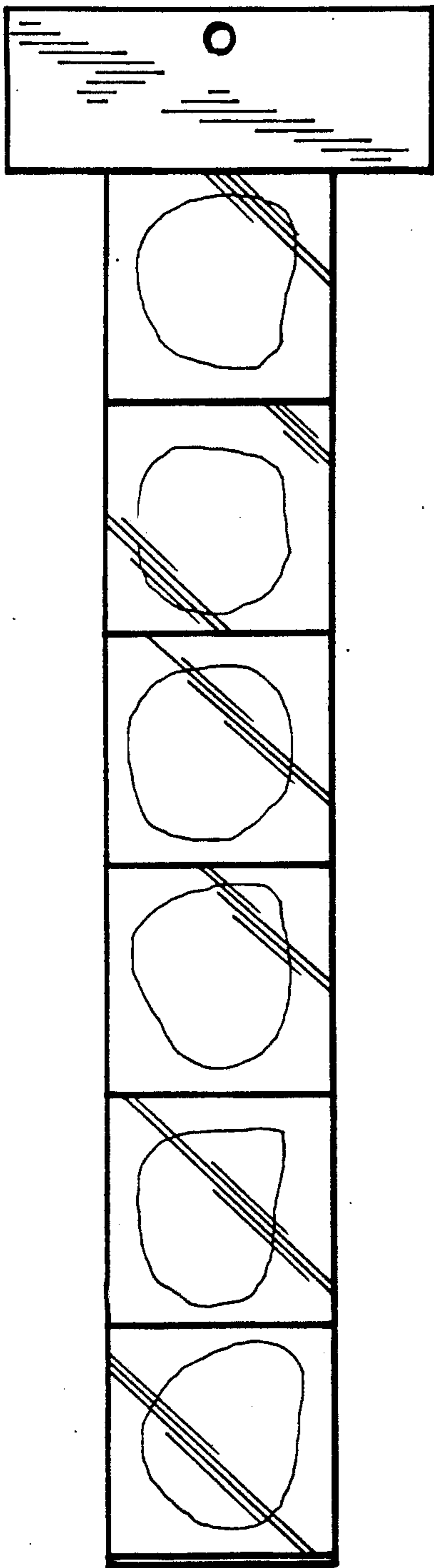


Fig. 1

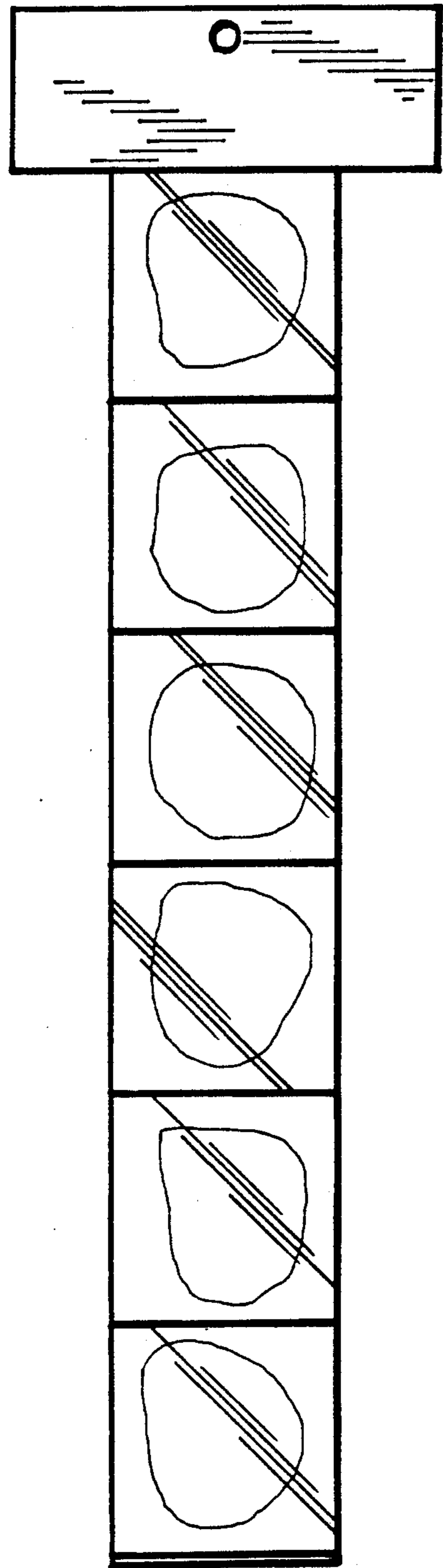


Fig. 2



Fig. 3



Fig. 4




Fig. 5



Fig. 6

Fig. 7

