

[54] **RETRACTABLE KNIFE HANDLE**

[75] Inventor: John H. Wilcox, Shaftsbury, Vt.

[73] Assignee: The Stanley Works, New Britain, Conn.

[**] Term: 14 Years

[21] Appl. No.: 285,236

[22] Filed: Dec. 16, 1988

[52] U.S. Cl. D8/99; D8/14; D8/107

[58] Field of Search D8/99, 98, 107, 14, D8/45; 30/294, 299, 295

2,814,864 12/1957 Zevely et al. 30/294 X
 3,906,627 9/1975 Manning D8/99 X

OTHER PUBLICATIONS

Plicraft Industrial Safety Knives Ad. Pri-Lab Ind., "No. 605B", top center of page.
Lewis Knives publication # "610", bottom left center of page.

Primary Examiner—Bruce W. Dunkins
 Assistant Examiner—Monica Hannon
 Attorney, Agent, or Firm—Chilton, Alix & Van Kirk

CLAIM

[57] The ornamental design of a retractable knife handle, as shown and described.

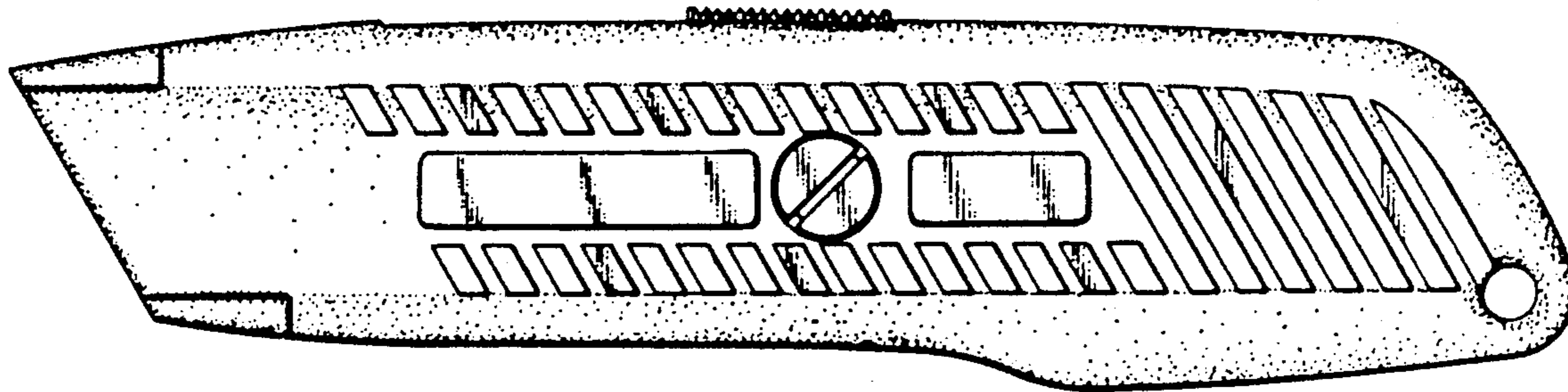
References Cited

U.S. PATENT DOCUMENTS

D. 249,325 9/1978 Rollband D8/99
 D. 264,802 6/1982 Osada D8/99
 D. 293,202 12/1987 West et al. D8/99
 D. 296,297 6/1988 Weimann et al. D8/99 X
 D. 305,096 12/1989 Tench et al. D8/107 X
 D. 306,393 3/1990 Malochet D8/107 X
 D. 310,474 9/1990 Bartsch et al. D8/107 X
 D. 311,675 10/1990 Wilson et al. D8/98

DESCRIPTION

FIG. 1 is a side elevational view of the retractable knife handle showing my new design;
 FIG. 2 is a top plan view thereof;
 FIG. 3 is an opposite side elevational view thereof;
 FIG. 4 is a bottom plan view thereof;
 FIG. 5 is a front elevational view thereof; and
 FIG. 6 is a rear elevational view thereof.



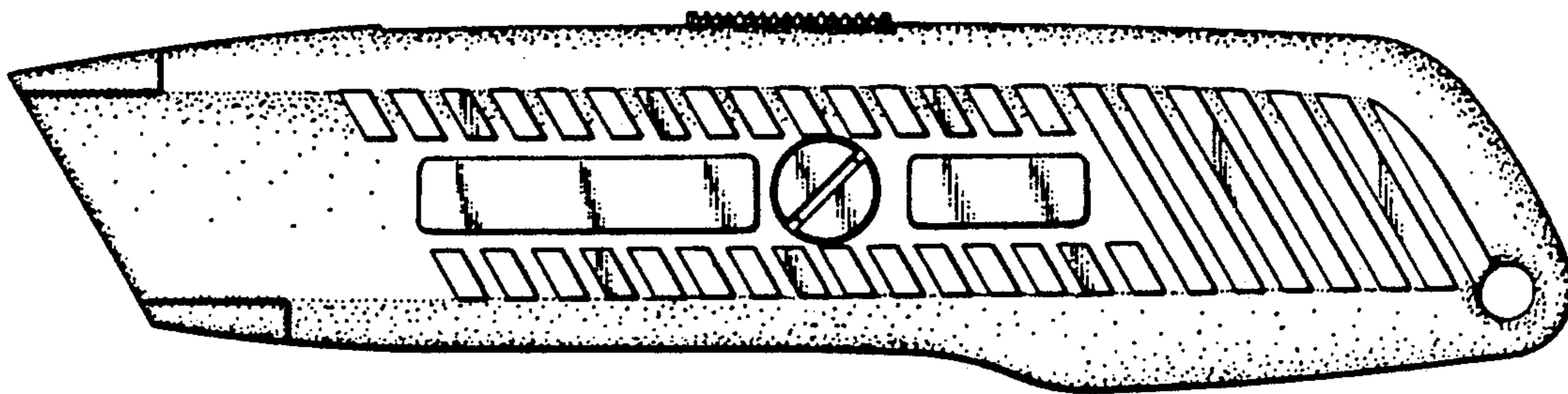


FIG. 1

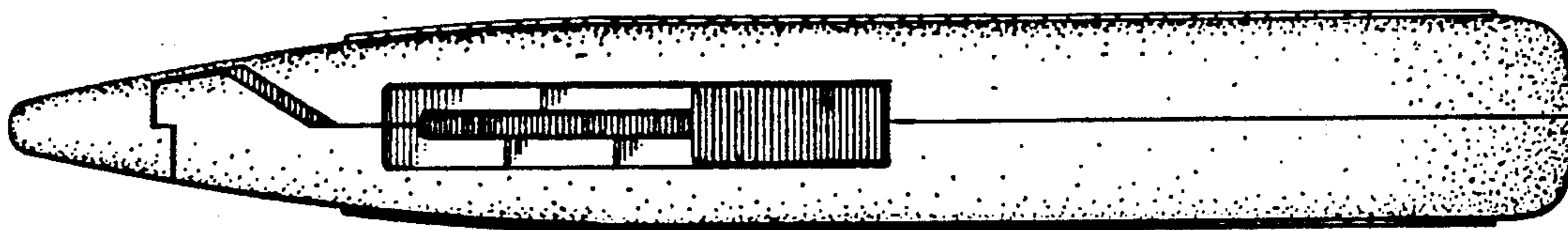


FIG. 2

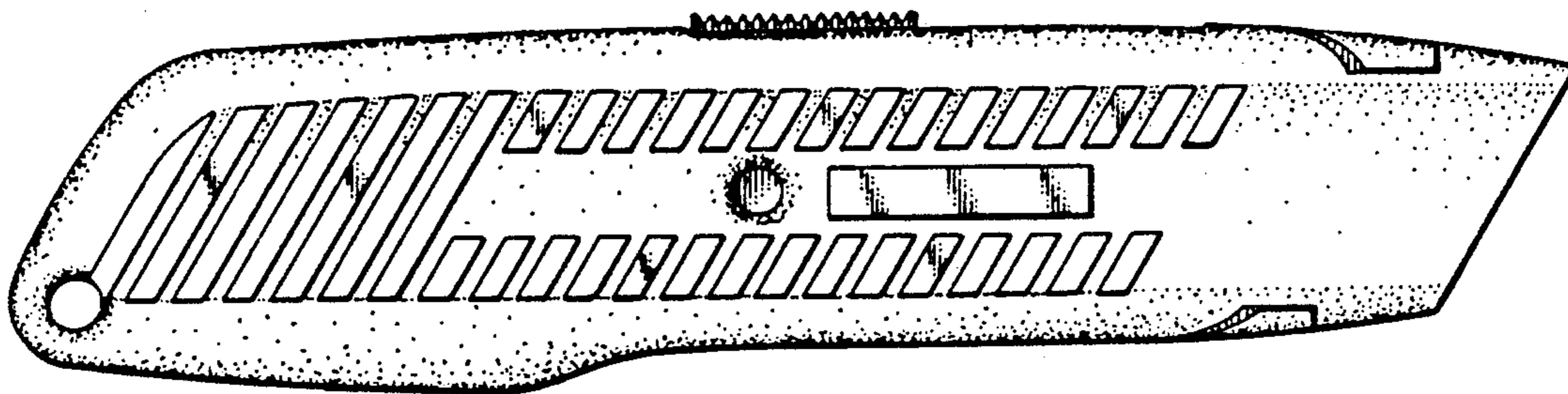


FIG. 3




FIG. 4




FIG. 5




FIG. 6