

[54] GOLF CASE

[76] Inventor: Lutz Jessen,  
Ferdinand-von-Miller-St.25,  
Niederpocking 8134, Fed. Rep. of  
Germany

[\*\*] Term: 14 Years

[21] Appl. No.: 220,094

[22] Filed: Jul. 14, 1988

[30] Foreign Application Priority Data

Jan. 14, 1988 [DE] Fed. Rep. of Germany ... MR 17600

[52] U.S. Cl. .... D3/37; D3/36

[58] Field of Search ..... D3/36, 76, 37;  
206/315.9, 315.3, 315.7, 315.2; 190/18 A;  
280/DIG. 6, 47.26, 47.17

[56] References Cited

U.S. PATENT DOCUMENTS

- D. 296,387 6/1988 Anderson et al. .... D3/36
- 2,699,951 1/1955 Gans ..... 280/DIG. 6
- 3,606,372 9/1971 Browning ..... 280/47.17
- 3,805,929 4/1974 Kuwayama ..... 190/18 A

- 3,941,398 3/1976 Nelson ..... 280/DIG. 6
- 4,012,051 3/1977 Embinder ..... 280/DIG. 6
- 4,375,847 3/1983 Picco ..... 190/18 R
- 4,778,191 10/1988 Heisson ..... 280/47.26

Primary Examiner—Louis S. Zarfes  
Assistant Examiner—M. N. Pandozzi  
Attorney, Agent, or Firm—Helfgott & Karas

[57] CLAIM

The ornamental design for a golf case, as shown and described.

DESCRIPTION

FIG. 1 is a rear elevational view of a golf case with the upper grip in extended position showing my new design;

FIG. 2 is a right side elevational view thereof;

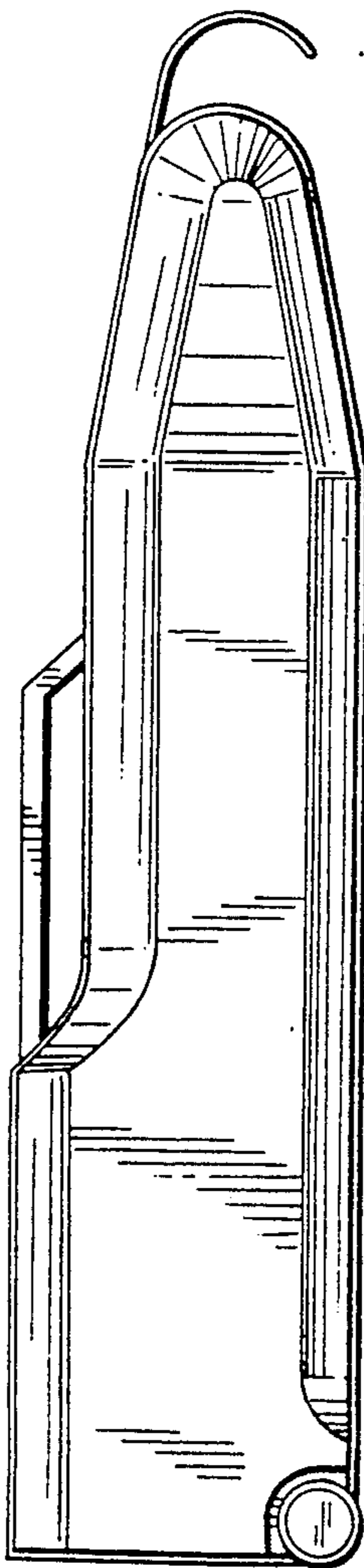
FIG. 3 is a front elevational view thereof;

FIG. 4 is a top plan view thereof;

FIG. 5 is a bottom plan view thereof;

FIG. 6 is a bottom plan view of the golf case in open position.

In the views of FIGS. 1 to 3, the upper grip is pulled out of its retracted position.



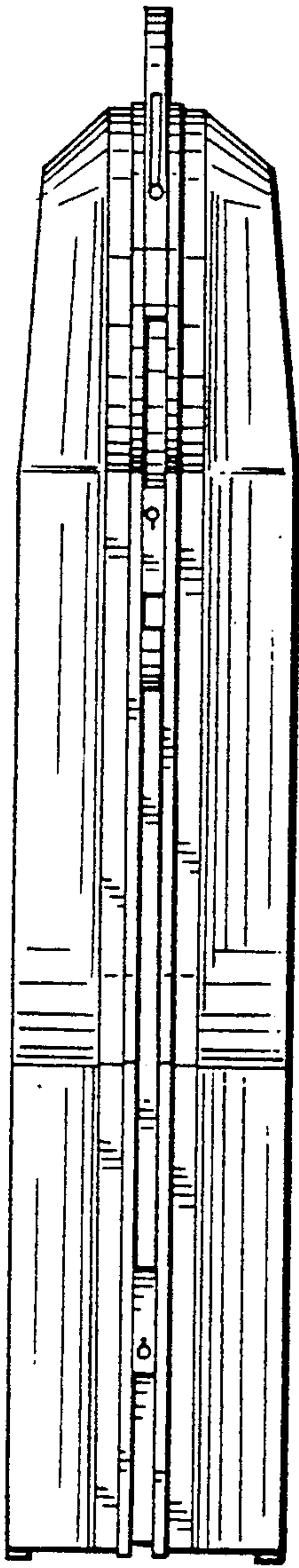


FIG. 3

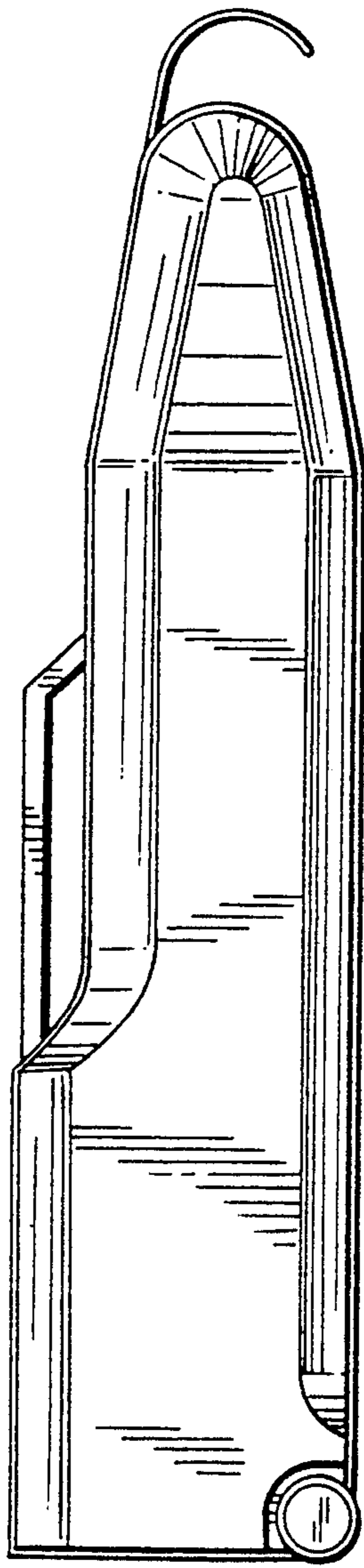


FIG. 2

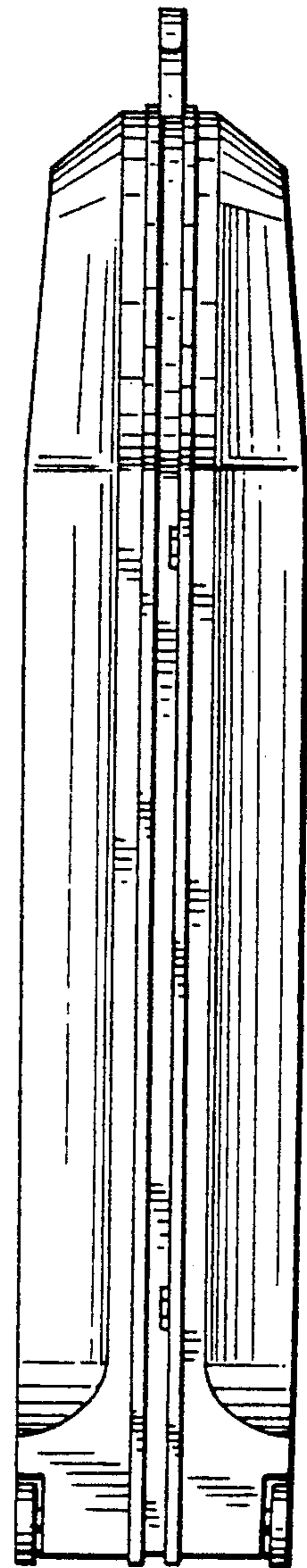


FIG. 1

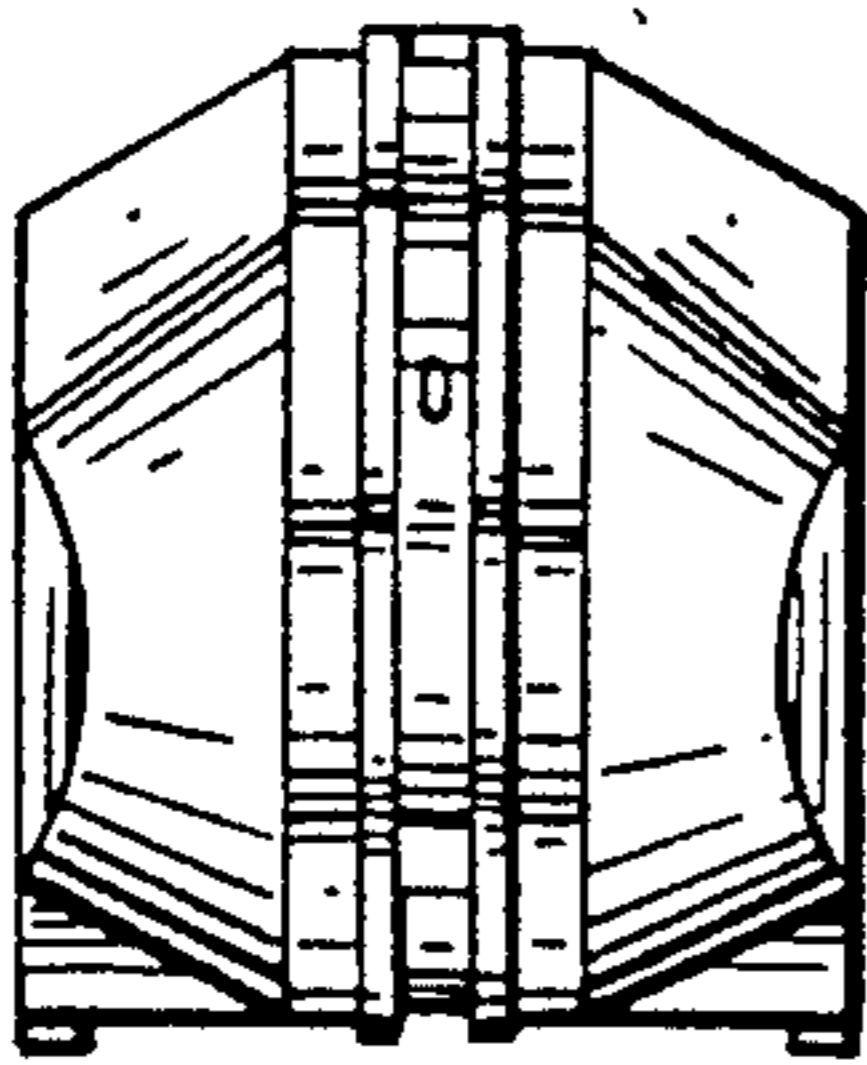


FIG. 4

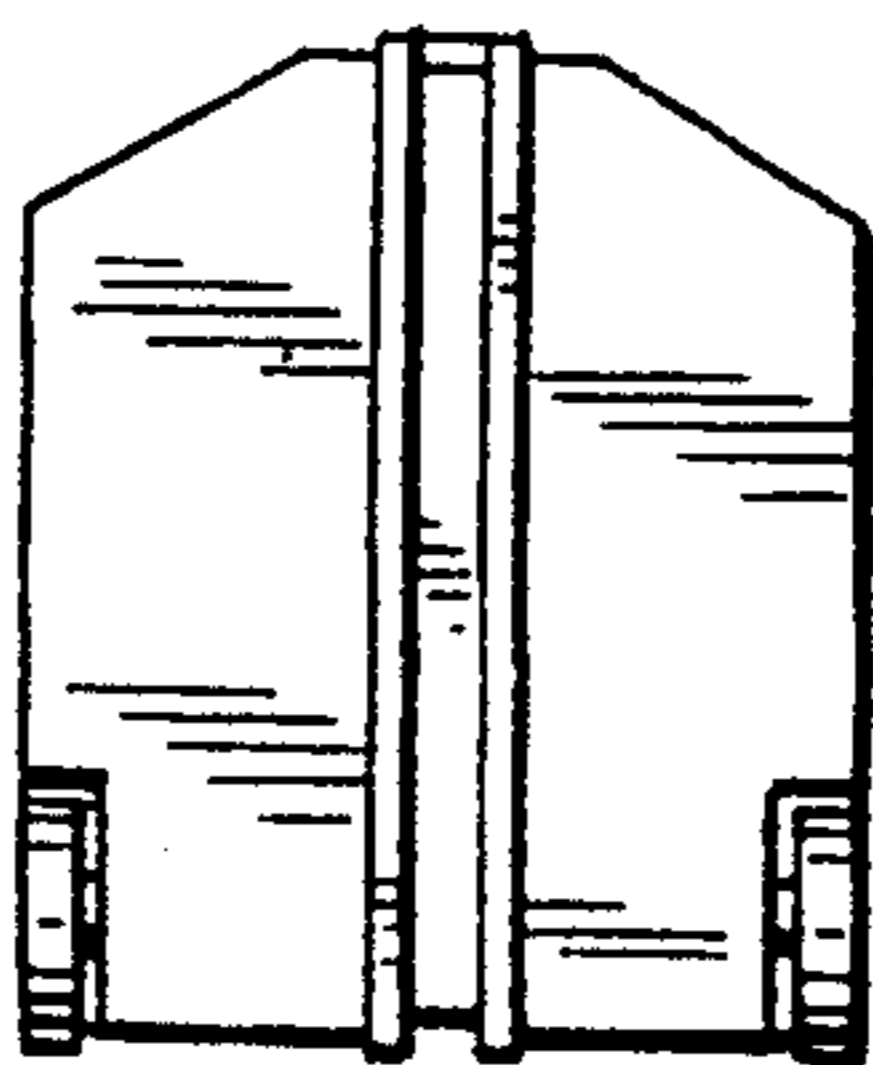


FIG. 5

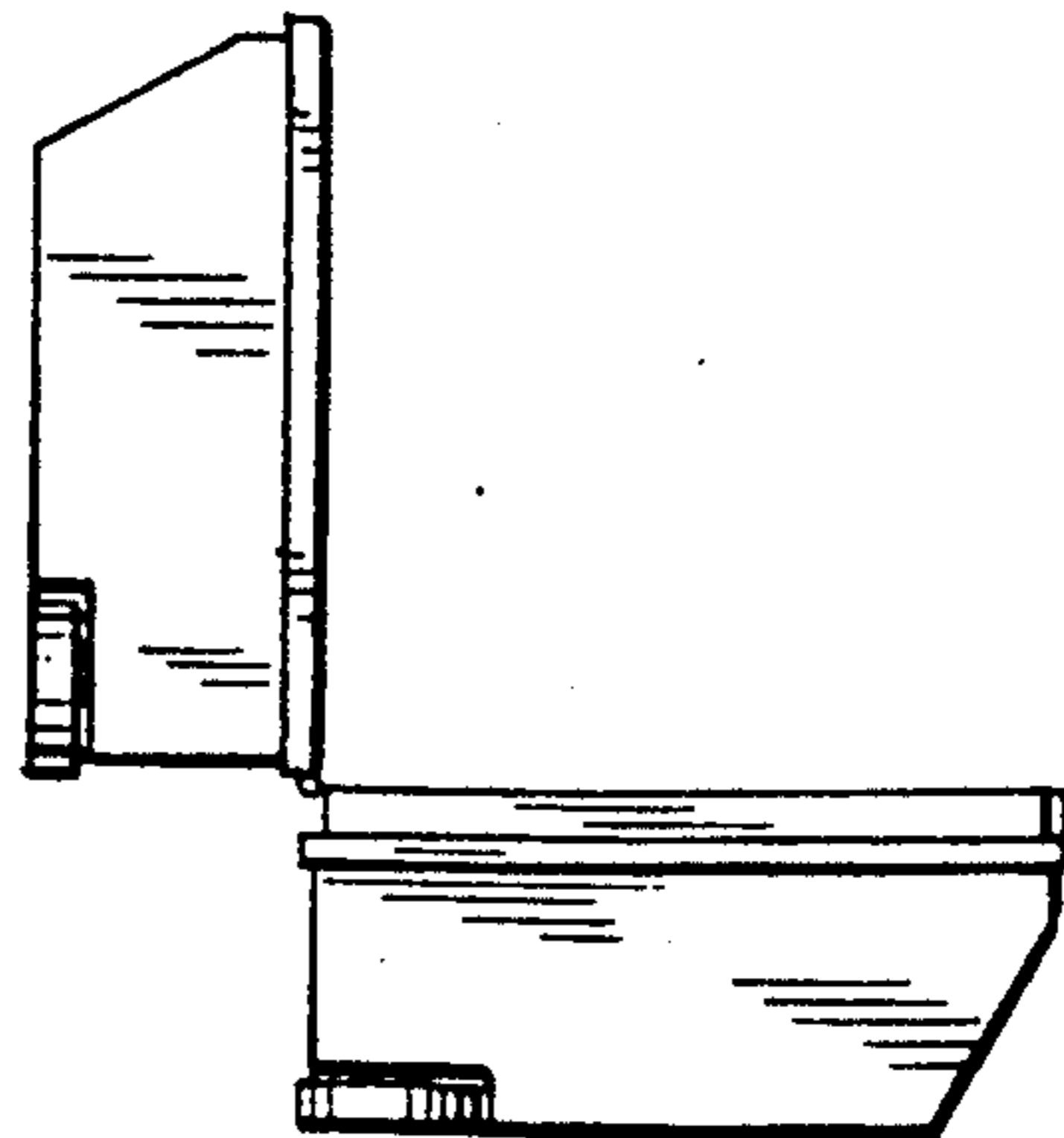


FIG. 6