

- [54] COMPACT DISC CASE
- [76] Inventor: Neal S. Rayburn, 2760 Woodwardia Dr., Los Angeles, Calif. 90077
- [**] Term: 14 Years
- [21] Appl. No.: 334,395
- [22] Filed: Apr. 7, 1989
- [52] U.S. Cl. D3/35; D3/30.1; D3/52; D3/58; D3/78; D3/79
- [58] Field of Search D3/30.1, 34, 35, 100, D3/39, 48, 52, 56, 58, 60, 71, 77, 78, 79, 42, 106, 74, 99; 150/149; 206/320, 311, 313, 333, 472, 387, 493; 211/13; 224/228; 229/107; D14/165, 154; D19/26, 27

[56] **References Cited**
U.S. PATENT DOCUMENTS

D. 188,525	8/1960	Seitz	D3/58
D. 216,173	11/1969	Kogutt	D3/58
D. 268,190	3/1983	Nast	D3/35
D. 271,887	12/1983	Williams	D19/26
D. 281,834	12/1985	Rose, Jr. et al.	D3/35
D. 285,809	9/1986	Sindler	D19/27
D. 303,042	8/1989	Mackey	D3/35
2,287,365	6/1942	Widder et al.	206/311
2,788,825	4/1957	Gluck	D3/58
4,055,008	10/1977	Bell	D19/26

FOREIGN PATENT DOCUMENTS

1297703 5/1962 France 206/311

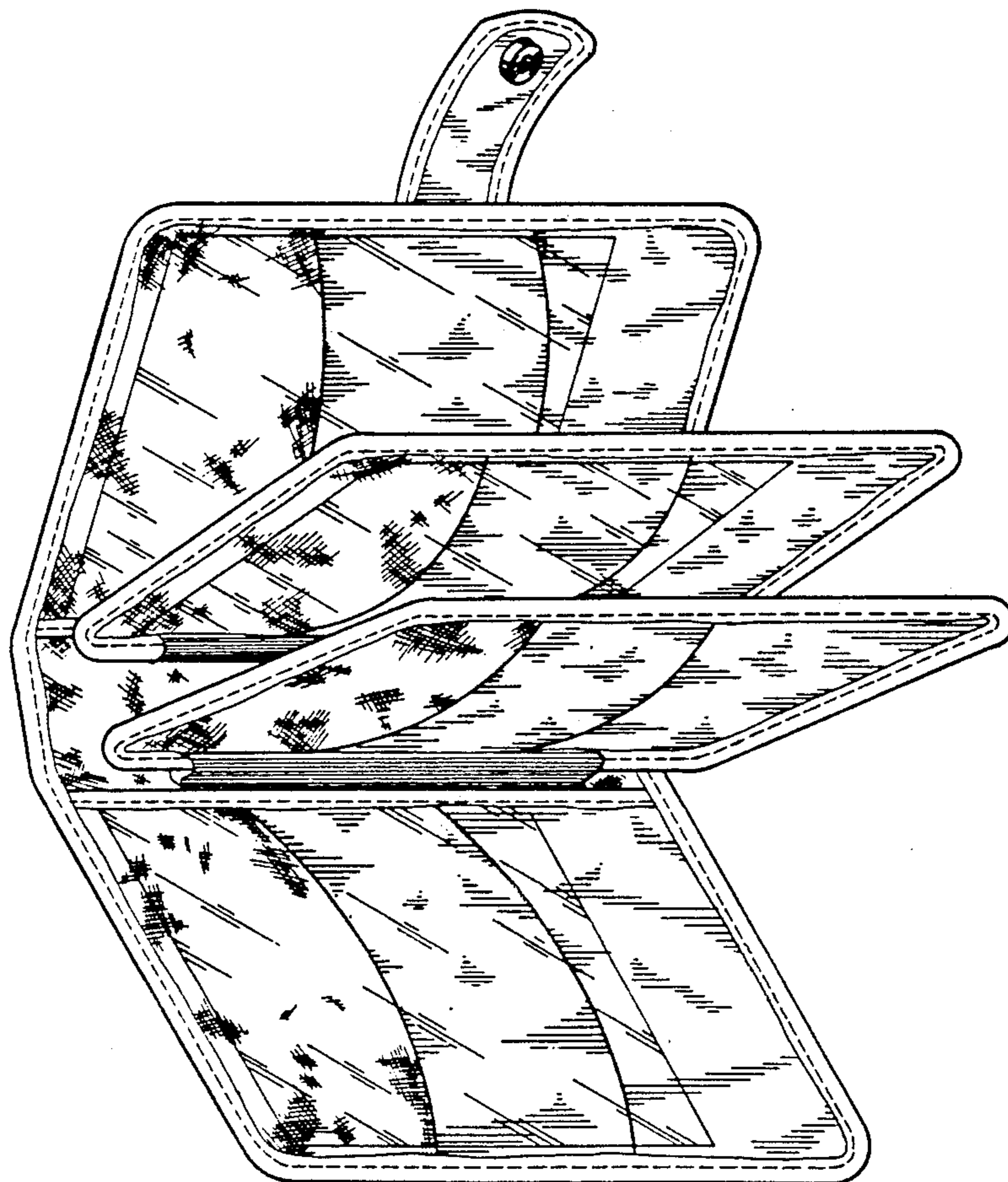
Primary Examiner—A. Hugo Word
Assistant Examiner—Celia A. Murphy
Attorney, Agent, or Firm—Timothy T. Tyson

[57] **CLAIM**

The ornamental design for a compact disc case, as shown and described.

DESCRIPTION

FIG. 1 is a front elevational view of a compact disc case showing my new design;
FIG. 2 is a right side elevational view thereof;
FIG. 3 is a left side elevational view thereof;
FIG. 4 is a bottom plan view thereof, the top being a mirror image;
FIG. 5 is a rear elevational view thereof;
FIG. 6 is a perspective view thereof being shown partially open; and
FIG. 7 is an inside elevational view thereof; the fragmentary showing of the fastening tab being for ease of illustration, and the broken line showings of compact discs being for illustrative purposes only, forming no part of the claimed design.
The broken lines along the edges of FIGS. 1 through 3 and 5 through 7 represent conventional stitching.



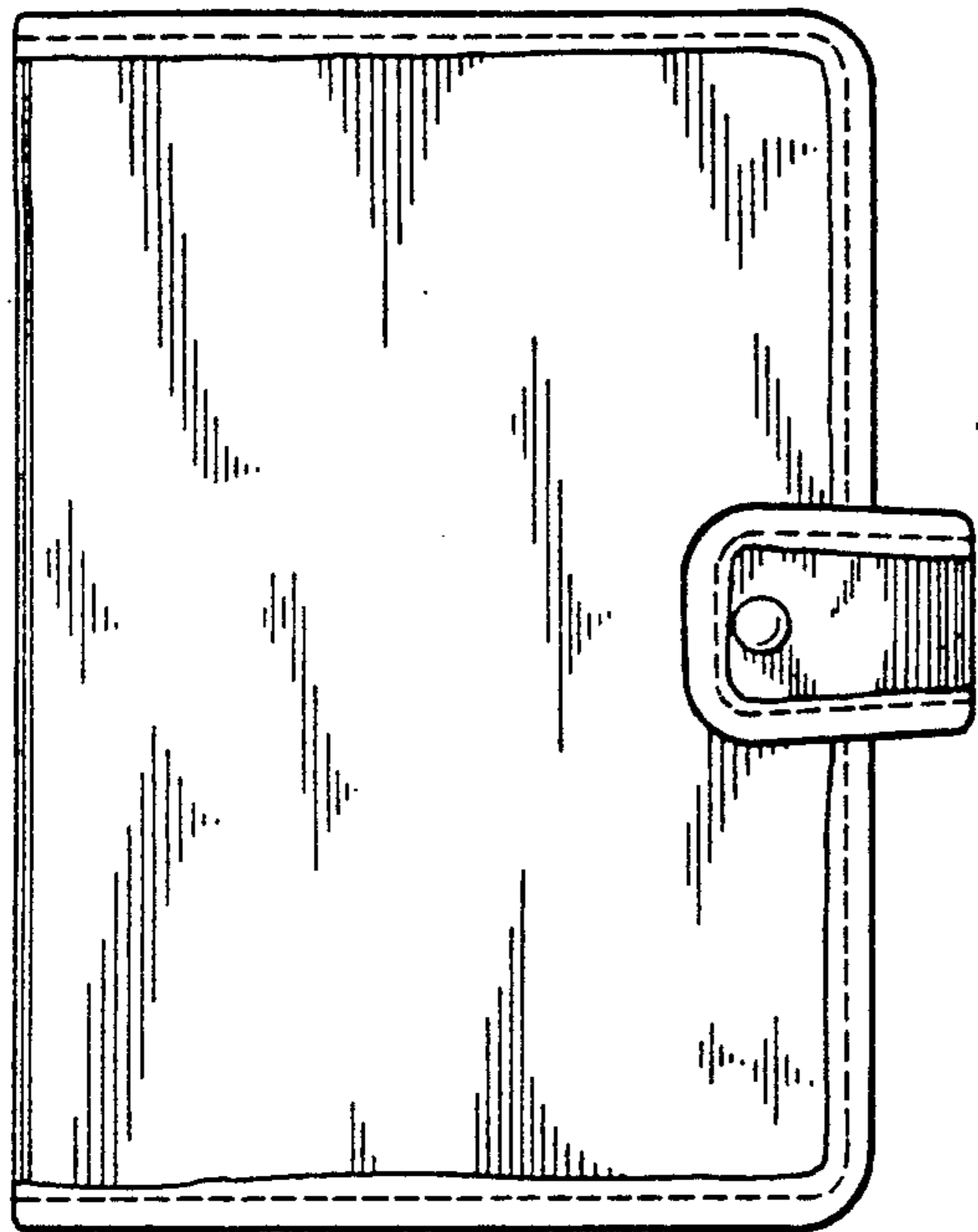


FIG. 1




FIG. 2




FIG. 3




FIG. 4

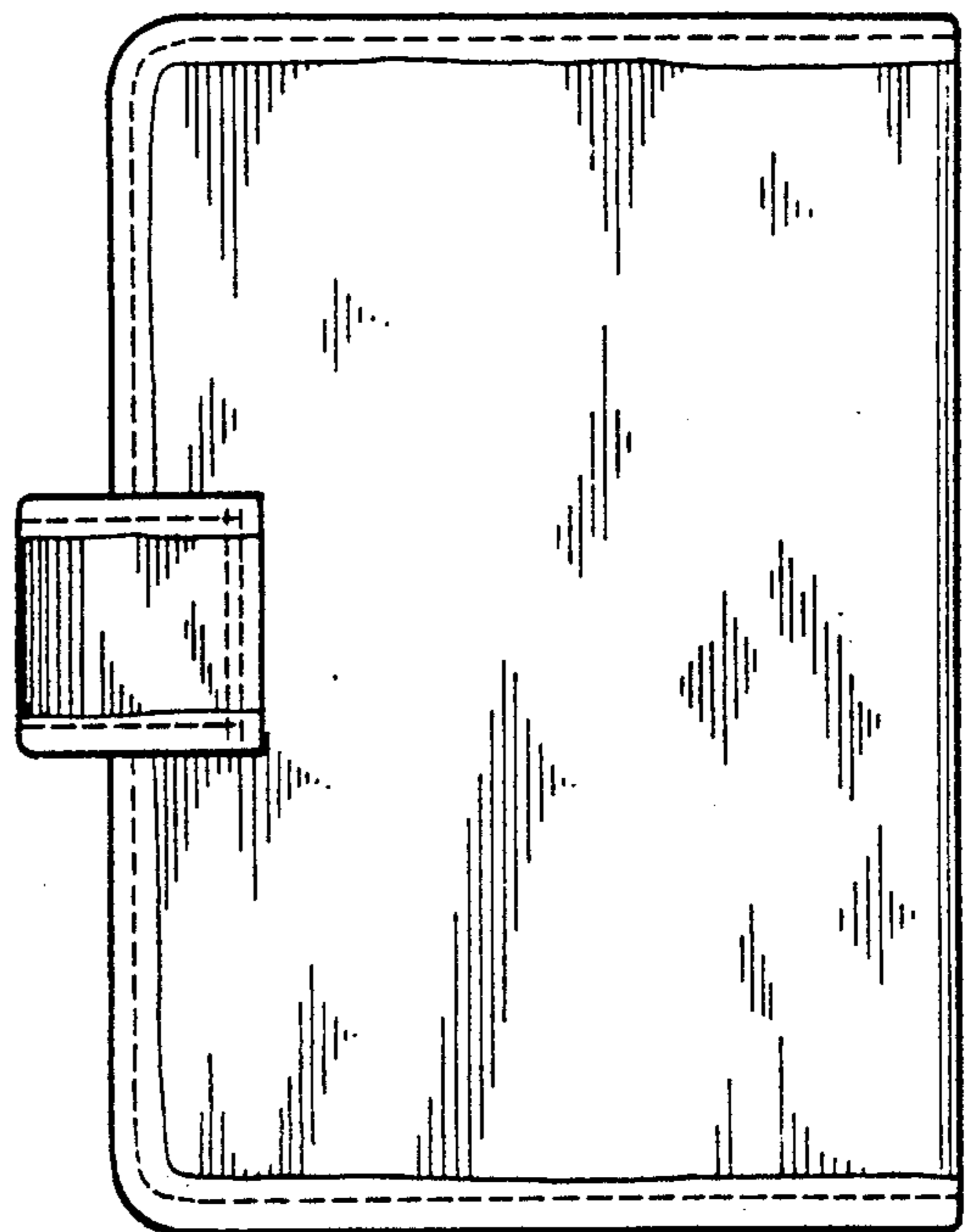
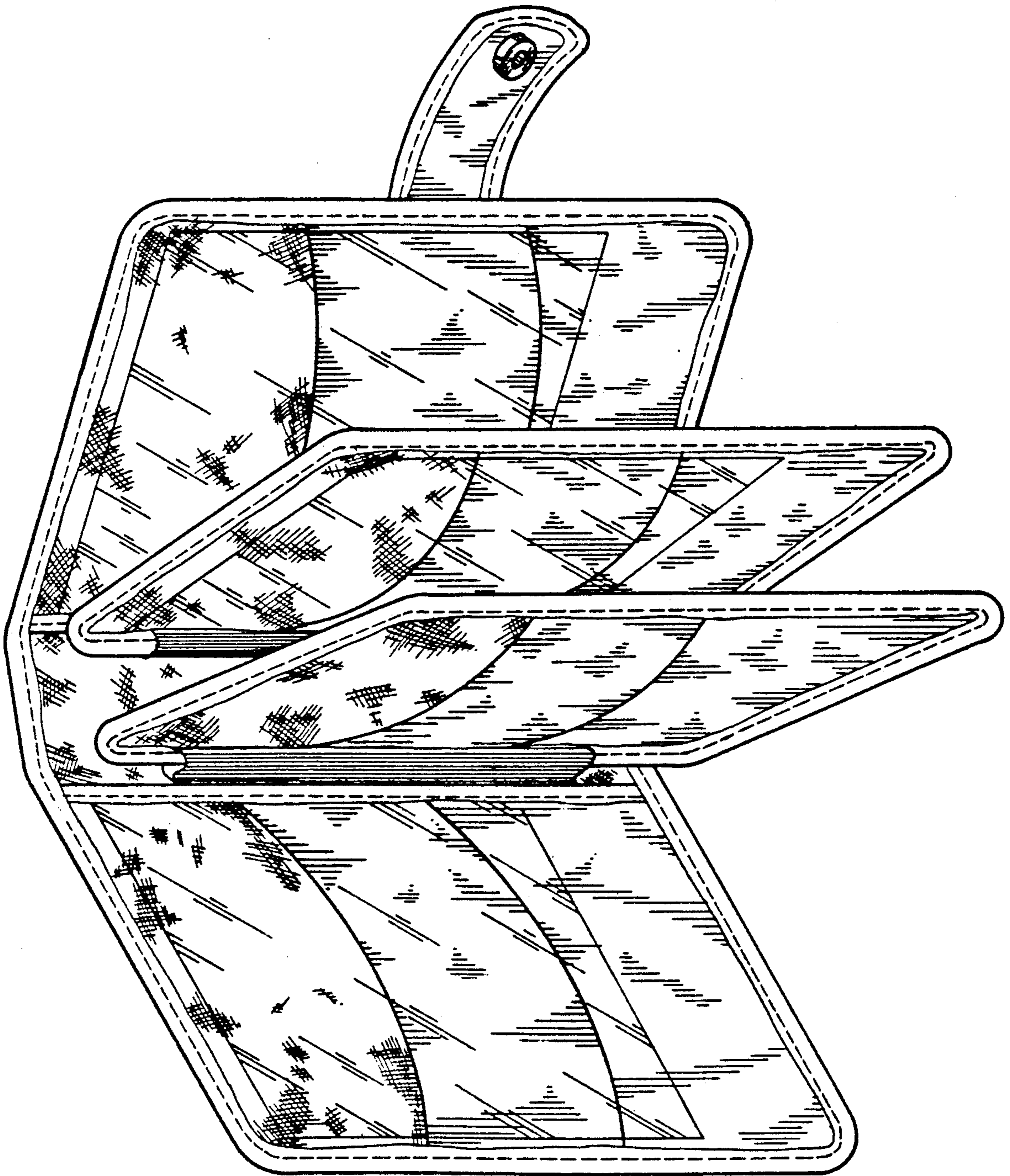


FIG. 5

FIG. 6



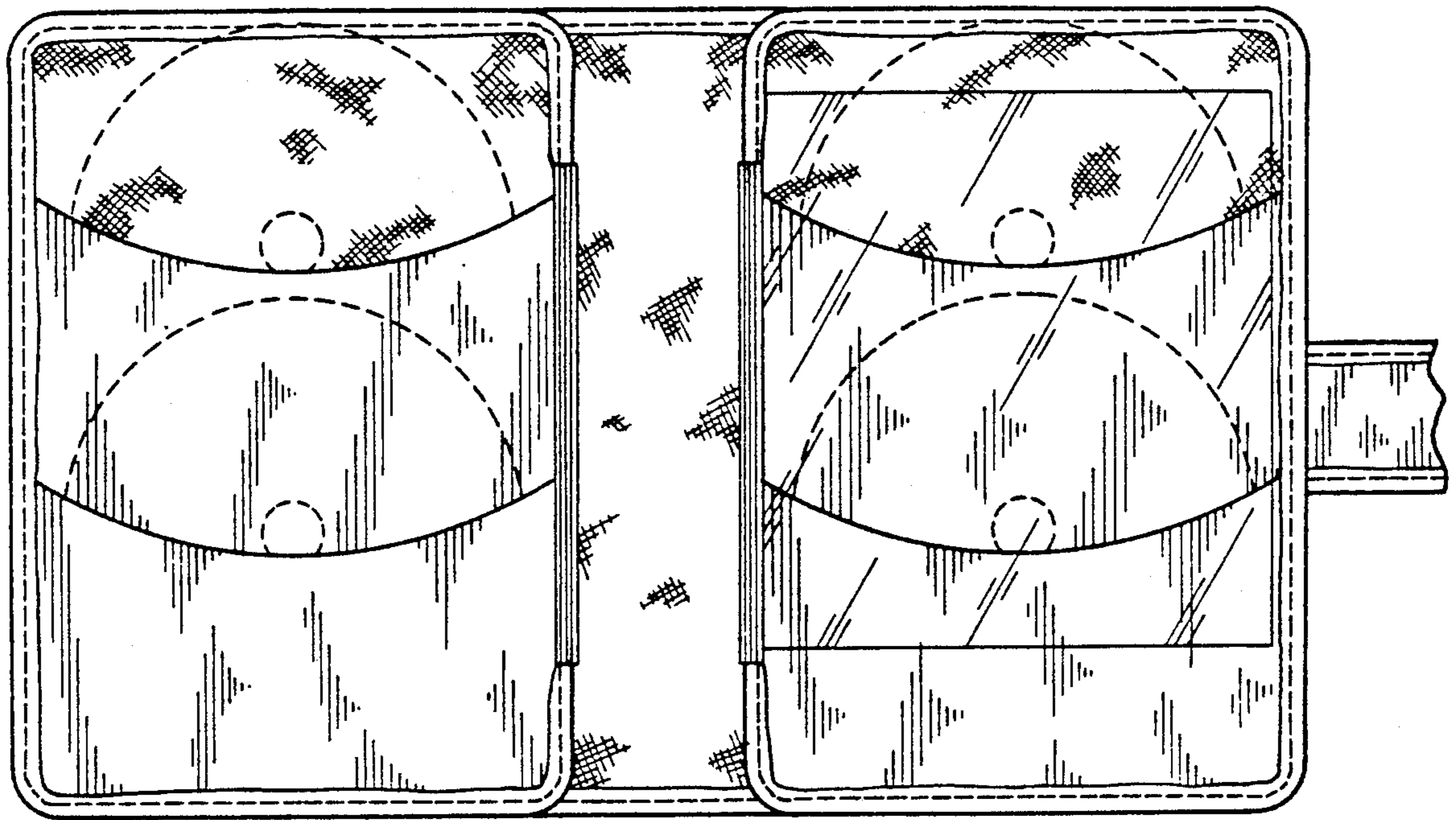


FIG. 7