

[54] UMBRELLA HANDLE

[75] Inventor: Ann S. Cain, Cincinnati, Ohio

[73] Assignee: 'totes', incorporated, Loveland, Ohio

[**] Term: 14 Years

[21] Appl. No.: 649,808

[22] Filed: Feb. 1, 1990

[52] U.S. Cl. D3/12

[58] Field of Search D3/3-17;
135/15.1, 16, 17, 19.5, 20.3, 22-24, 25.4, 25.41,
65, 66, 910, 911

[56] References Cited

U.S. PATENT DOCUMENTS

D. 20,555	3/1891	Schmidt	D3/12
D. 22,083	12/1892	Harvey et al.	D3/15
D. 23,790	11/1894	Conkling	D3/12
D. 81,985	9/1930	Knoedler	D3/12
D. 138,524	8/1944	Seldis	D3/12
D. 228,975	10/1973	Schertz	D3/5
D. 287,192	12/1986	Cain	D3/12
D. 287,307	12/1986	Cain	D3/12
D. 289,945	5/1987	Orenstein	D3/11 X
D. 290,547	6/1987	Cain	D3/12
D. 291,260	8/1987	Cain	D3/12
D. 295,693	5/1988	Cain	D3/12
D. 308,595	6/1990	Cain	D3/12
D. 311,811	11/1990	Cain	D3/12
2,146,495	2/1939	Amour	D3/7

OTHER PUBLICATIONS

Accessories Magazine, 7/1986, p. 45—Umbrella Handle at right.

Primary Examiner—Louis S. Zarfes
Attorney, Agent, or Firm—Wood, Herron & Evans

[57] CLAIM

The ornamental design for an umbrella handle, as shown and described.

DESCRIPTION

FIG. 1 is a front elevational view of an umbrella handle showing my new design;

FIG. 2 is a right side elevational view of the handle shown in FIG. 1, the left side view being a mirror image thereof;

FIG. 3 is a rear elevational view of the handle shown in FIG. 1;

FIG. 4 is a bottom plan view of the handle shown in FIG. 1;

FIG. 5 is a top plan view of the handle shown in FIG. 1;


FIG. 6 is a front elevational view of an umbrella handle showing a modified form of my new design having no wrist strap;

FIG. 7 is a right side elevational view of the handle shown in FIG. 6, the left side view being a mirror image thereof;

FIG. 8 is a rear elevational view of the handle shown in FIG. 6;

FIG. 9 is a bottom plan view of the handle shown in FIG. 6; and

FIG. 10 is a top plan view of the handle shown in FIG. 6.



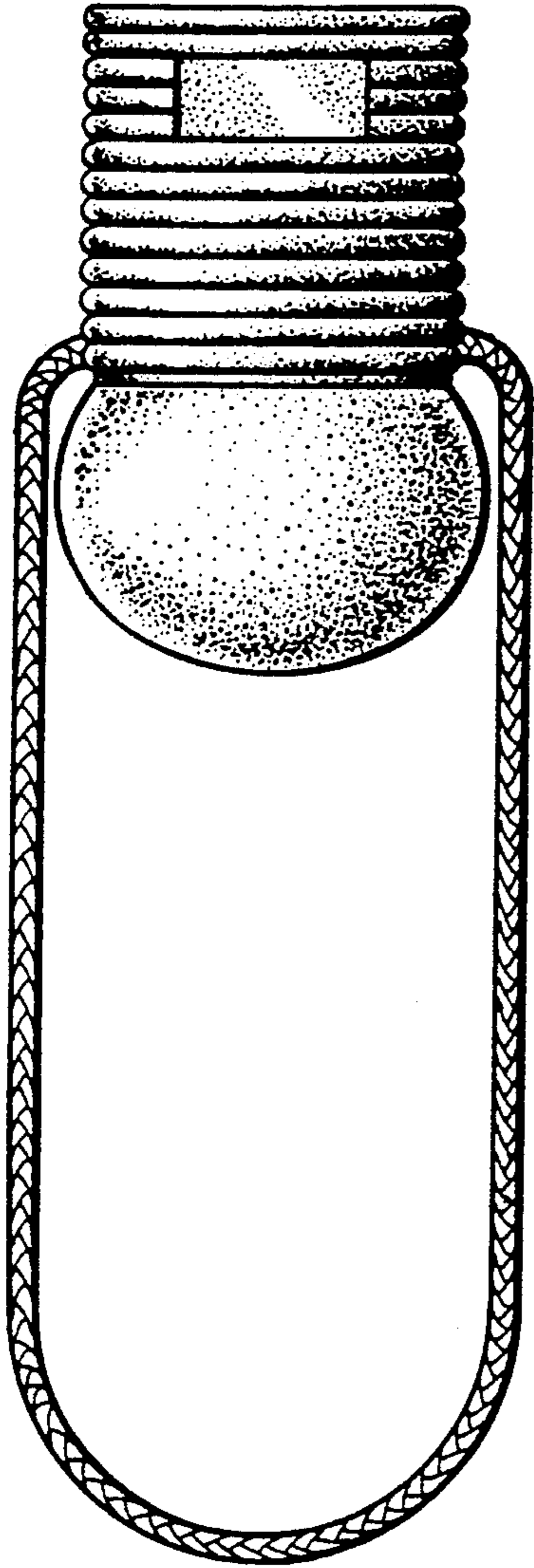


FIG. 1

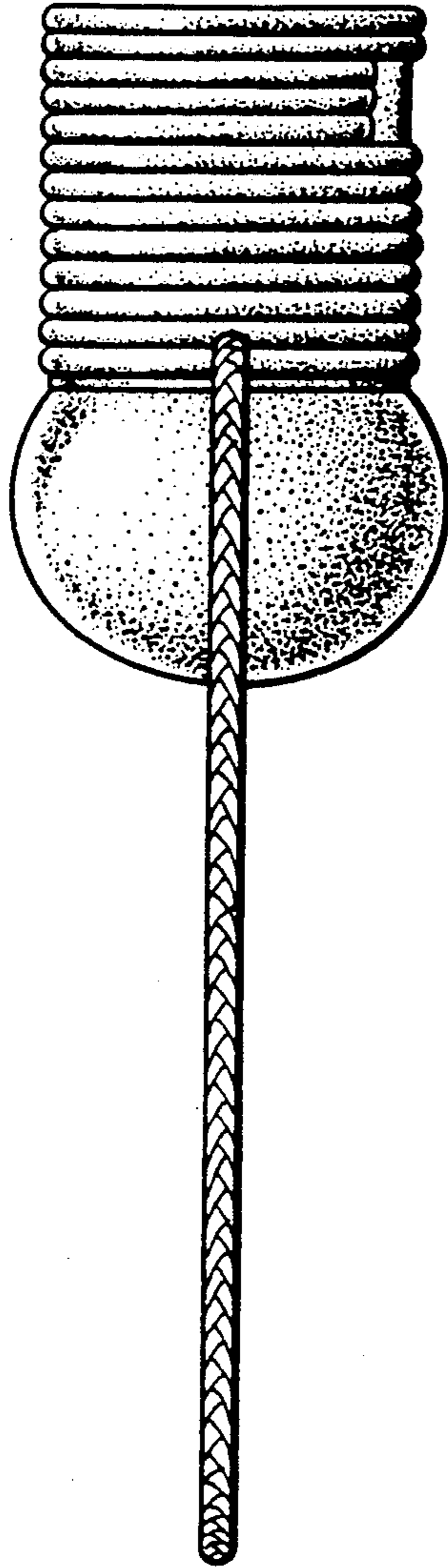


FIG. 2




FIG. 3

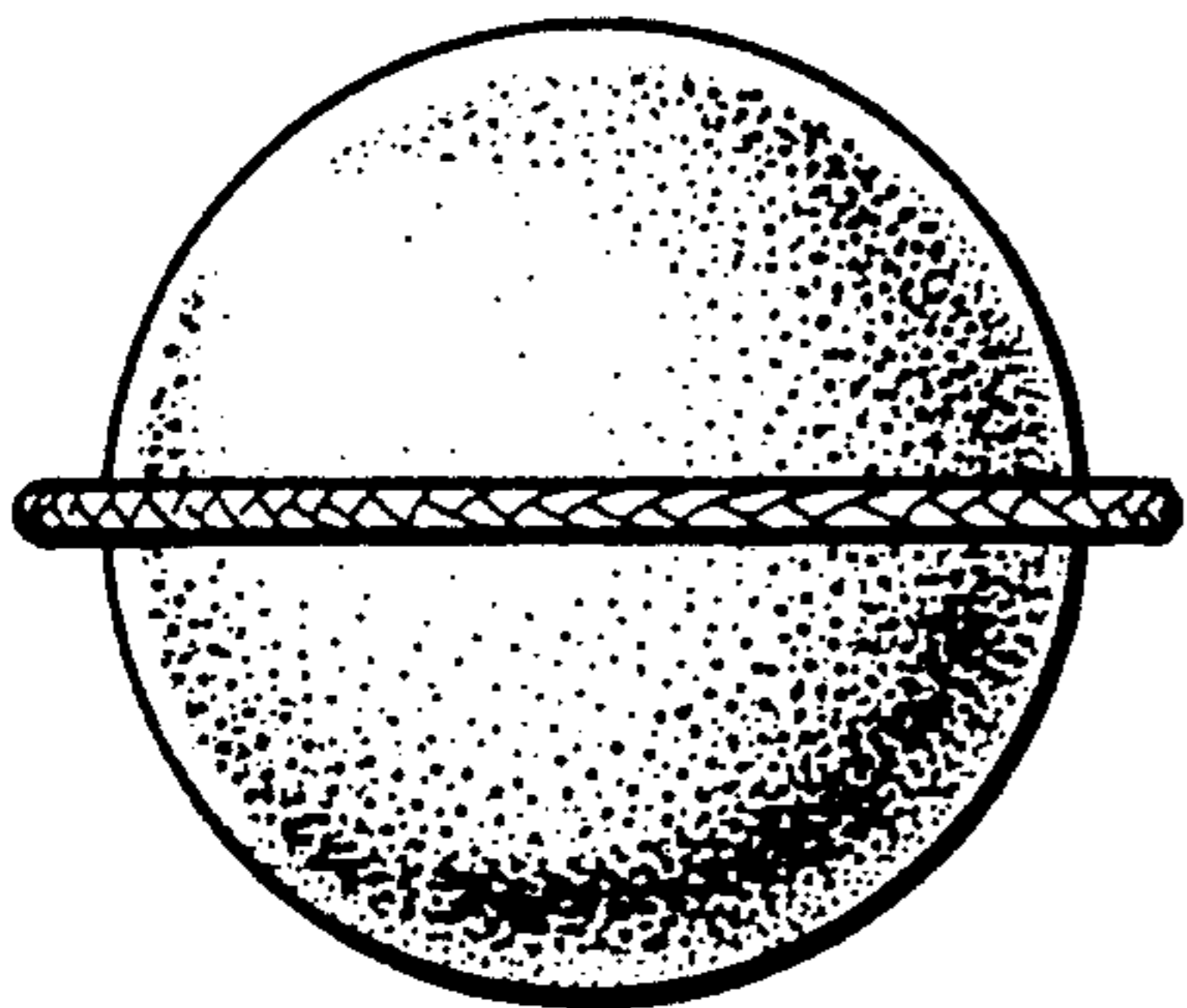


FIG. 4




FIG. 5




FIG. 6




FIG. 7

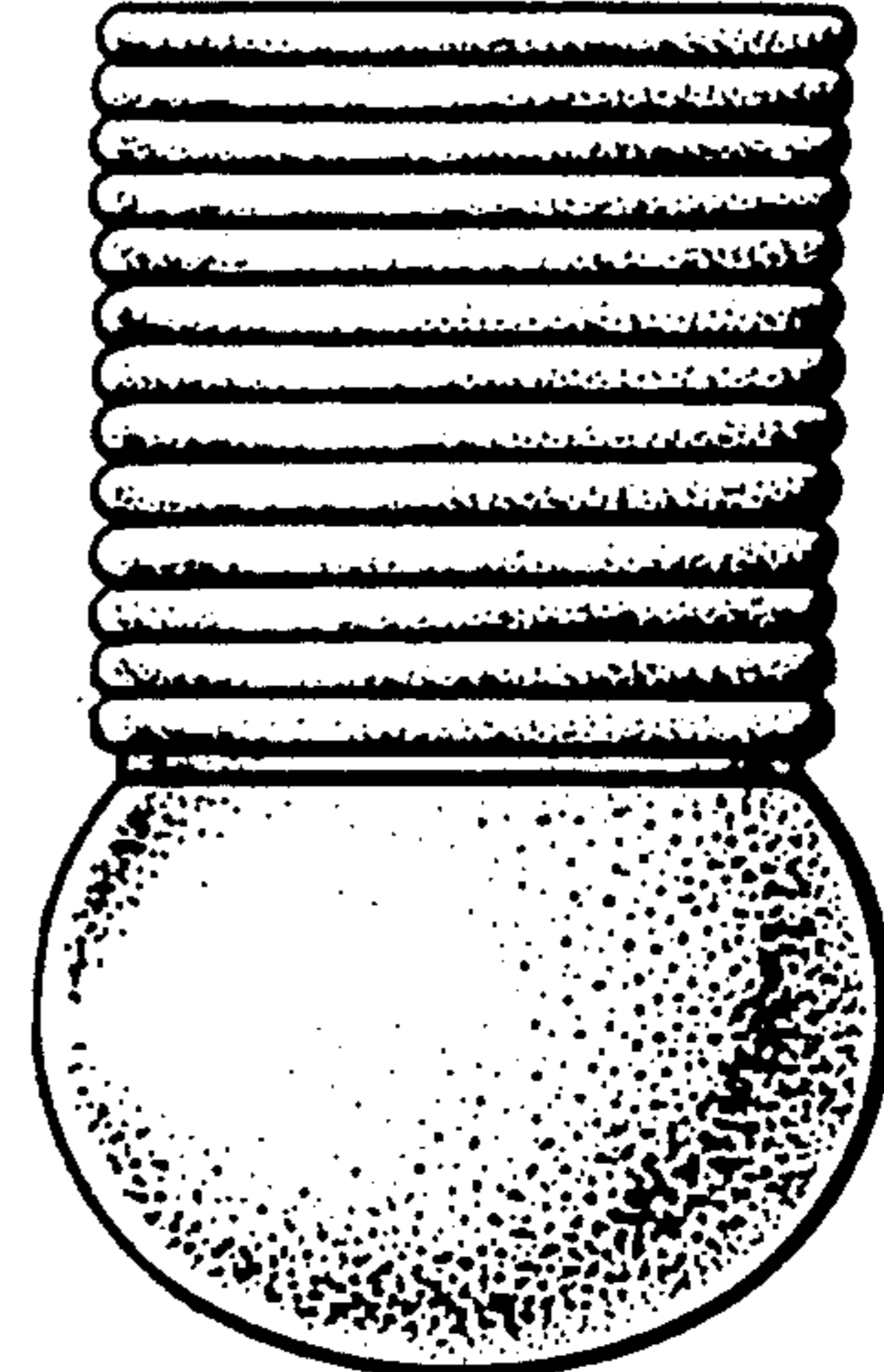


FIG. 8

FIG. 9




FIG. 10

