

[54] SOLE

[75] Inventor: Peter Shrive, Mississauga, Canada

[73] Assignee: Greb, Inc., Mississauga, Canada

[**] Term: 14 Years

[21] Appl. No.: 344,033

[22] Filed: Apr. 27, 1989

[30] Foreign Application Priority Data

Jan. 18, 1989 [CA] Canada 18-01-89-11

[52] U.S. Cl. D2/320

[58] Field of Search D2/264, 265, 274, 311, D2/317-322; 36/25 R, 28, 29, 30 R, 32 R, 43, 59 R, 59 C, 102-107, 112-116, 132, 136

[56] References Cited

U.S. PATENT DOCUMENTS

- D. 149,698 5/1948 Shaffer et al. D2/321
- D. 238,911 2/1976 Persson D2/274

- D. 301,390 6/1989 Brown et al. D2/320
- D. 303,453 9/1989 Miller D2/320
- 306,650 10/1884 Simonds D2/274 X
- 2,063,227 12/1936 Calvin D2/319 X
- 4,641,438 2/1987 Laird et al. D2/320

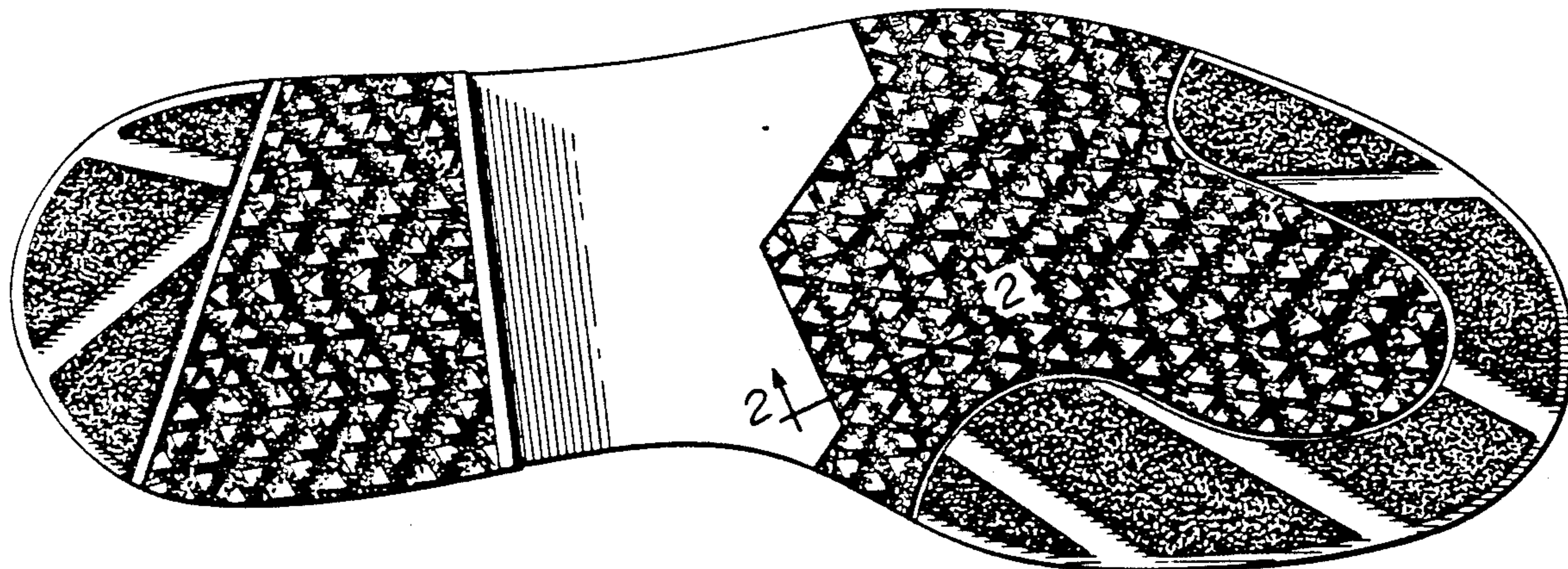
Primary Examiner—Louis S. Zarfes
Attorney, Agent, or Firm—Wolf, Greenfield & Sacks

[57] CLAIM

The ornamental design for a sole, as shown and described.

DESCRIPTION

FIG. 1 is a bottom plan view of a sole showing my new design;
 FIG. 2 is a cross-sectional view taken on line 2—2 of FIG. 1;
 FIG. 3 is a left side elevational view;
 FIG. 4 is a right side elevational view;
 FIG. 5 is a top plan view;
 FIG. 6 is a front elevational view; and
 FIG. 7 is a rear elevational view.



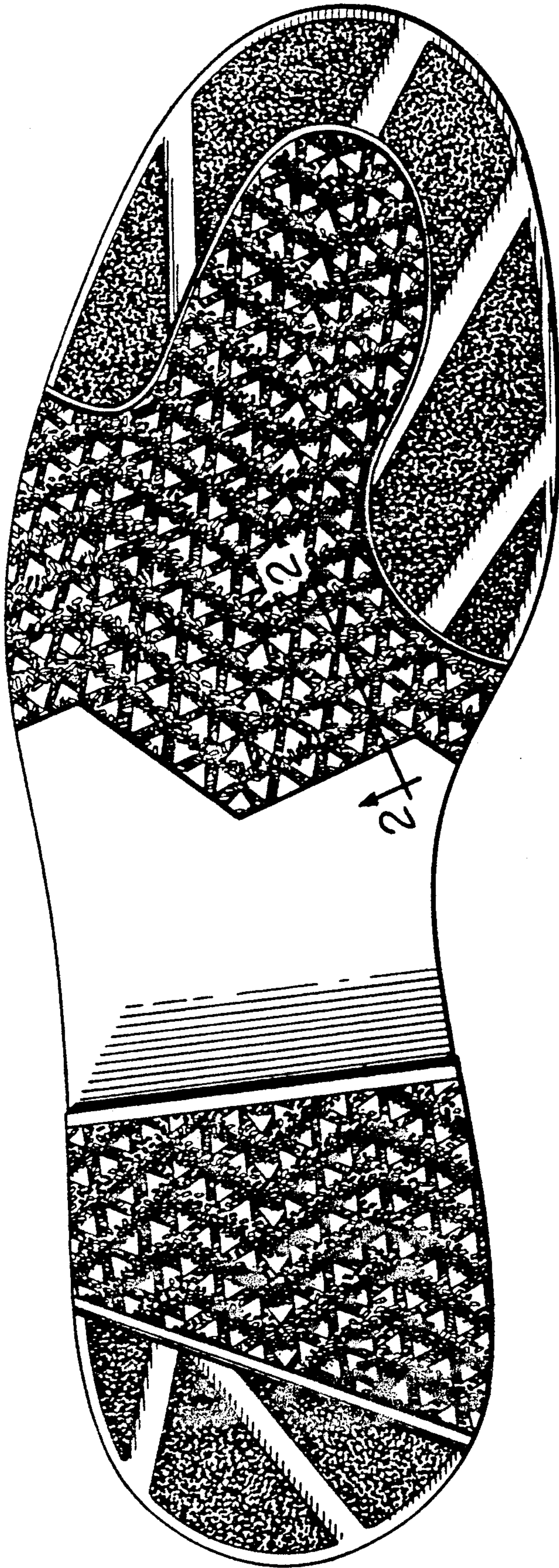
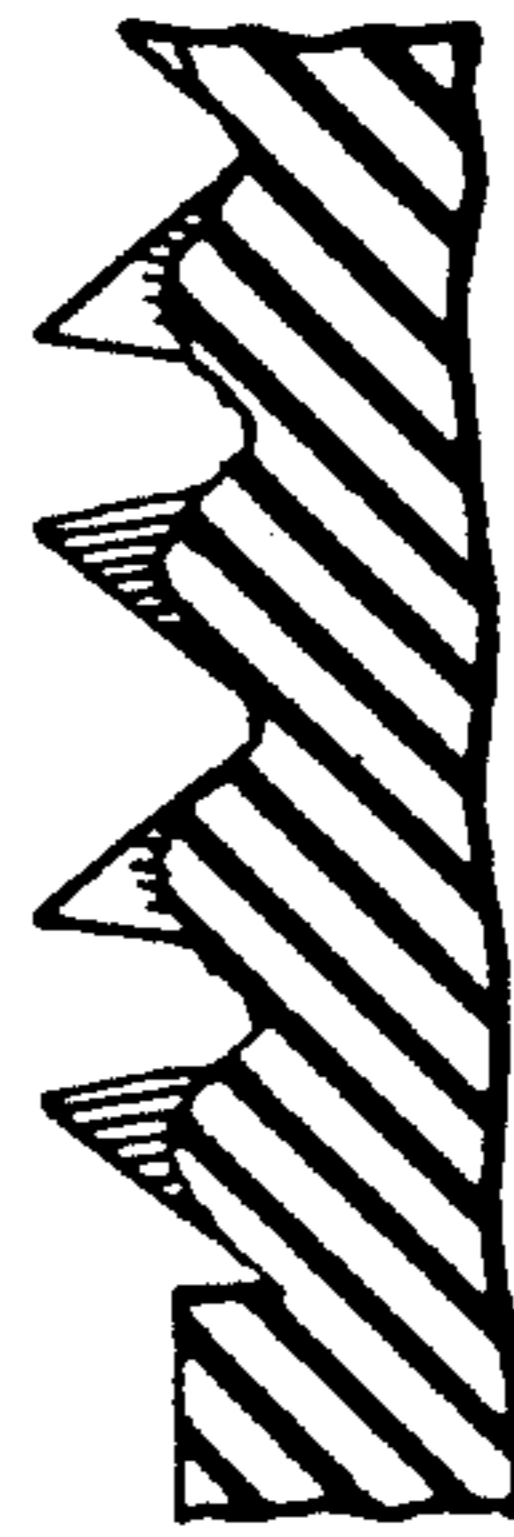


Fig. 1

Fig. 2



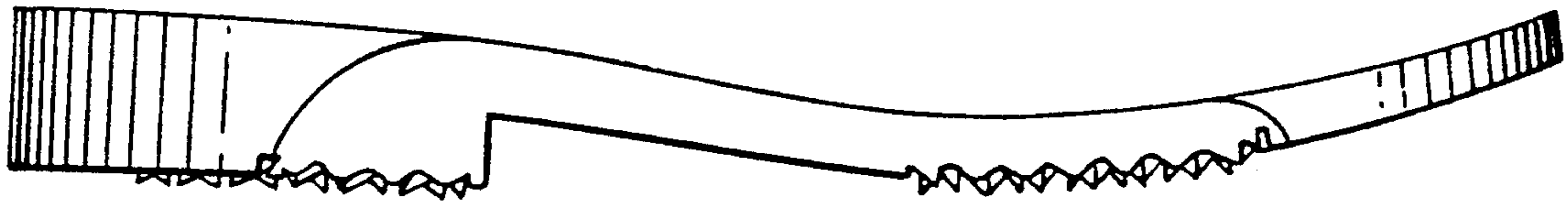


Fig. 3




Fig. 4

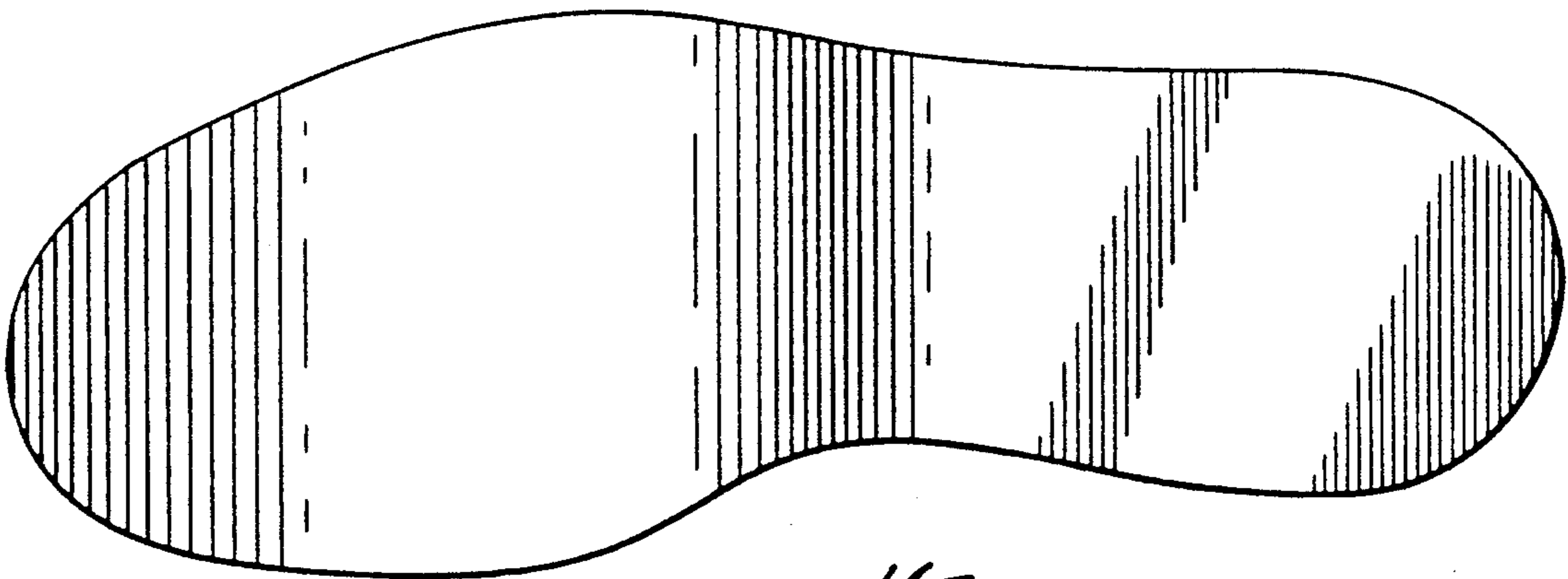


Fig. 5



Fig. 6




Fig. 7