

[54] AIR CONDITIONER

[75] Inventors: Shusuke Yamazaki, Hiratsuka; Yoshinori Katagami, Yokohama; Tomoyasu Shinozaki, Abiko, all of Japan

[73] Assignee: Kabushiki Kaisha Toshiba, Kawasaki, Japan

[\*\*] Term: 14 Years

[21] Appl. No.: 541,289

[22] Filed: Jun. 20, 1990

[52] U.S. Cl. .... D23/351

[58] Field of Search ..... D23/351, 333, 314, 328; 62/237; 98/31.6

[56] References Cited

U.S. PATENT DOCUMENTS

- D. 299,524 1/1989 Din-Her ..... D23/314
- 1,933,771 11/1933 Strang et al. .... D23/351
- 2,722,810 11/1955 Maniscalco, Sr. .... 62/262

OTHER PUBLICATIONS

House & Home, Apr. 1958, p. 196, Compact Gas-Fired Space Heater, top right side of page.

Electrical Merchandising, Jan. 1, 1947, p. 231, Reznor Gas Fired Unit Heater, bottom left side of page.

"Klimageraet K 18", Aus Erfahrung Gut, publication date unknown.

"Cool Mini", Toshiba, Jul. 1982.

"PFR-4001J", Mitsubishi, Jun. 8, 1979.

"Clean Heater VKC-422E", Mitsubishi, Jan. 1979.

Primary Examiner—James M. Gandy

Assistant Examiner—Lisa Lichtenstein

Attorney, Agent, or Firm—Banner, Birch, McKie & Beckett

[57] CLAIM

The ornamental design for an air conditioner, as shown and described.

DESCRIPTION

FIG. 1 is a front, top and right side perspective view of an air conditioner showing our new design, with the louver in opened position and the control panel cover in opened position.

FIG. 2 is a front elevational view thereof with the louvre and control panel cover in closed position;

FIG. 3 is a rear elevational view of FIG. 2;

FIG. 4 is a top plan view of FIG. 2;

FIG. 5 is a left side elevational view of FIG. 2, the right side being a mirror image of that shown;

FIG. 6 is a bottom plan view of FIG. 2.

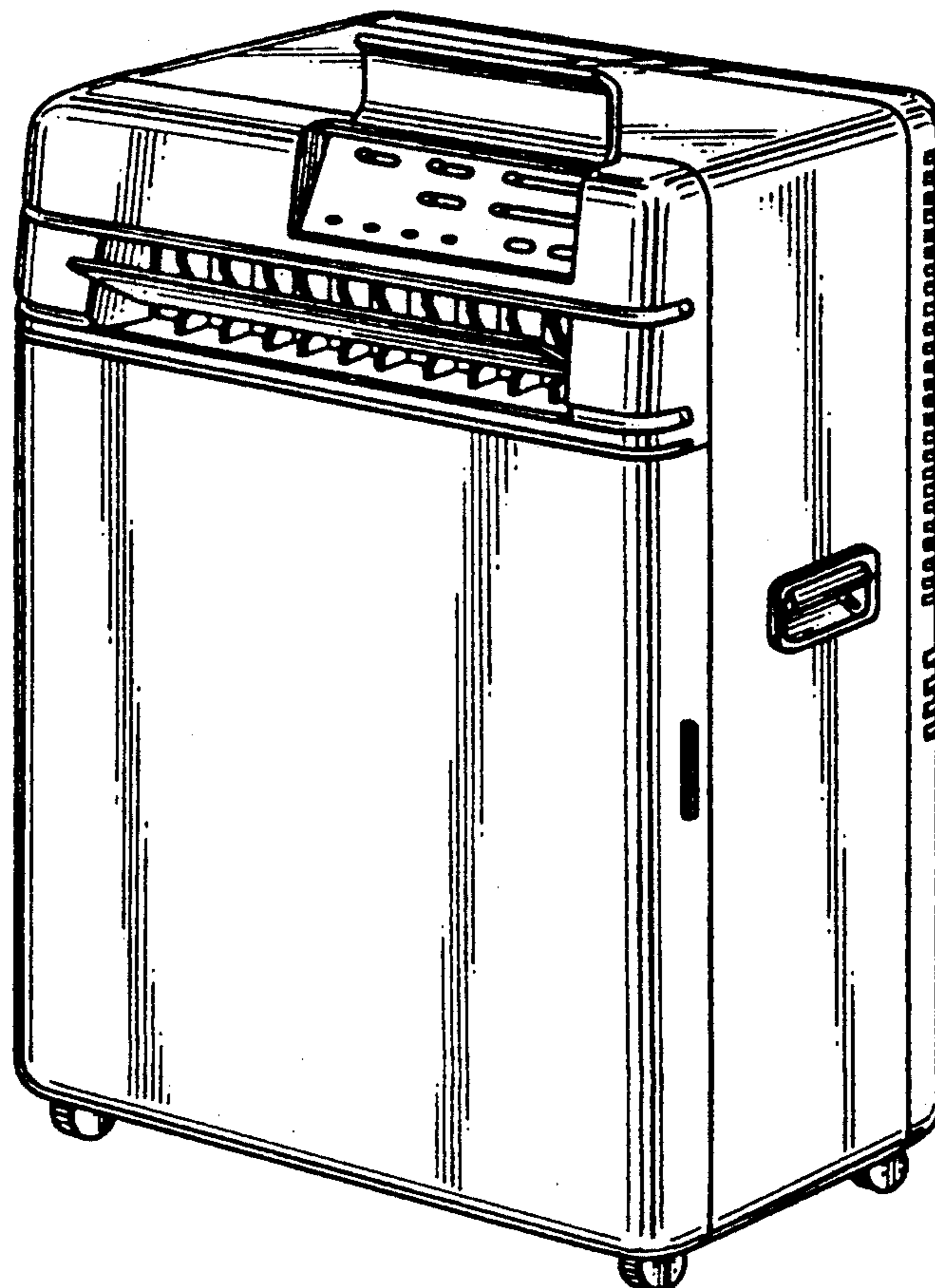


FIG. 1

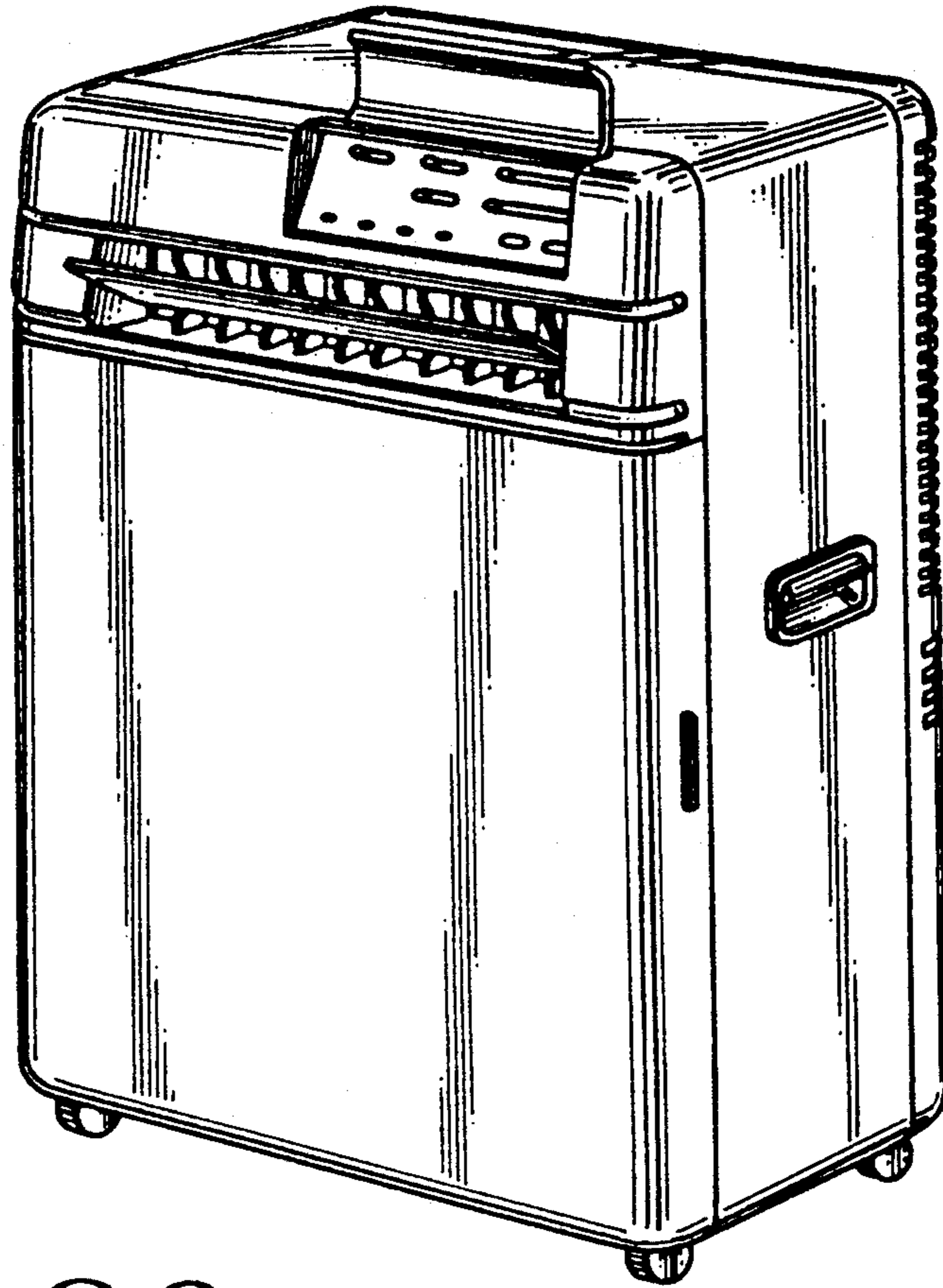


FIG. 2




FIG.3

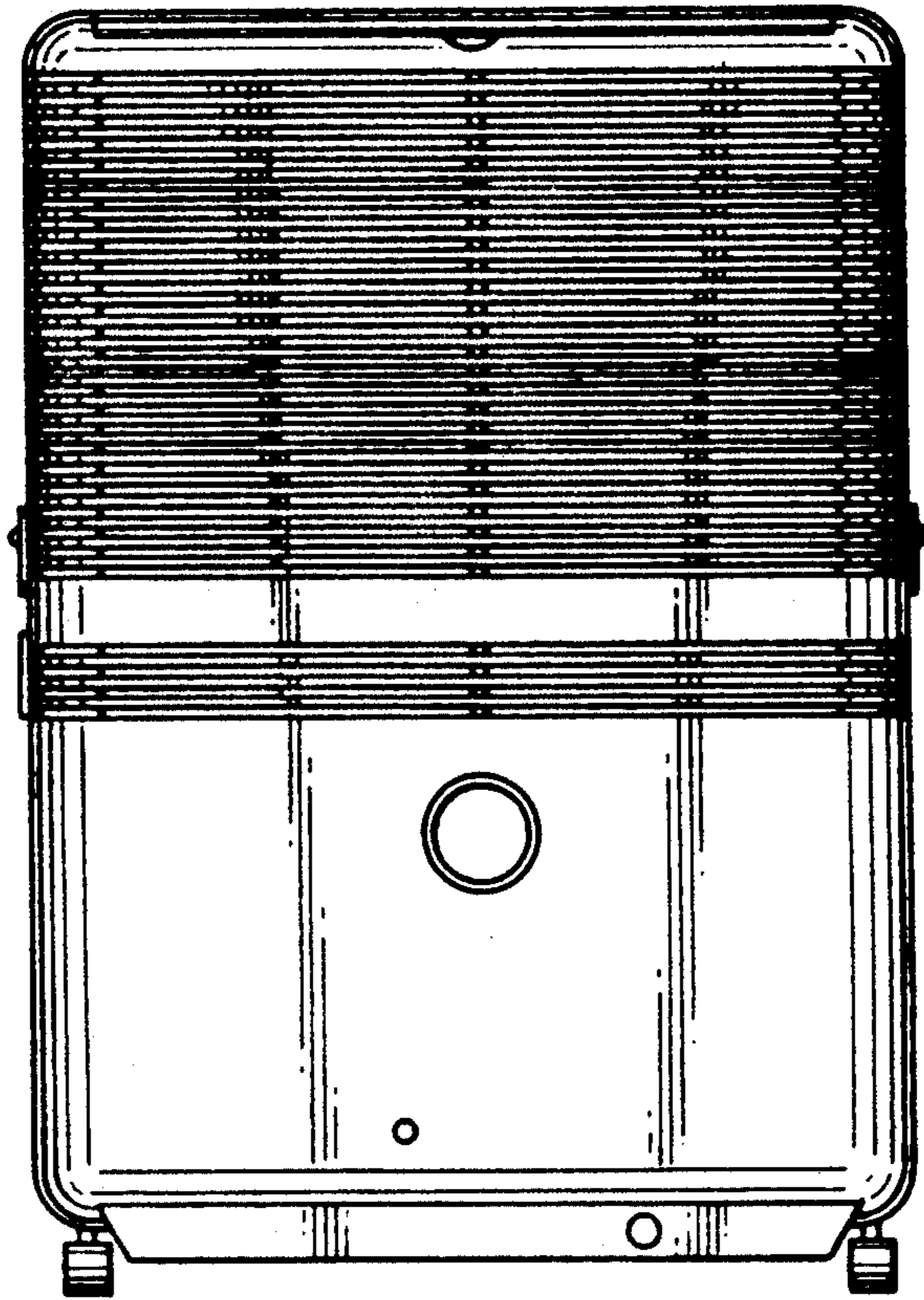


FIG.4




FIG.5

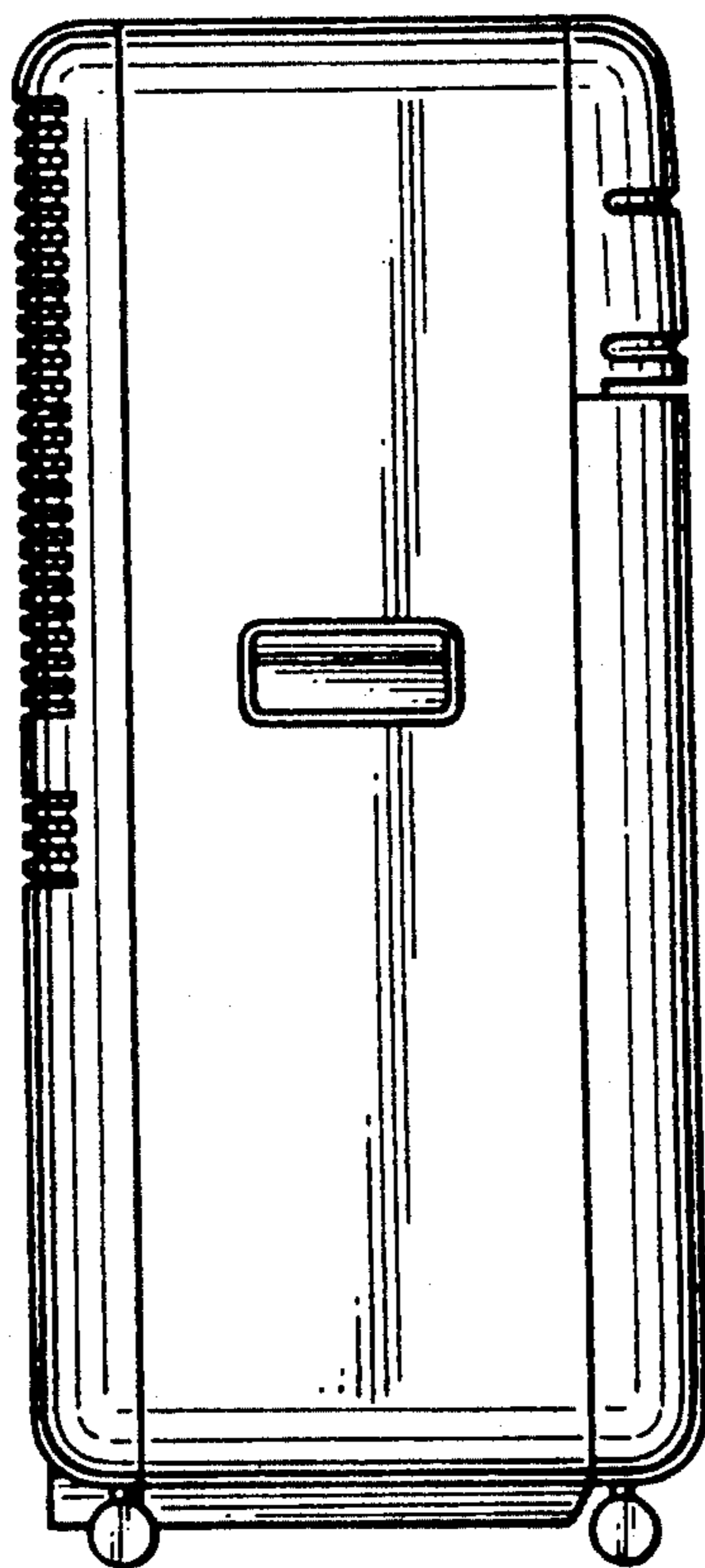


FIG.6

