

[54] HANDLE FOR A GARDEN NOZZLE

[75] Inventor: Lawrence P. Heren, Peoria, Ill.

[73] Assignee: L. R. Nelson Corporation, Peoria, Ill.

[\*\*] Term: 14 Years

[21] Appl. No.: 231,466

[22] Filed: Aug. 12, 1988

[52] U.S. Cl. .... D23/223

[58] Field of Search ..... D23/213, 223-229; 4/191-192, 567-570, 599-603, 596, 615; 239/276, 280-281, 282-283, 288.5, 310, 443-449, 456-460, 525, 550-552, 556-559, 562-565, 567, 581-583, 586-588; D26/37, 46-50

[56] References Cited

U.S. PATENT DOCUMENTS

- D. 141,185 5/1945 Stanitz ..... D23/223
- D. 213,556 3/1969 Sheeter ..... D23/223
- D. 241,546 9/1976 Rizzuto ..... D23/223
- D. 267,582 1/1983 Mackay et al. .... D23/223

4,187,986 2/1980 Petrovic ..... 239/449  
4,666,085 5/1987 Lian ..... 239/394

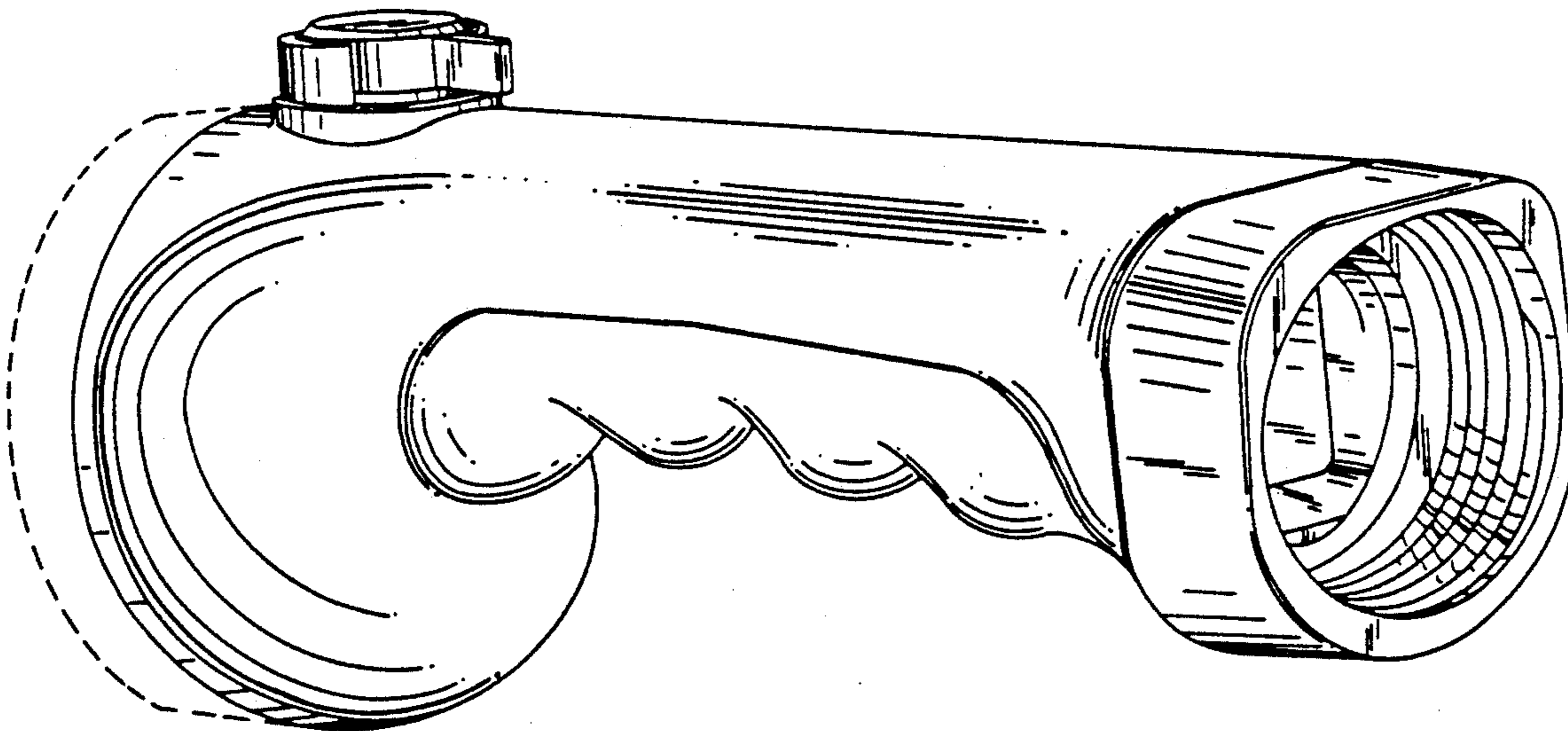
Primary Examiner—Susan J. Lucas  
Assistant Examiner—M. H. Tung  
Attorney, Agent, or Firm—Cushman, Darby & Cushman

[57] CLAIM

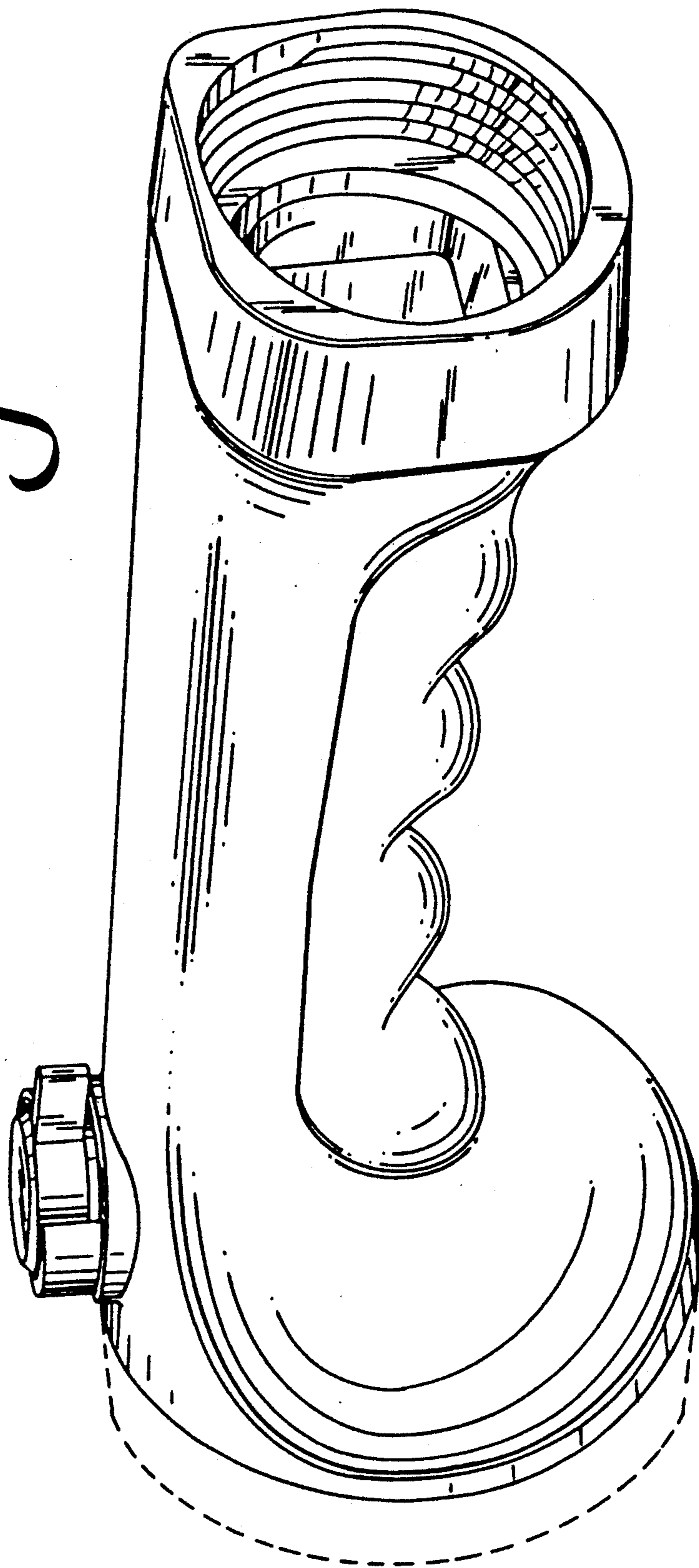
The ornamental design for a handle for a garden nozzle, as shown and described.


DESCRIPTION

FIG. 1 is a top, rear, right side perspective view of a handle for a garden nozzle showing my new design; FIG. 2 is a top plan view thereof, on an enlarged scale; FIG. 3 is a right side elevational view thereof, the left side being a mirror image, on an enlarged scale; FIG. 4 is a bottom plan view thereof, on an enlarged scale; FIG. 5 is a rear elevational view thereof, on a greatly enlarged scale. The broken line drawing of a nozzle in FIG. 1 is for illustrative purposes only and forms no part of the claimed design.

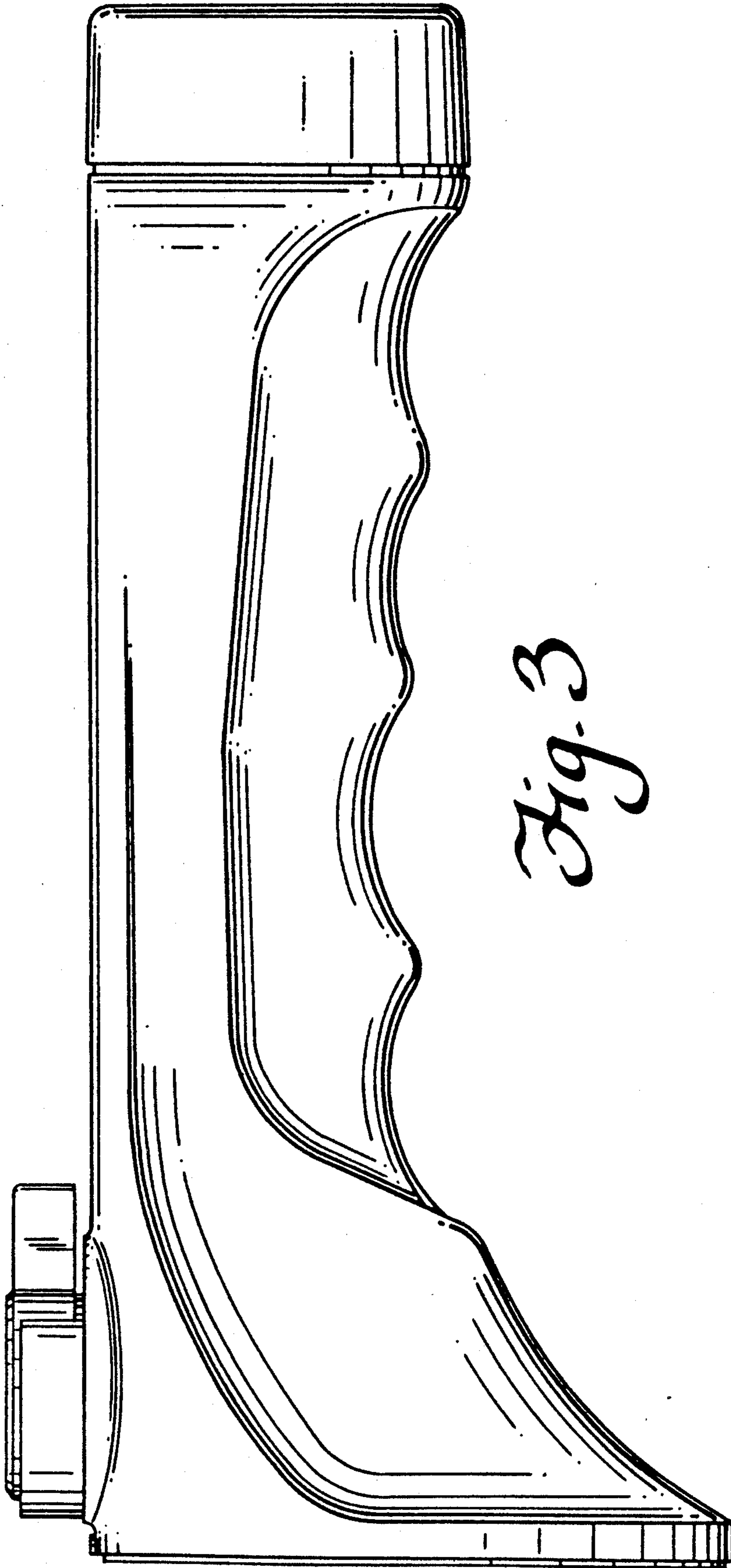


*Fig. 1*



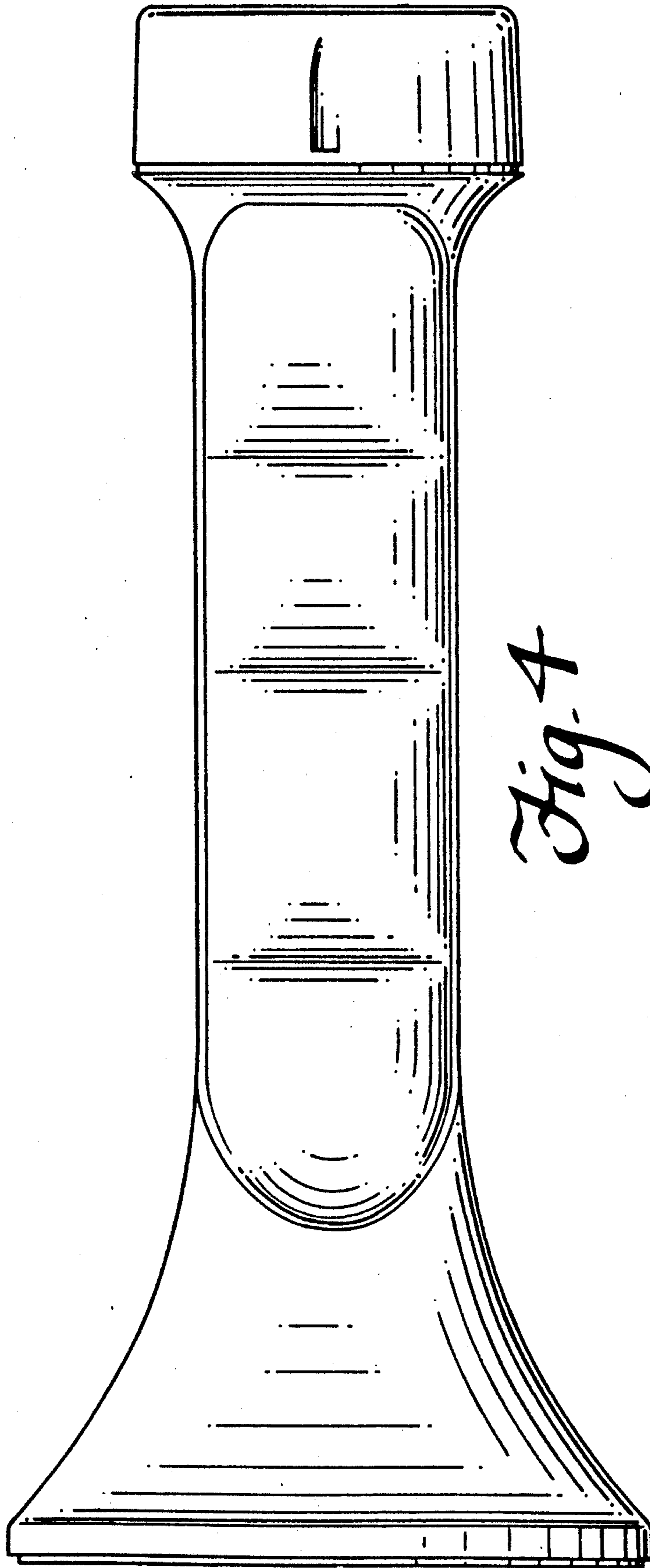


*Fig. 2*



*Fig. 3*





*Fig. 5*

