

[54] FISHING ROD GRIP

[75] Inventor: Akihisa Shiozaki, Musashino, Japan

[73] Assignee: Daiwa Seiko, Inc., Tokyo, Japan

[**] Term: 14 Years

[21] Appl. No.: 272,307

[22] Filed: Nov. 17, 1988

[30] Foreign Application Priority Data

May 25, 1988 [JP] Japan 63-20603

[52] U.S. Cl. D22/142

[58] Field of Search D43/43.1, 8.1; D22/142, D22/137, 138; 43/20, 22, 23

[56] References Cited

U.S. PATENT DOCUMENTS

- D. 256,042 7/1980 Shimodaira D22/142
- D. 256,836 9/1980 Endo et al. D22/142
- D. 294,626 3/1988 Rumbaugh et al. D22/142

- D. 294,628 3/1988 Rumbaugh D22/142
- D. 301,051 5/1989 Lassi D22/142
- 2,145,612 1/1939 Scogland 43/22

Primary Examiner—A. Hugo Word
Assistant Examiner—Doris V. Coles
Attorney, Agent, or Firm—Cushman, Darby & Cushman

[57] CLAIM

The ornamental design for a fishing rod grip, as shown and described.

DESCRIPTION

FIG. 1 is a top, front and one side perspective view of a fishing rod grip showing my new design;
FIG. 2 is a front elevational view thereof;
FIG. 3 is a rear elevational view thereof;
FIG. 4 is a side elevational view of one side thereof;
FIG. 5 is a side elevational view of the opposite side thereof;
FIG. 6 is a top plan view thereof; and
FIG. 7 is a bottom plan view thereof.

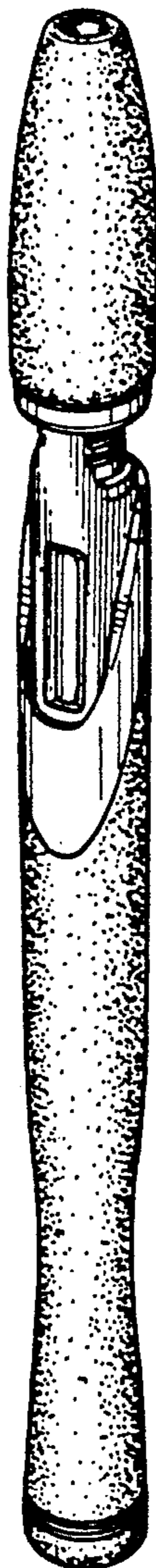


Fig. 1

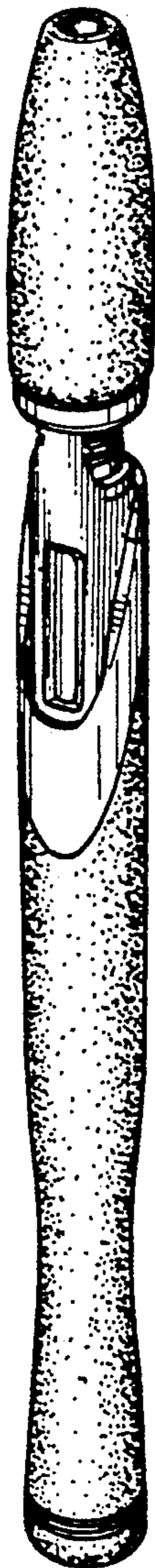


Fig. 2



Fig. 3

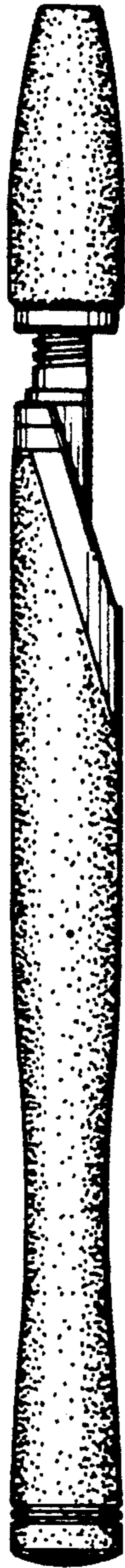


Fig. 4




Fig. 5




Fig. 6



Fig. 7

