

[54] ELECTRONIC KEYBOARD MUSICAL INSTRUMENT

[75] Inventor: Ikuro Mine, Hamamatsu, Japan

[73] Assignee: Yamaha Corporation, Shizuoka, Japan

[**] Term: 14 Years

[21] Appl. No.: 308,804

[22] Filed: Feb. 9, 1989

[30] Foreign Application Priority Data

Sep. 8, 1988 [JP] Japan 63-35465

[52] U.S. Cl. D17/1

[58] Field of Search D17/1, 2, 5, 6, 7, 9, D17/99; D21/64; 84/423, 428, 644, 670, 719, 744, DIG. 7

[56] References Cited

U.S. PATENT DOCUMENTS

D. 224,444	7/1972	Chilton	D17/9
D. 265,832	8/1982	Kira et al.	D17/5
D. 276,534	11/1984	Bontempi	D17/6
D. 313,031	12/1990	Yamawaki	D17/1
D. 314,204	1/1991	Yamawaki	D17/1
3,855,894	12/1974	Thomas et al.	84/423 R
4,653,375	3/1987	Honda et al.	84/644

FOREIGN PATENT DOCUMENTS

655901-4 8/1987 Japan .
721766 8/1987 Japan .

OTHER PUBLICATIONS

The Music Trades, Jan. 1986, p. 102 (Hohner's PK 250 Keyboard).
Radio Shack catalog, 8/27/87, p. 52 (Concertmate-650 Keyboard).

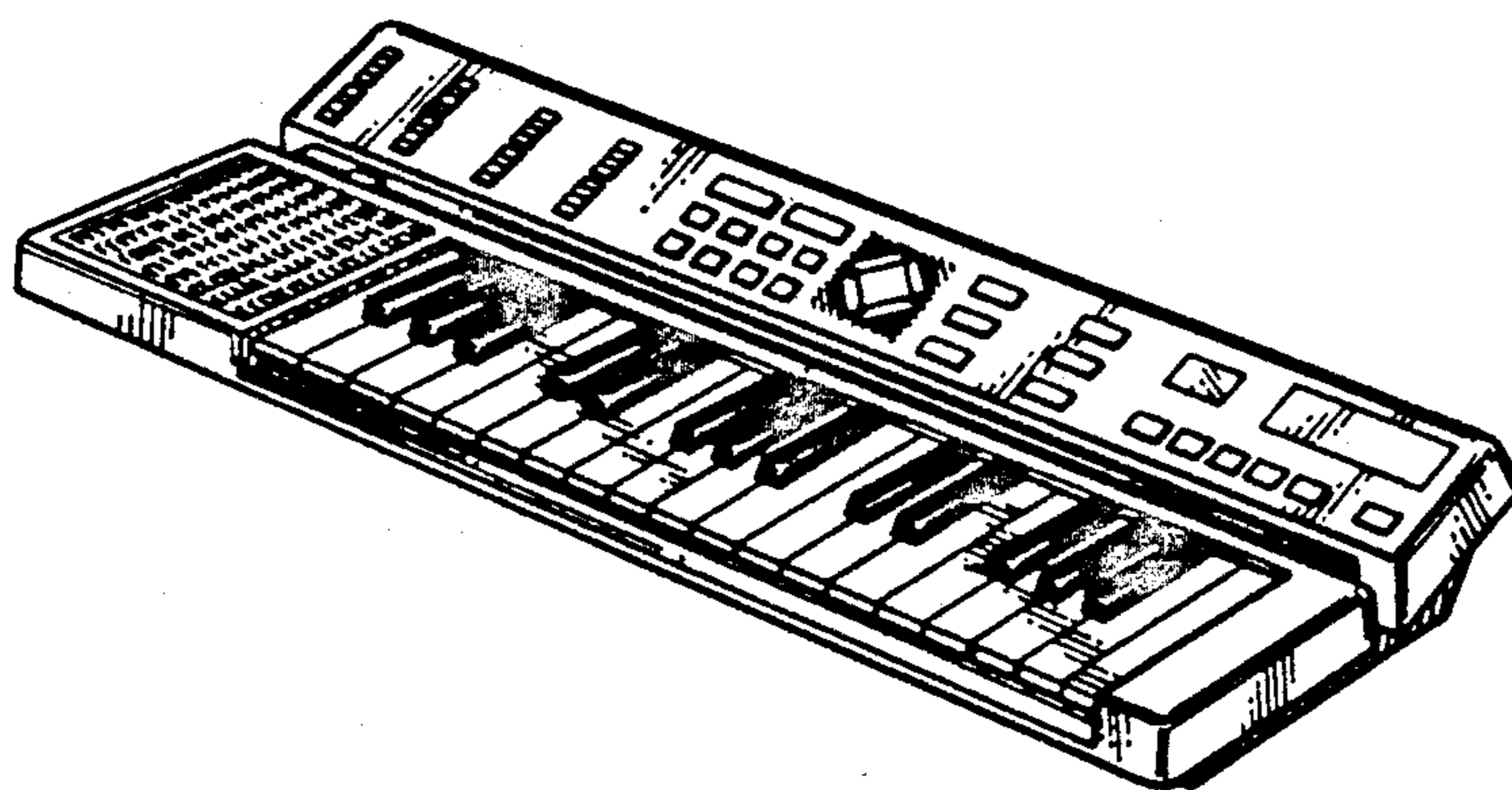
Primary Examiner—Bernard Ansher
Assistant Examiner—Adir Aronovich
Attorney, Agent, or Firm—Weingarten, Schurgin, Gagnebin & Hayes

[57] CLAIM

The ornamental design for electronic keyboard musical instrument, as shown.

DESCRIPTION

FIG. 1 is a top perspective view of an electronic keyboard musical instrument showing a new design;
FIG. 2 is a top plan view thereof;
FIG. 3 is a front elevation view thereof;
FIG. 4 is a right side elevation view thereof;
FIG. 5 is a bottom plan view thereof;
FIG. 6 is a rear elevation view thereof; and
FIG. 7 is a left side elevation view thereof.



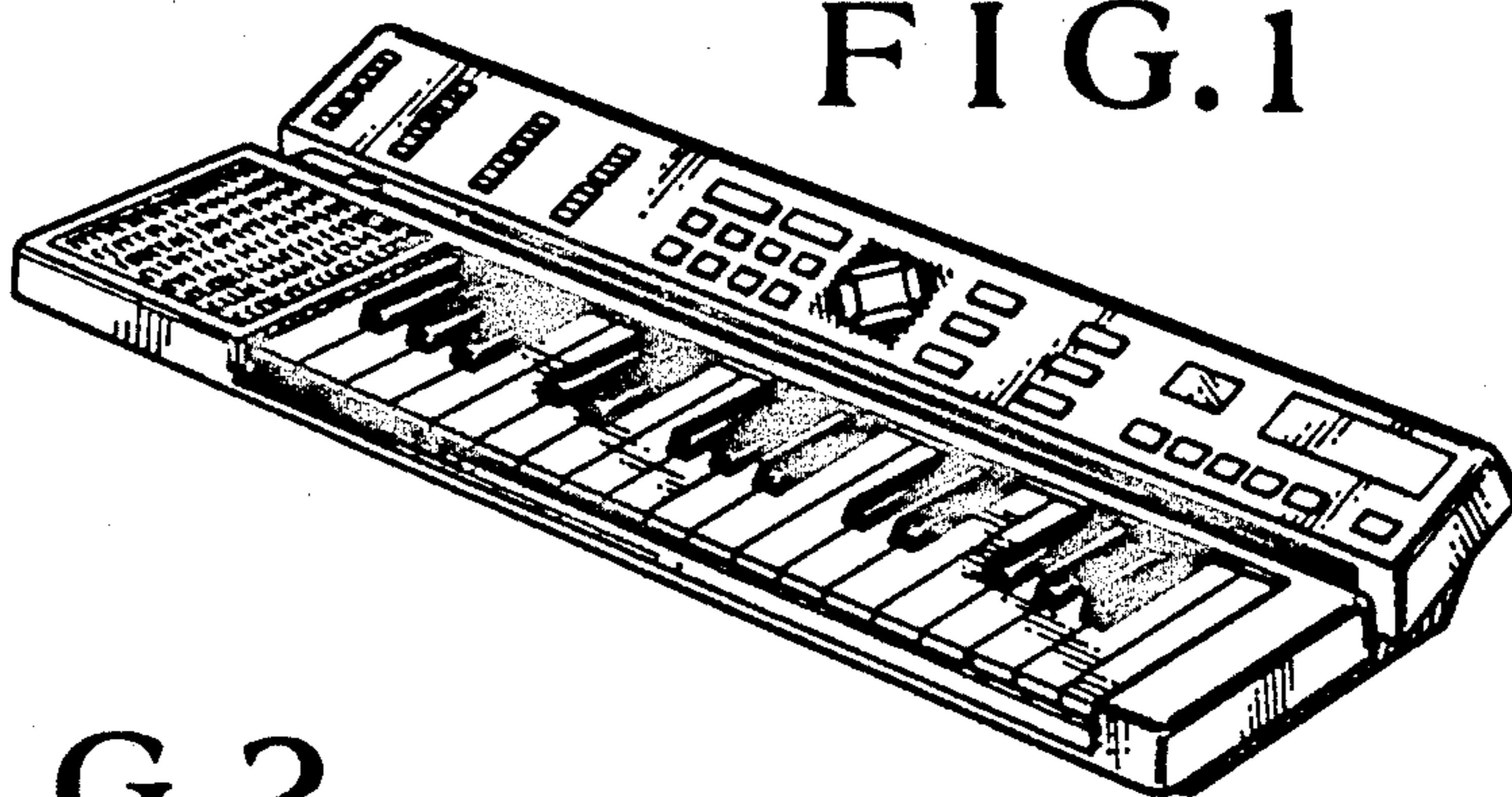


FIG. 1

FIG. 2

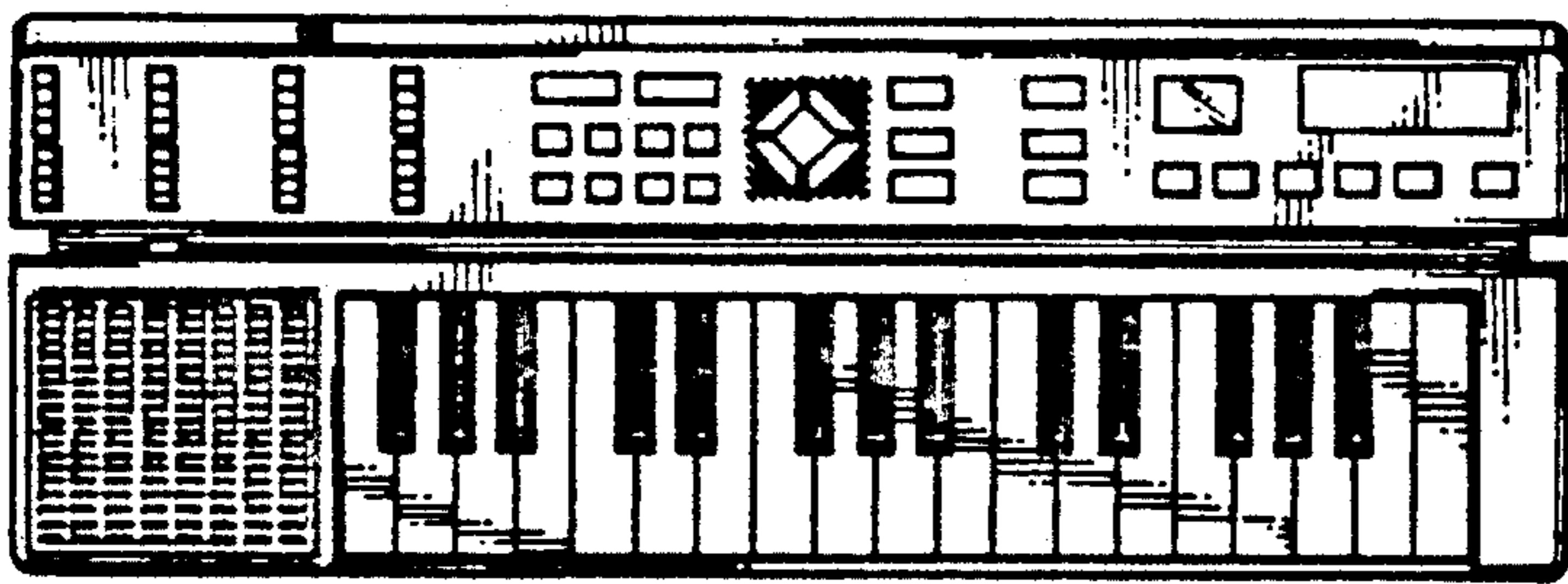


FIG. 3



FIG. 5

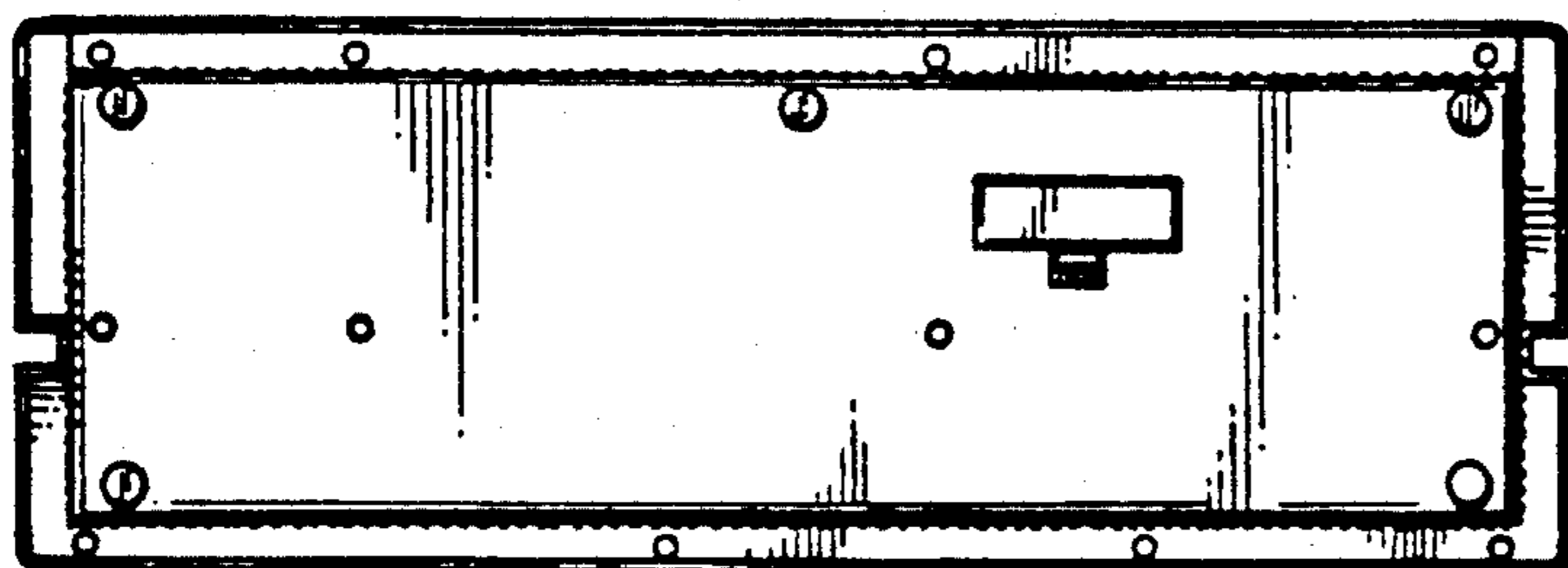


FIG. 6



FIG. 4



FIG. 7



UNITED STATES PATENT AND TRADEMARK OFFICE
CERTIFICATE OF CORRECTION

PATENT NO. : Des. 319,248
DATED : August 20, 1991
INVENTOR(S) : Ikuro Mine

It is certified that error appears in the above-identified patent and that said Letters Patent is hereby corrected as shown below:

On the title page,
In the line identified as [73] "Shizuoka, Japan" should read
--Shizuoka-Ken, Japan--.

In the line identified as [57] "CLAIM" should read
--I CLAIM:--.

Under the DESCRIPTION heading, "FIG. 1 is a top perspective"
should read --FIG. 1 is a top, front perspective--.

Under the DESCRIPTION heading, line 2, "a new design" should
read --my new design--.

Under the DESCRIPTION heading, after FIG. 4 "elevation" should
read --elevational--.

Under the DESCRIPTION heading, after FIG. 6, "elevation"
should read --elevational--.

Under the DESCRIPTION heading, after FIG. 7, "elevation"
should read --elevational--.

Signed and Sealed this

Twenty-eighth Day of December, 1993

Attest:



BRUCE LEHMAN

Attesting Officer

Commissioner of Patents and Trademarks