

[54] PORTABLE RADIOTELEPHONE

[75] Inventors: Akihiko Konno; Masahiko Tabuchi, both of Tokyo, Japan

[73] Assignee: Kabushiki Kaisha Toshiba, Kawasaki, Japan

[**] Term: 14 Years

[21] Appl. No.: 528,459

[22] Filed: May 25, 1990

[30] Foreign Application Priority Data

Dec. 7, 1989 [JP] Japan 1-44237

[52] U.S. Cl. D14/147; D14/138; D14/148

[58] Field of Search D14/138, 147, 148; 379/61, 433; 455/89

[56] References Cited

U.S. PATENT DOCUMENTS

- D. 244,849 6/1977 Todeschini D14/147
- D. 275,950 10/1984 Marshall D14/147
- D. 282,544 2/1986 Wu D14/147
- D. 282,545 2/1986 Inagi et al. D14/58a
- D. 282,738 2/1986 Nichols D14/53
- D. 298,036 10/1988 Watanabe D14/138
- D. 300,742 4/1989 Soren et al. D14/147 X
- D. 300,827 4/1989 Soren et al. D14/148
- D. 304,189 10/1989 Nagele et al. D14/148

- D. 306,298 2/1990 Sawada et al. D14/148 X
- 4,845,772 7/1989 Metroka et al. 379/61
- 4,897,873 1/1990 Beutler et al. 379/433

FOREIGN PATENT DOCUMENTS

- 0086929 4/1988 Japan 455/89
- 755223 2/1989 Japan .

Primary Examiner—Horace B. Fay, Jr.
Attorney, Agent, or Firm—Oblon, Spivak, McClelland, Maier & Neustadt

[57] CLAIM

The ornamental design for a portable radiotelephone, as shown.

DESCRIPTION

FIG. 1 is a top, front and left side perspective view of a portable radiotelephone showing our new design, with an antenna extended;

FIG. 2 is a front elevational view thereof;

FIG. 3 is a top plan view thereof;

FIG. 4 is a bottom plan view thereof;

FIG. 5 is a right side elevational view thereof;

FIG. 6 is a rear elevational view thereof;

FIG. 7 is a front elevational view thereof in a closed position;

FIG. 8 is a right side elevational view thereof in a closed position; and

FIG. 9 is a bottom plan view thereof in a closed position.

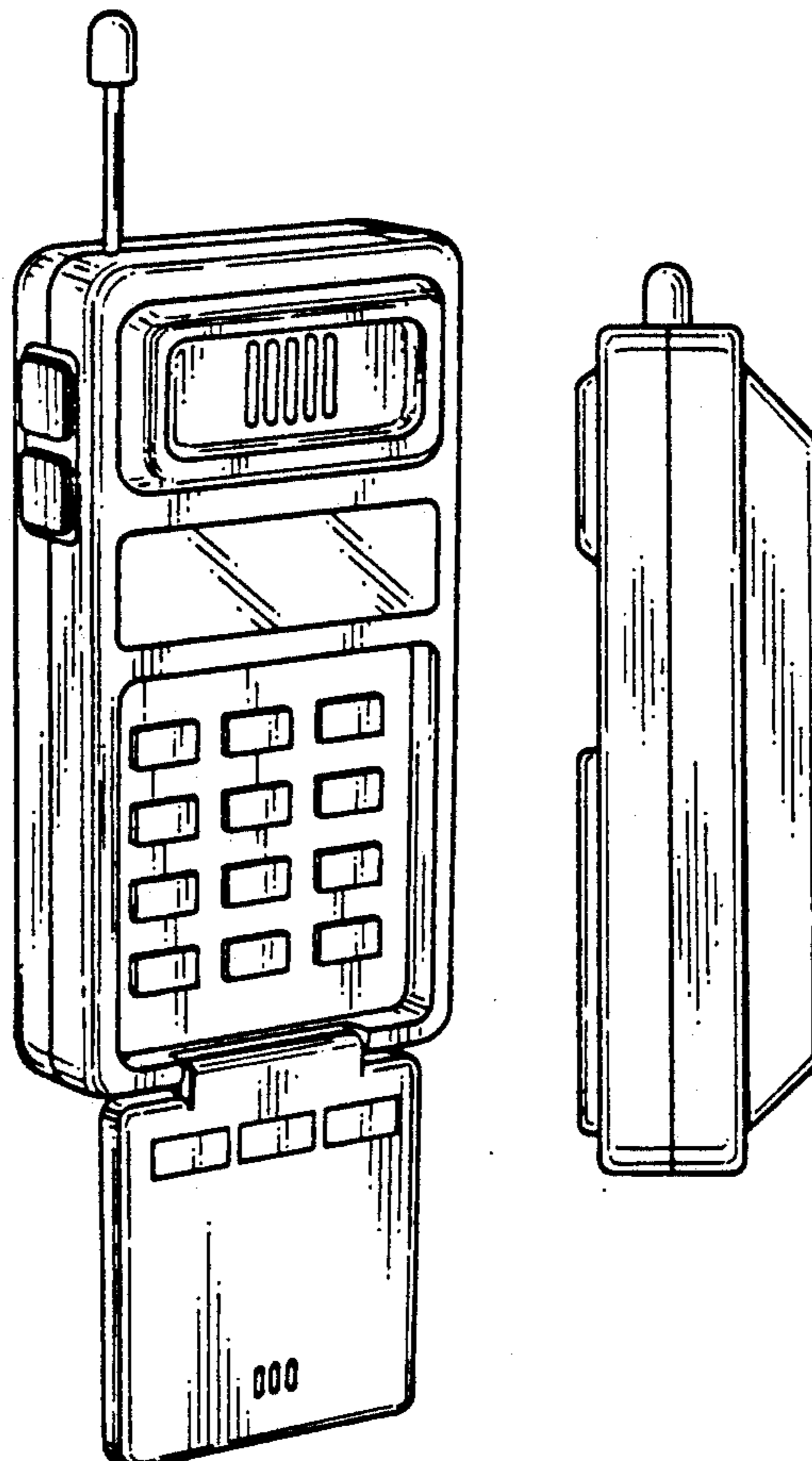


FIG. 1

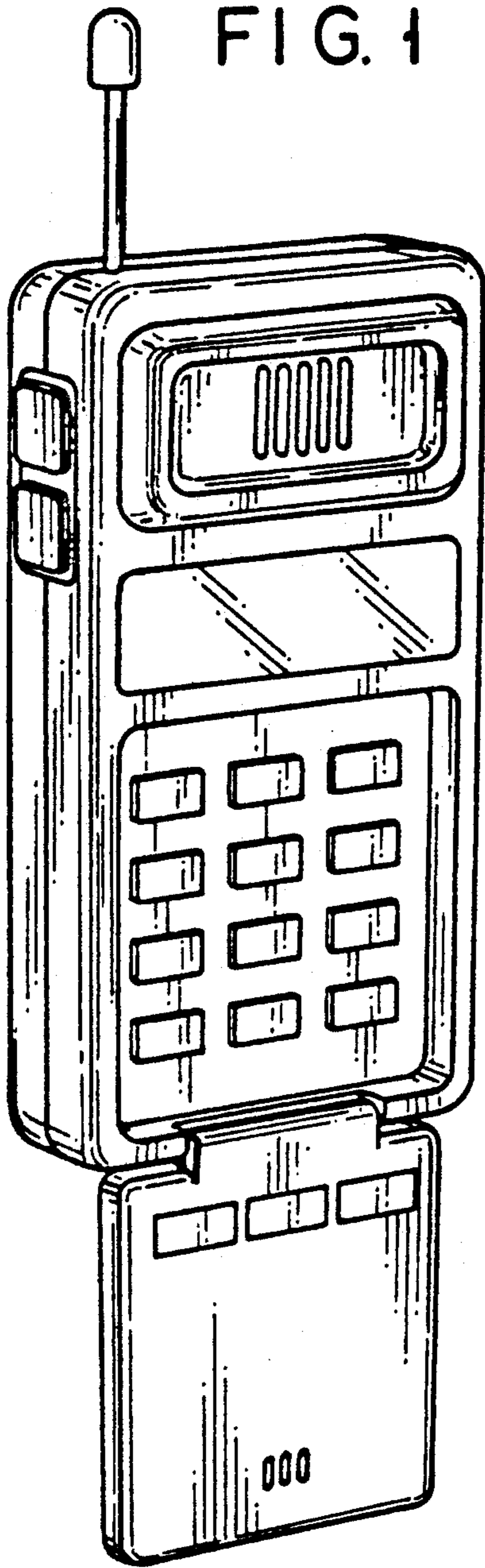


FIG. 2

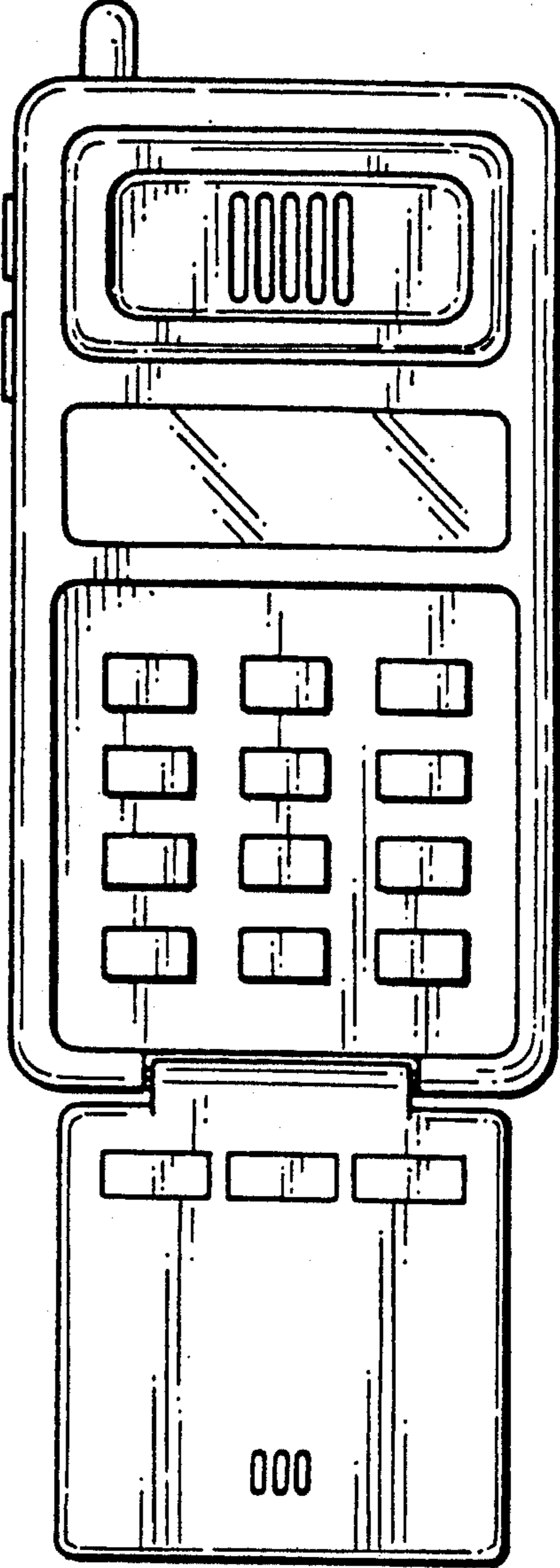


FIG. 3




FIG. 4

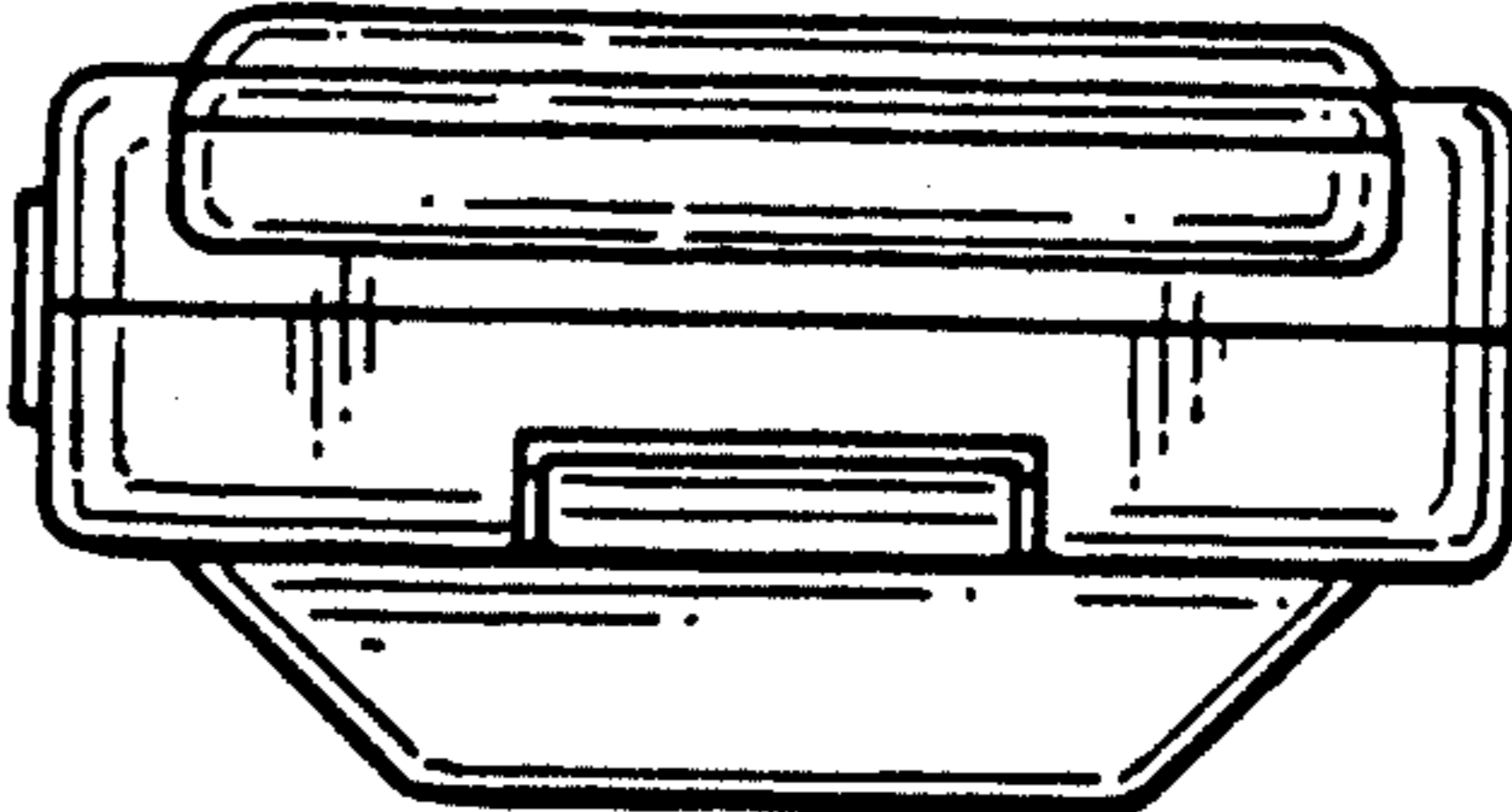


FIG. 5




FIG. 6

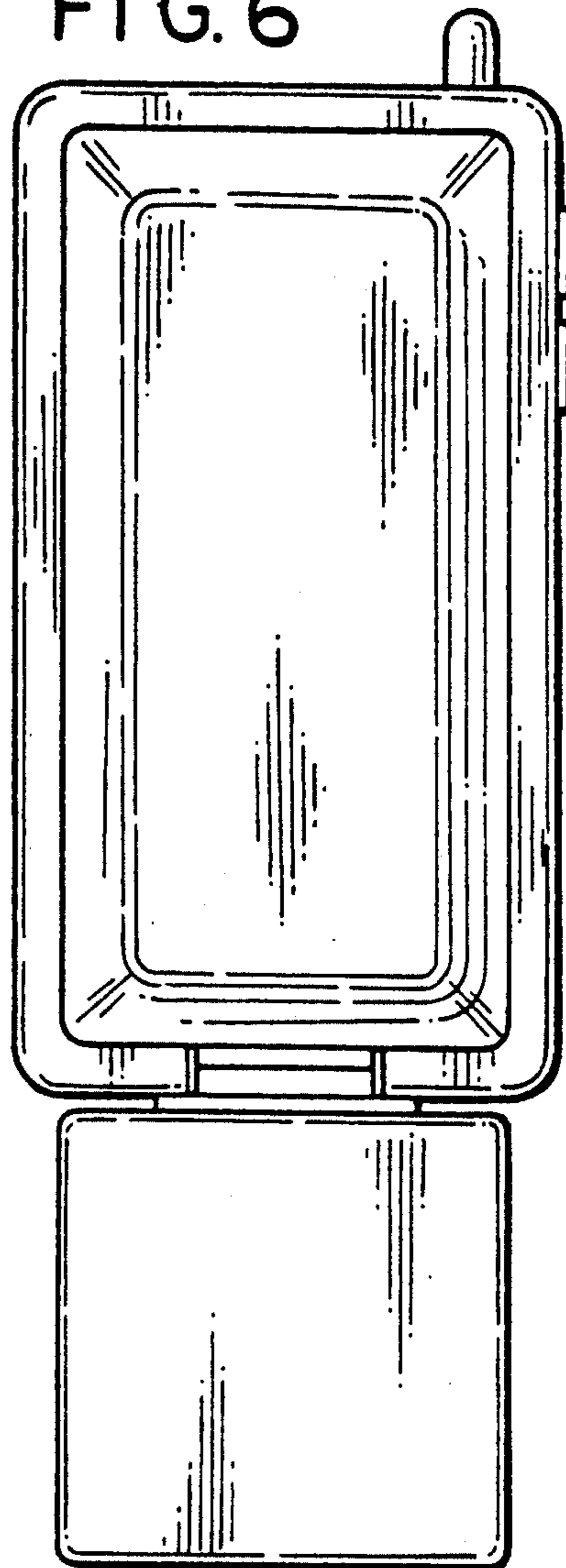


FIG. 7

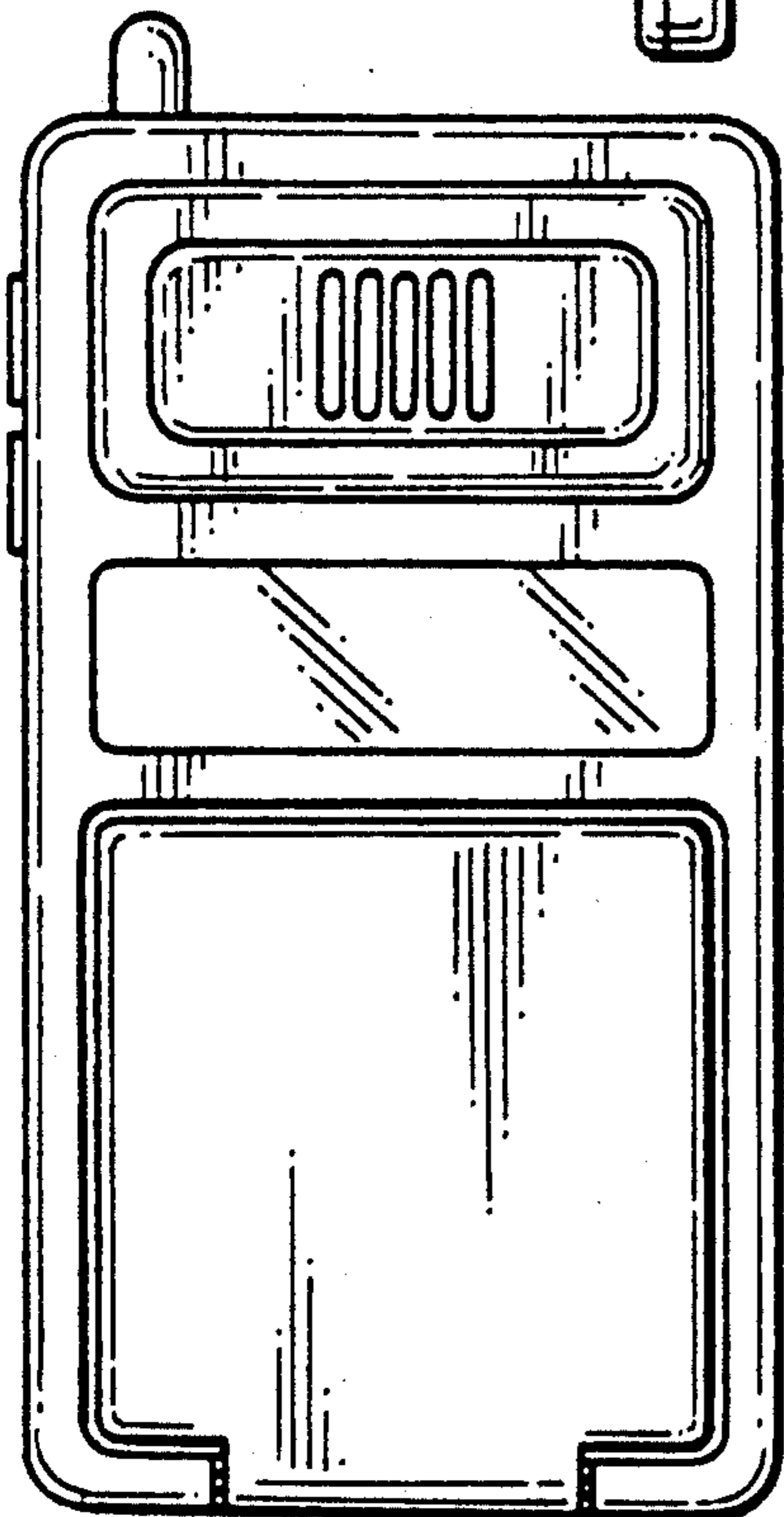


FIG. 8




FIG. 9

