

[54] BRAKE SHOE RIB

4,453,621 6/1984 Warwick et al. 188/250
4,773,512 9/1988 Murakami 188/73.1

[75] Inventors: James H. Sheets, Fort Wayne, Ind.;
Geoffrey T. Paton, Ontario, Canada

FOREIGN PATENT DOCUMENTS

[73] Assignee: Dana Corporation, Toledo, Ohio

650468 2/1951 United Kingdom 188/78

[**] Term: 14 Years

Primary Examiner—James M. Gandy
Assistant Examiner—Melody Brown
Attorney, Agent, or Firm—Marshall & Melhorn

[21] Appl. No.: 107,760

[57] CLAIM

[22] Filed: Oct. 13, 1987

The ornamental design for a brake shoe rib, as shown
and described.

[52] U.S. Cl. D12/180

[58] Field of Search D12/180; 188/325, 327,
188/331, 73.1, 250, 78

DESCRIPTION

[56] References Cited

U.S. PATENT DOCUMENTS

D. 221,145 7/1971 Margetts et al. D12/180
3,091,808 5/1963 Nash 188/331
4,360,959 11/1982 Johannesen 59/417
4,369,863 1/1983 Farr et al. 188/327

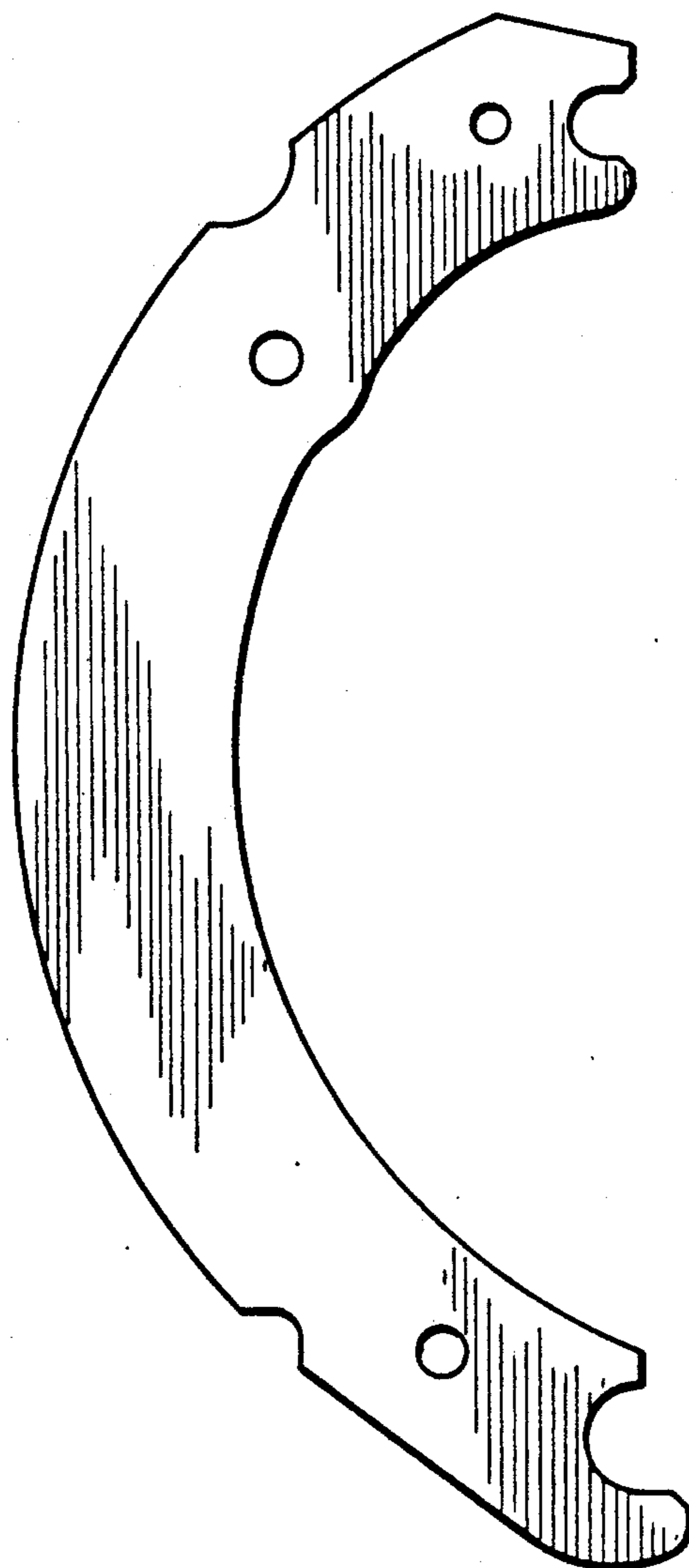
FIG. 1 is a front elevational view of a brake shoe rib
showing my new design, the rear elevational view being
a mirror image thereof;

FIG. 2 is a top plan view thereof;

FIG. 3 is a left side elevational view thereof;

FIG. 4 is a right side elevational view thereof; and

FIG. 5 is a bottom plan view thereof.



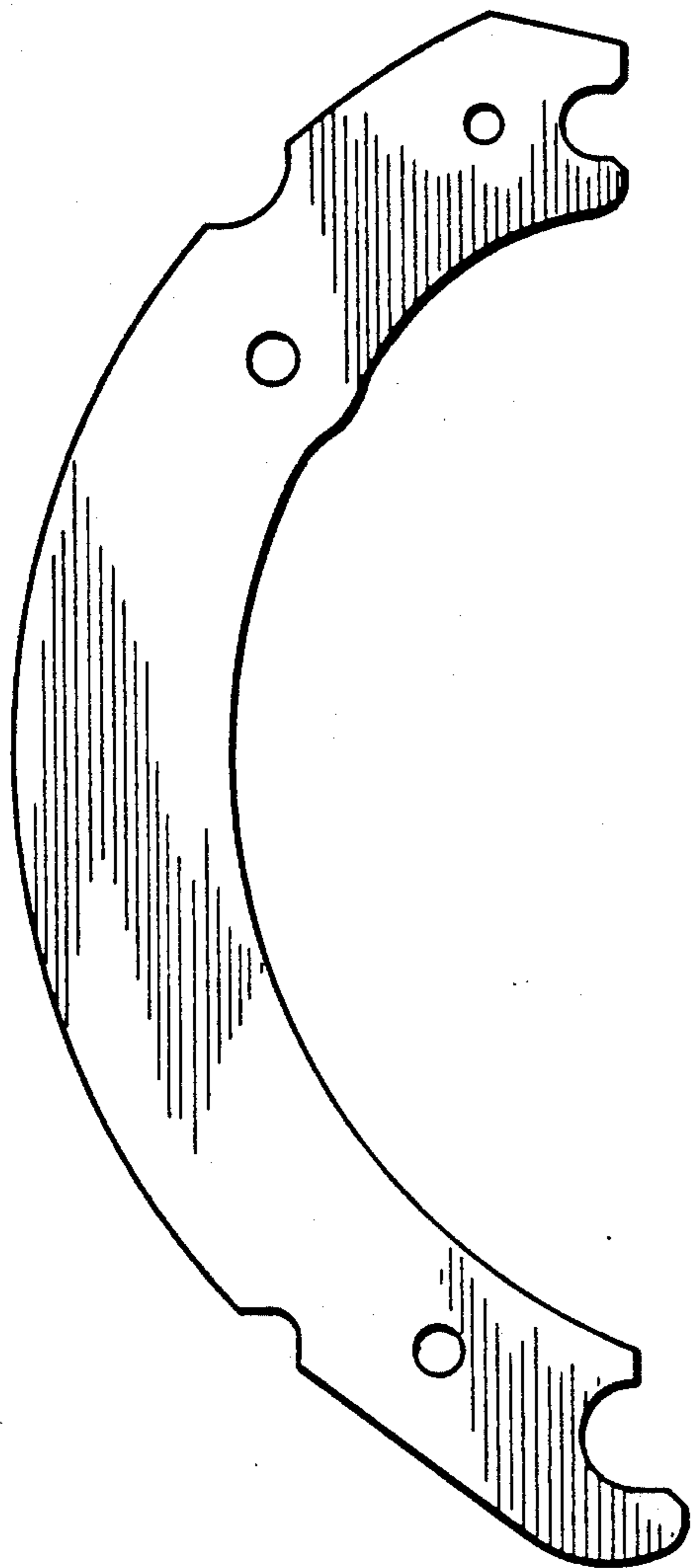


FIG. 1



FIG. 3




FIG. 4



FIG. 2



FIG. 5