

United States Patent [19]

Sheets et al.

[11] Patent Number: **Des. 319,207**

[45] Date of Patent: **** Aug. 20, 1991**

[54] BRAKE SHOE RIB

[75] Inventors: **James H. Sheets, Fort Wayne, Ind.;**
Geoffrey T. Paton, Oro Station,
Canada

[73] Assignee: **Dana Corporation, Toledo, Ohio**

[**] Term: **14 Years**

[21] Appl. No.: **107,759**

[22] Filed: **Oct. 13, 1987**

[52] U.S. Cl. **D12/180**

[58] Field of Search **D12/180; 188/73.1, 327,**
188/250, 331, 78, 325

4,453,621 6/1984 Warwick et al. 188/250
4,773,512 9/1988 Murakami 188/73.1

FOREIGN PATENT DOCUMENTS

650468 2/1951 United Kingdom 188/78

Primary Examiner—James M. Gandy
Assistant Examiner—Melody Brown
Attorney, Agent, or Firm—Marshall & Melhorn

[57] CLAIM

The ornamental design for a brake shoe rib, as shown and described.

DESCRIPTION

FIG. 1 is a front elevational view of a brake shoe rib showing my new design, the rear elevational view being a mirror image thereof;

FIG. 2 is a top plan view thereof;

FIG. 3 is a left side elevational view thereof;

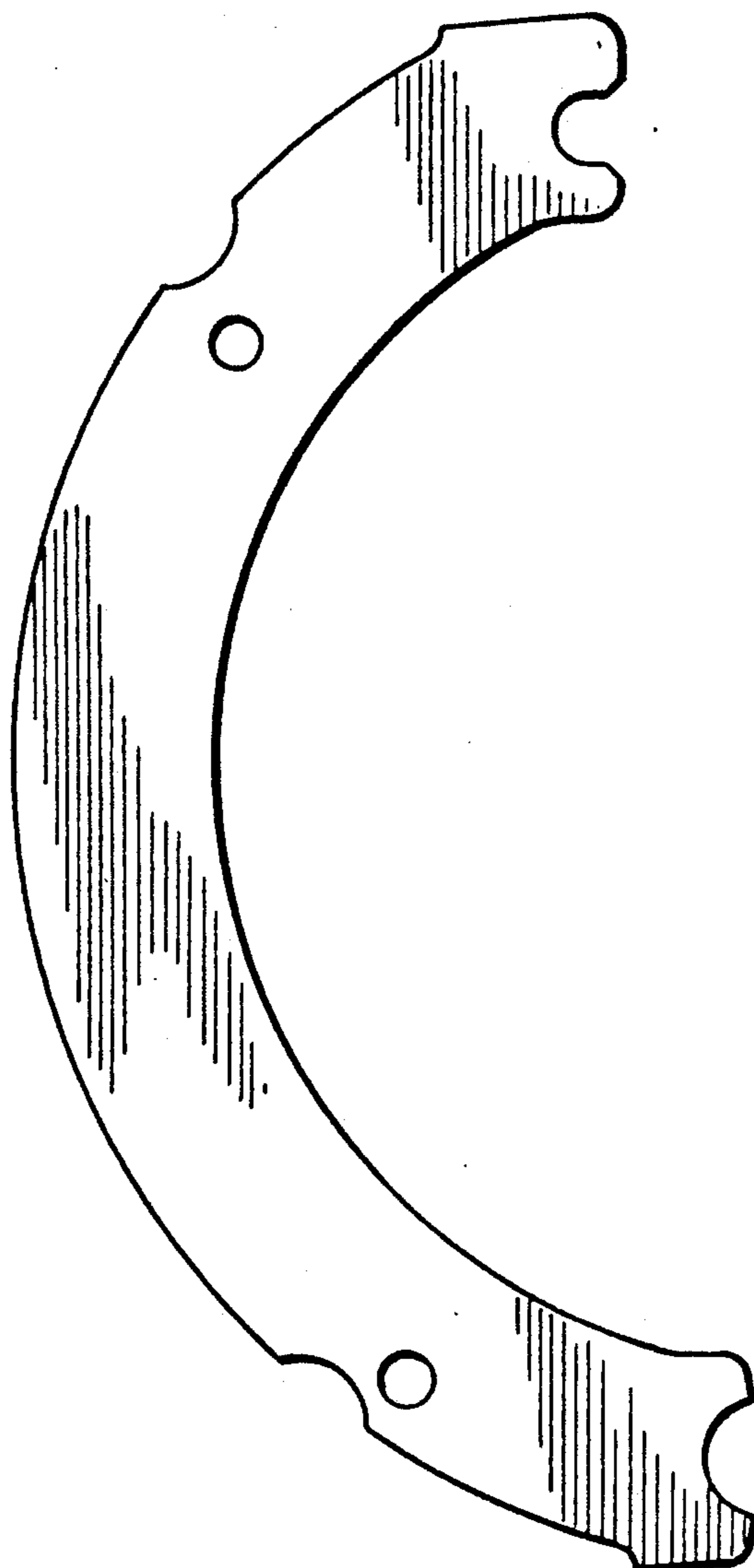
FIG. 4 is a right side elevational view thereof; and

FIG. 5 is a bottom plan view thereof.

[56] References Cited

U.S. PATENT DOCUMENTS

D. 221,145 7/1971 Margetts et al. D12/180
3,091,308 5/1963 Nash 188/331
4,360,959 11/1982 Johannesen 59/417
4,369,863 1/1983 Farr et al. 188/327



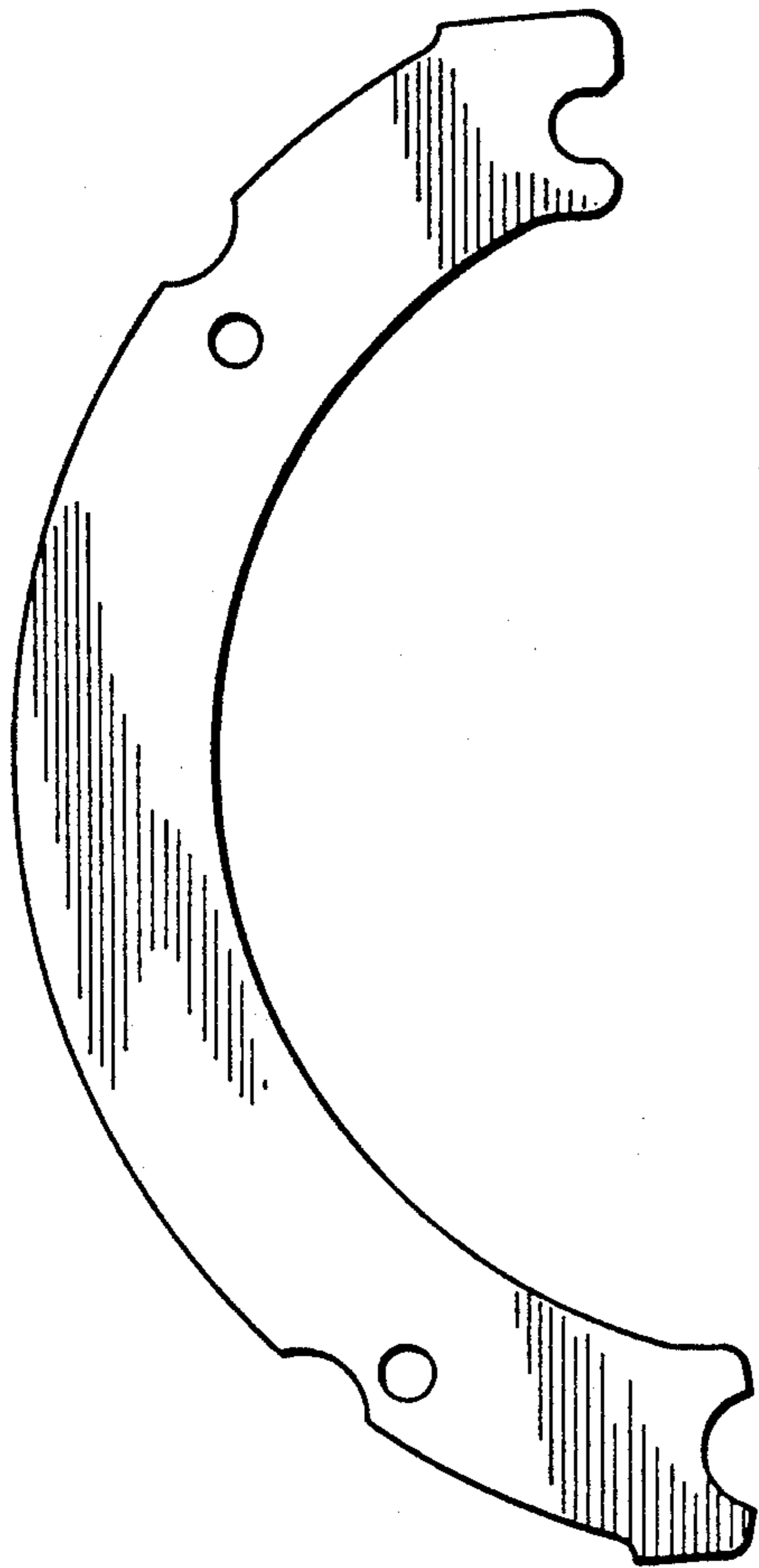


FIG. 1



FIG. 3



FIG. 4




FIG. 2



FIG. 5