

[54] **AEROSOL SPRAY GUARD**  
 [76] Inventor: **Sean T. Pangia**, 135 Seagate Rd.,  
 Palm Beach, Fla. 33480  
 [\*\*] Term: **14 Years**  
 [21] Appl. No.: **246,375**  
 [22] Filed: **Sep. 19, 1988**  
 [52] U.S. Cl. .... **D9/448; D9/453**  
 [58] Field of Search ..... **D9/300, 434, 435, 448,**  
**D9/453; 74/102; 222/402.13, 402.1, 509, 518**

3,918,614 11/1975 Steiman ..... 222/153  
 4,087,027 5/1978 Haas ..... 222/402  
 4,129,235 12/1978 Haas ..... 222/321  
 4,333,589 6/1982 Bush ..... 222/402  
 4,549,674 10/1985 Alticosalian ..... 222/48  
 4,636,102 1/1987 Drake ..... 401/190  
 4,704,742 11/1987 Foster ..... 2/21  
 4,887,744 12/1989 Williams ..... 222/402.1

*Primary Examiner*—B. J. Bullock  
*Assistant Examiner*—Dominic Simone  
*Attorney, Agent, or Firm*—Henderson & Sturm

[56] **References Cited**

**U.S. PATENT DOCUMENTS**

D. 170,451 9/1953 Drell ..... D9/448  
 D. 193,365 8/1962 Corsette ..... D9/448  
 D. 199,209 9/1964 Clevenger et al. .... D9/448  
 D. 201,649 7/1965 Long ..... D9/448  
 D. 204,831 5/1966 Goldberg ..... D9/448  
 D. 217,718 6/1970 Magers ..... D9/448  
 718,652 1/1903 McMillan ..... 2/21  
 3,550,857 12/1970 Ahlberg ..... 239/288  
 3,593,894 7/1971 Kehoe et al. .... 222/402.1  
 3,611,820 10/1971 Hempel ..... 74/102

[57] **CLAIM**

The ornamental design for an aerosol spray guard, as shown and described.

**DESCRIPTION**

FIG. 1 is a perspective view of an aerosol spray guard showing my new design;  
 FIG. 2 is a left side elevational view, the right side being a mirror image;  
 FIG. 3 is a top plan view thereof;  
 FIG. 4 is a front elevational view thereof;  
 FIG. 5 is a bottom plan view thereof.





FIG. 1

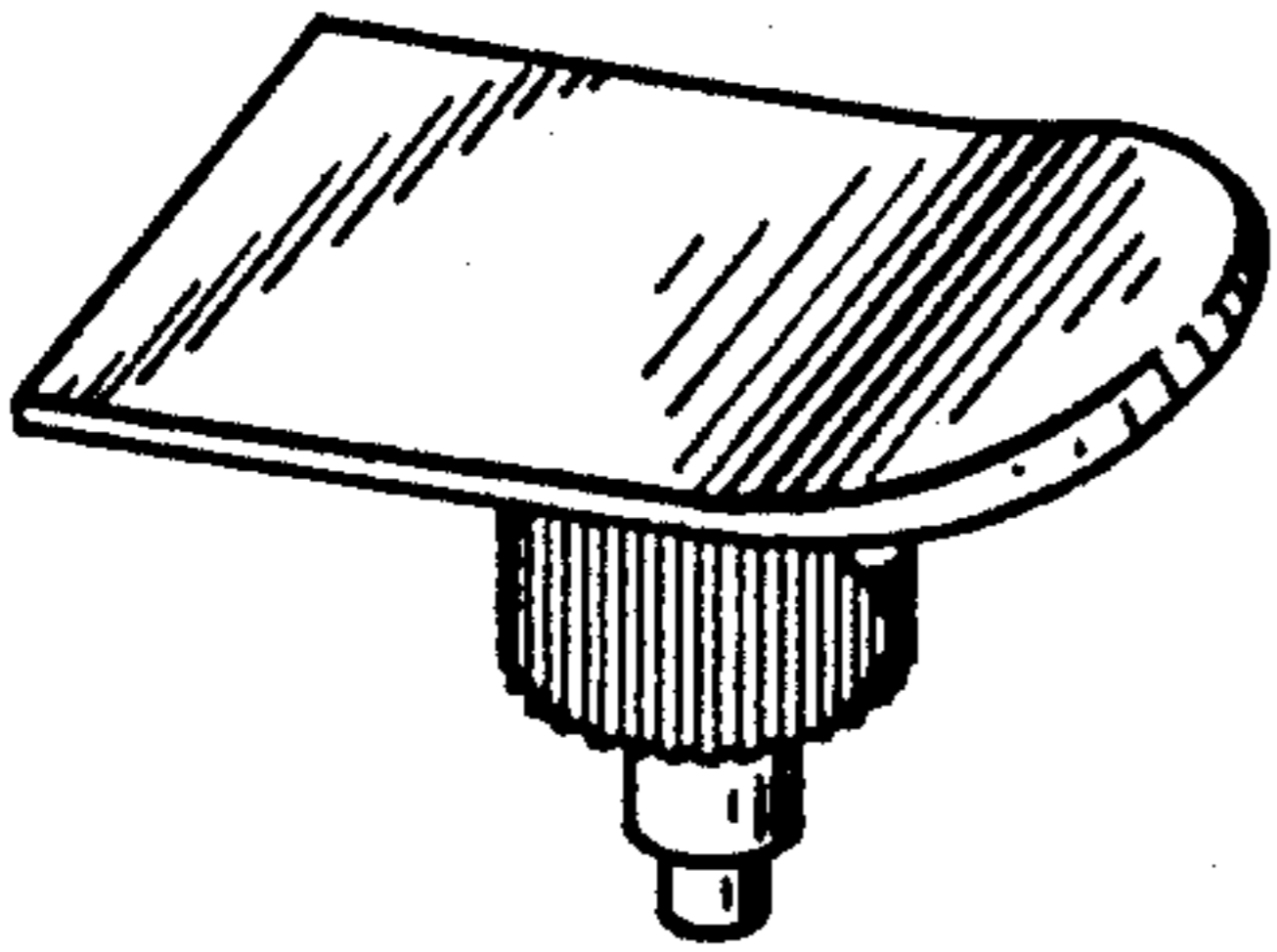


FIG. 2

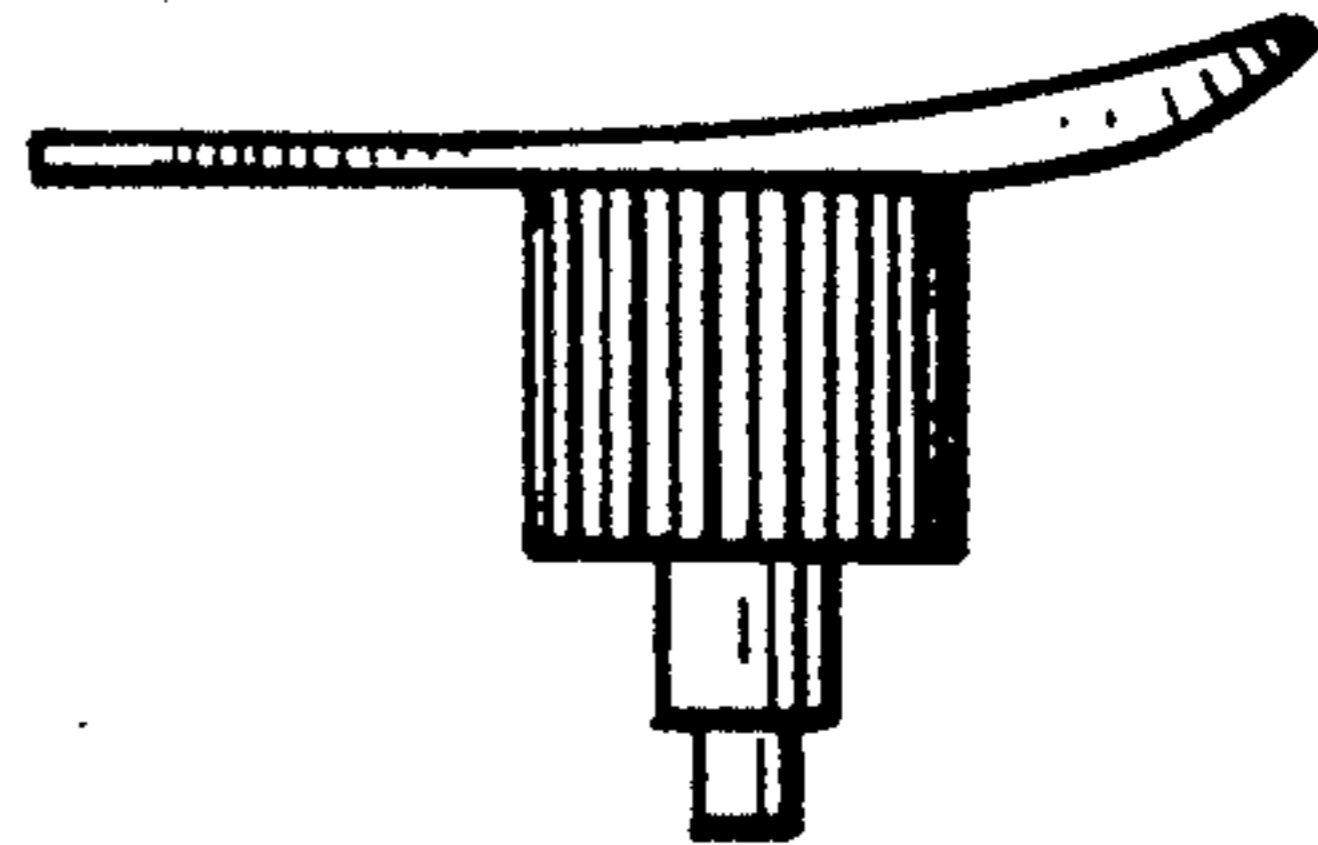


FIG. 3




FIG. 4




FIG. 5

