

[54] DISPENSER FOR LIQUID DETERGENT OR SIMILAR ARTICLE

[75] Inventor: Hans Halm, Herne, Fed. Rep. of Germany

[73] Assignee: Henkel Kommanditgesellschaft auf Aktien, Duesseldorf-Holthausen, Fed. Rep. of Germany

[**] Term: 14 Years

[21] Appl. No.: 340,316

[22] Filed: Apr. 18, 1989

[30] Foreign Application Priority Data

Oct. 18, 1988 [DE] Fed. Rep. of Germany DMA000856

[52] U.S. Cl. D9/366; D7/591; D9/393; D23/366

[58] Field of Search D9/366, 377, 393, 390-399, D9/339, 359-365, 367, 424, 435, 447, 452, 359-365, 414, 428, 429; 215/1 R, 1 C; 222/463, 158, 478, 52; D7/590-594, 596, 597, 589; D23/366-369, 207, 208, 209; D32/3, 35; 239/34-60; 68/171, 17 A, 17 R

[56] References Cited

U.S. PATENT DOCUMENTS

D. 91,437	1/1934	Nielsen	D9/392 X
D. 125,277	2/1941	Landwehr et al.	D7/593
D. 135,569	4/1943	Buckingham	D9/385
D. 187,345	3/1960	Fuerst	D9/393
D. 212,753	11/1968	Tughan	D23/369
D. 236,936	9/1975	Achenbach	D9/396 X
D. 254,930	5/1980	Mandon et al.	D23/369
D. 265,971	8/1982	Kaufman	D9/337
1,232,485	7/1917	Bloom	215/1 R



Primary Examiner—Melvin B. Feifer
Assistant Examiner—Lucy Lieberman
Attorney, Agent, or Firm—Ernest G. Szoke; Wayne C. Jaeschke; Kenneth Watov

[57] CLAIM

The ornamental design for a dispenser for liquid detergent or similar article, as shown and described.

DESCRIPTION

FIG. 1 is a front elevational view of a dispenser for liquid detergent or similar article showing my new design, the rear elevation is the same;
FIG. 2 is a side elevational view thereof, the opposite side is the same;
FIG. 3 is a top plan view thereof; and
FIG. 4 is a bottom plan view thereof.



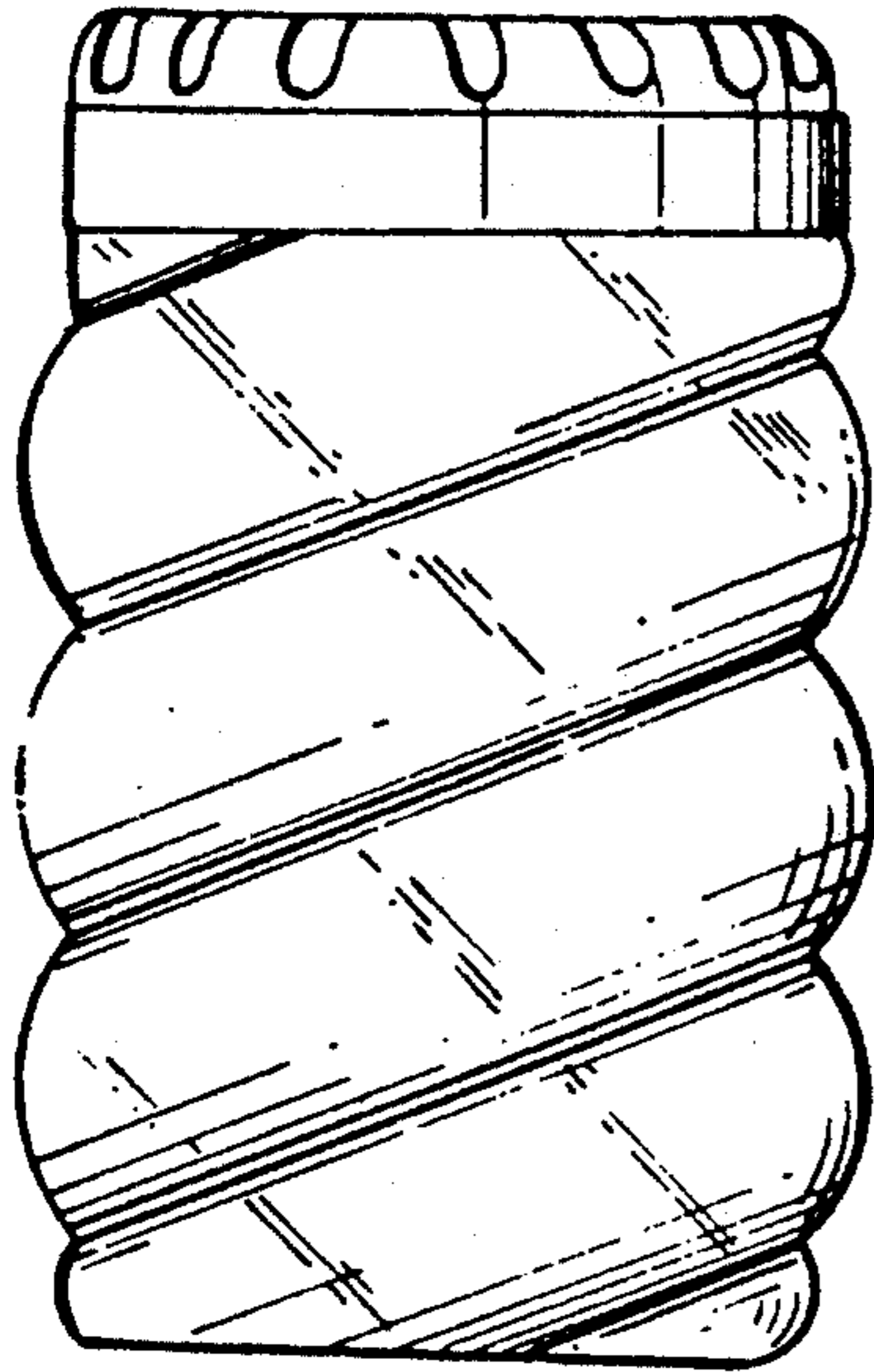


FIG. 1

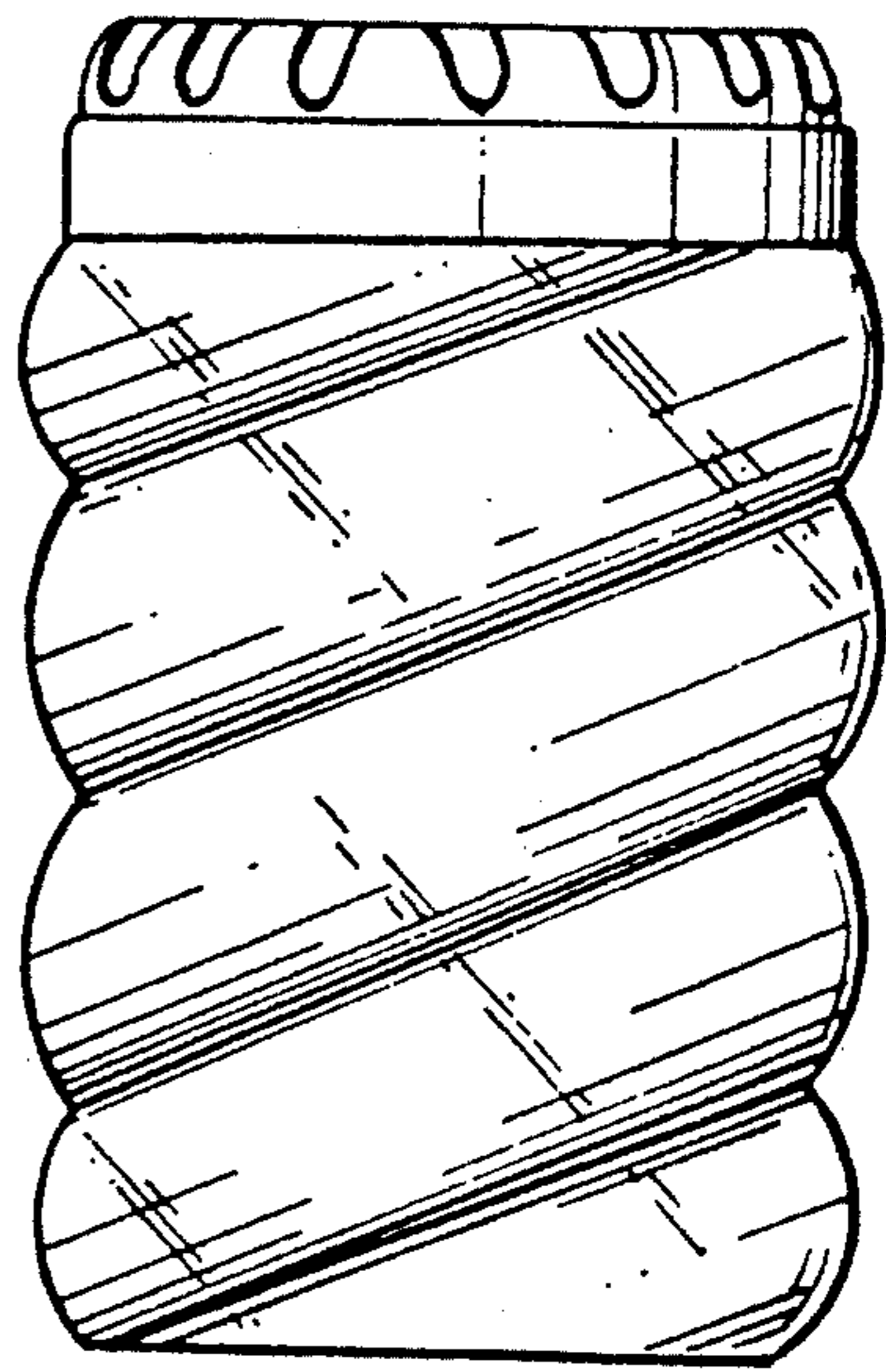


FIG. 2




FIG. 3

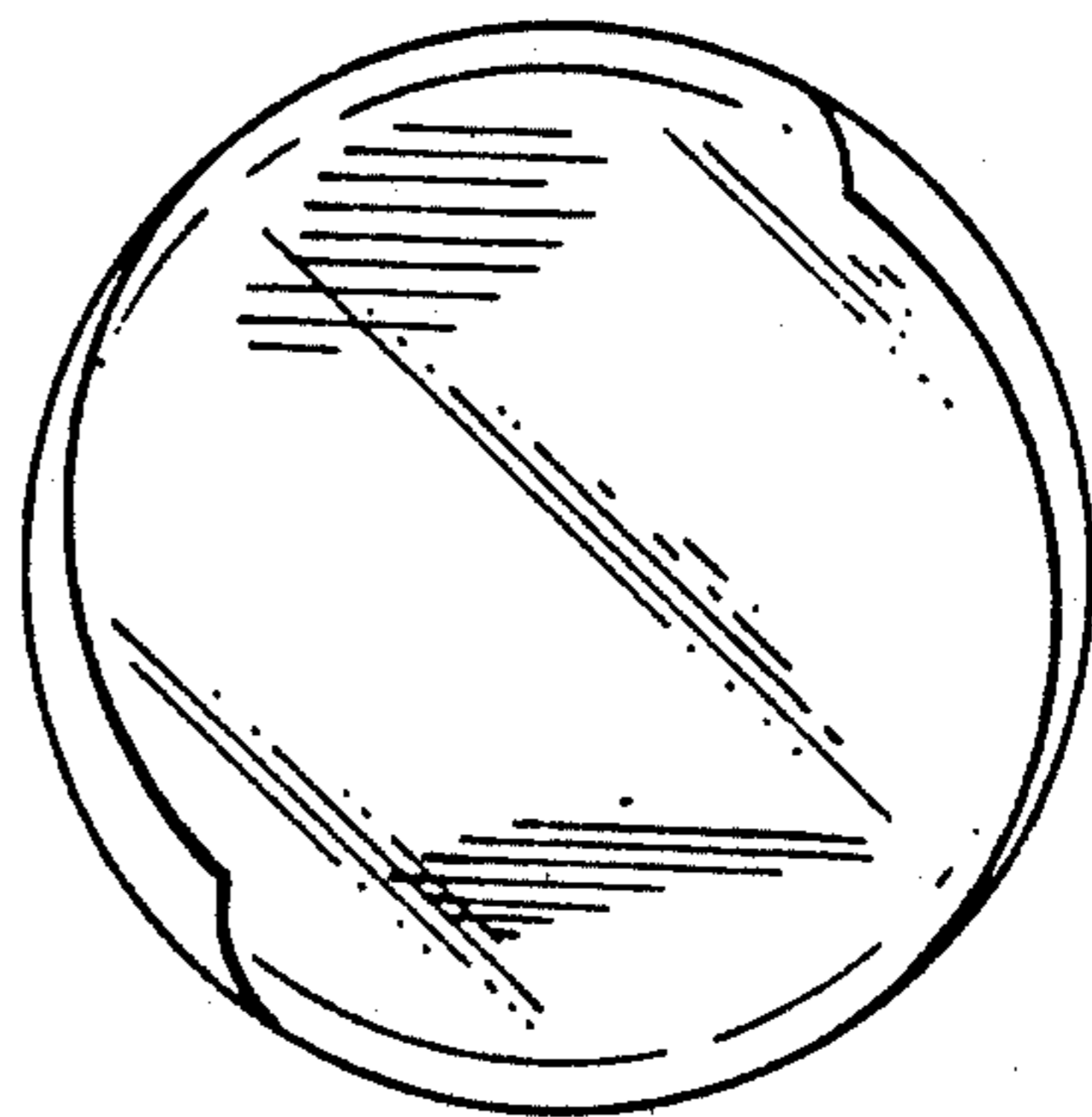


FIG. 4