

[54] COMBINED DISPENSING CONTAINER AND CAP

[75] Inventors: Merlin R. Ruesch, Chagrin Falls; Jeffrey M. Kalman, Cleveland Heights, both of Ohio

[73] Assignee: Loctite Corporation, Newington, Conn.

[**] Term: 14 Years

[21] Appl. No.: 398,129

[22] Filed: Aug. 24, 1989

[52] U.S. Cl. D9/300; D9/338; D9/377; D9/406

[58] Field of Search D9/300, 302, 367, 377, D9/389, 400-401, 403-408, 431, 338; D28/91.1, 85; 215/1 C; 222/92, 105, 206

[56] References Cited

U.S. PATENT DOCUMENTS

D. 92,533 6/1934 Graham D9/406
D. 124,861 1/1941 Leach, Sr. D9/389

D. 198,289 5/1964 Johns D9/404
D. 204,553 8/1966 Weckman D9/405 X
D. 264,438 5/1982 Thompson D9/407
D. 277,364 1/1985 Nightingale, III D9/424
D. 310,962 10/1990 Dinand D9/377
2,684,789 7/1954 Marchant 222/215

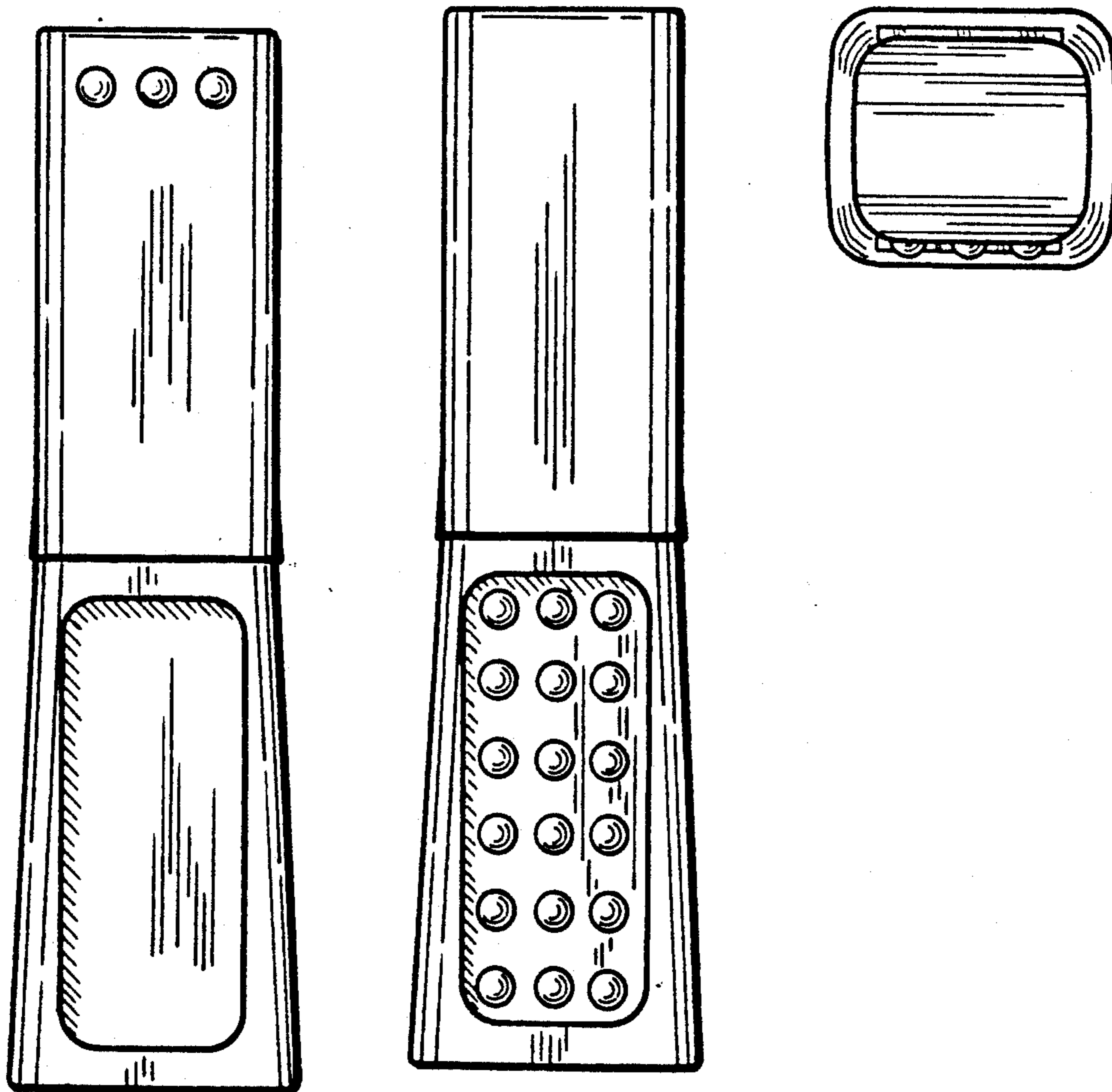
Primary Examiner—Bernard Ansher
Assistant Examiner—C. Tuttle
Attorney, Agent, or Firm—Edward K. Welch, II;
Eugene F. Miller

[57] CLAIM

The ornamental design for a combined dispensing container and cap, as shown and described.

DESCRIPTION

FIG. 1 is a front elevational view of a combined dispensing container and cap showing our new design; FIG. 2 is a right side elevational view thereof; FIG. 3 is a rear elevational view thereof; FIG. 4 is a left side elevational view thereof; FIG. 5 is a top plan view thereof; and FIG. 6 is a bottom plan view thereof.



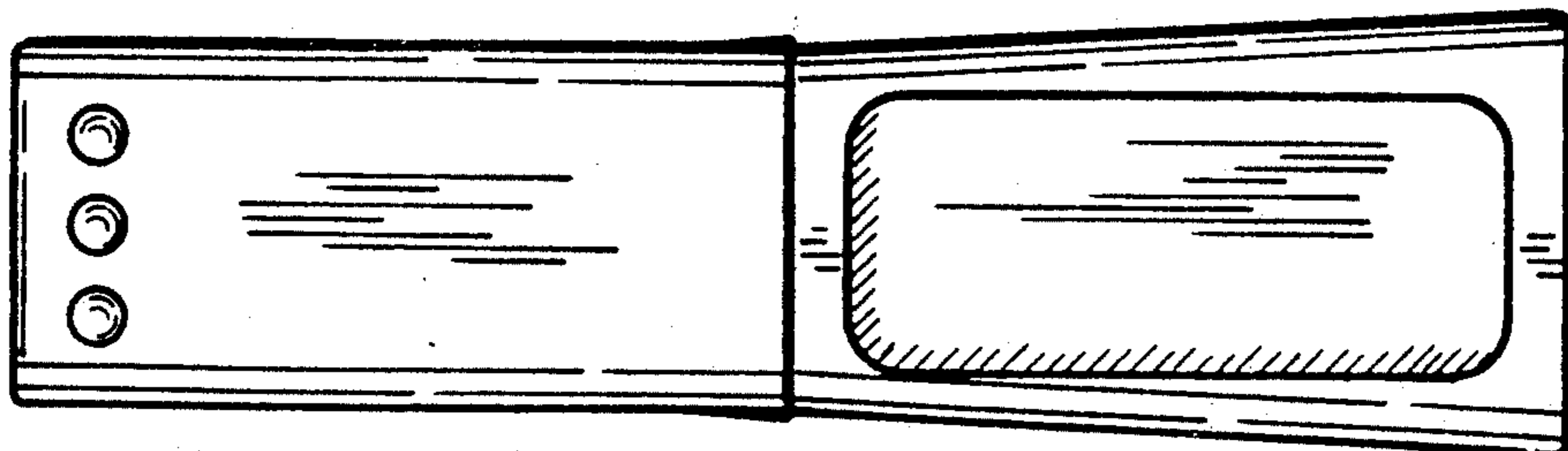


FIG. 1

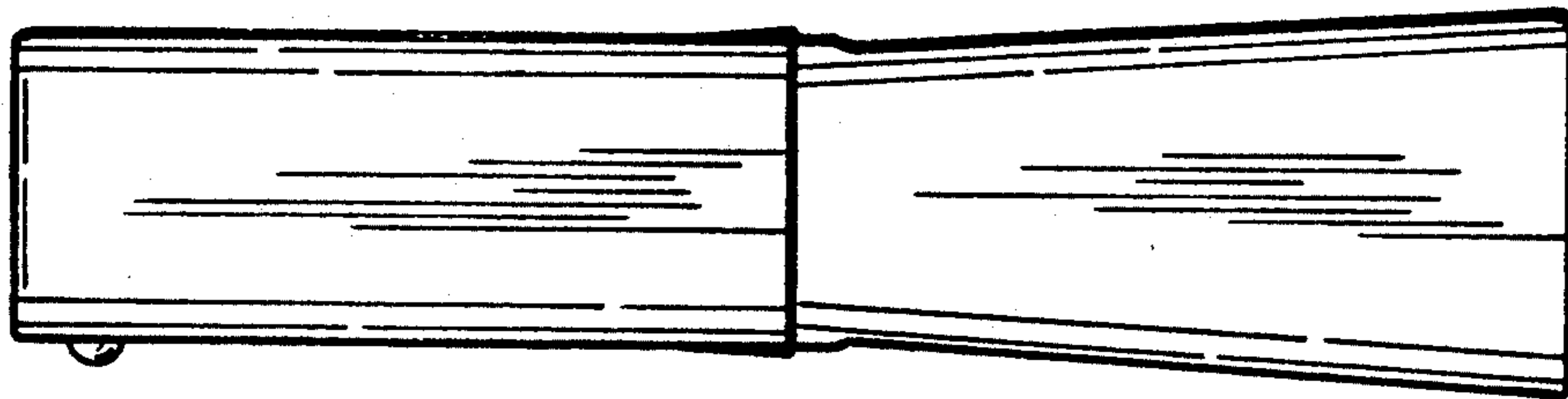


FIG. 2

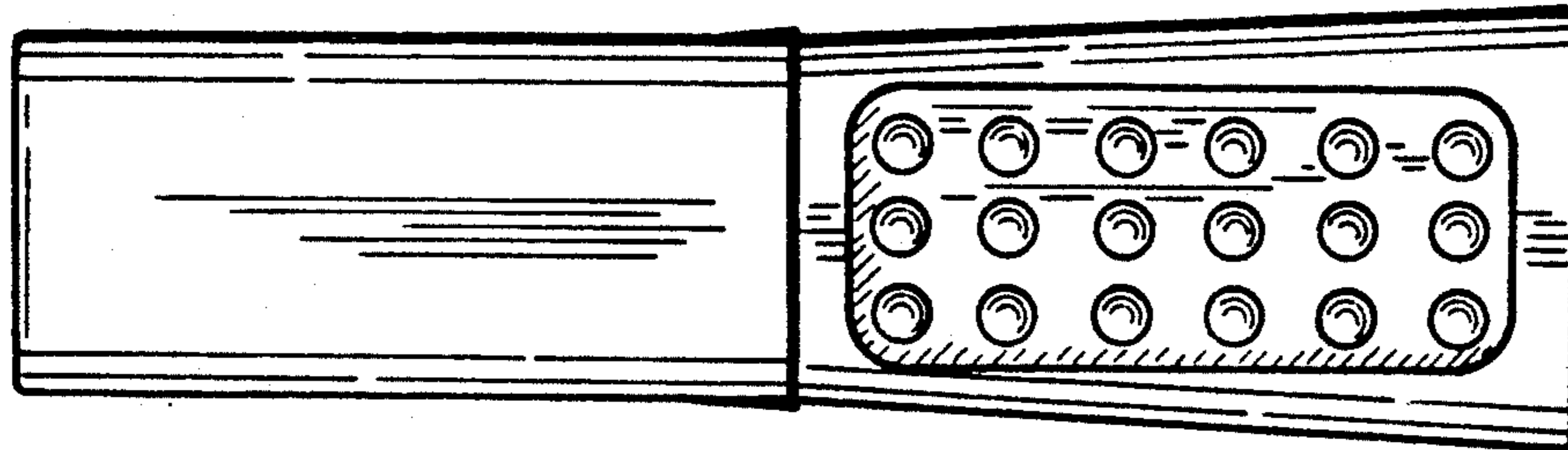


FIG. 3




FIG. 4

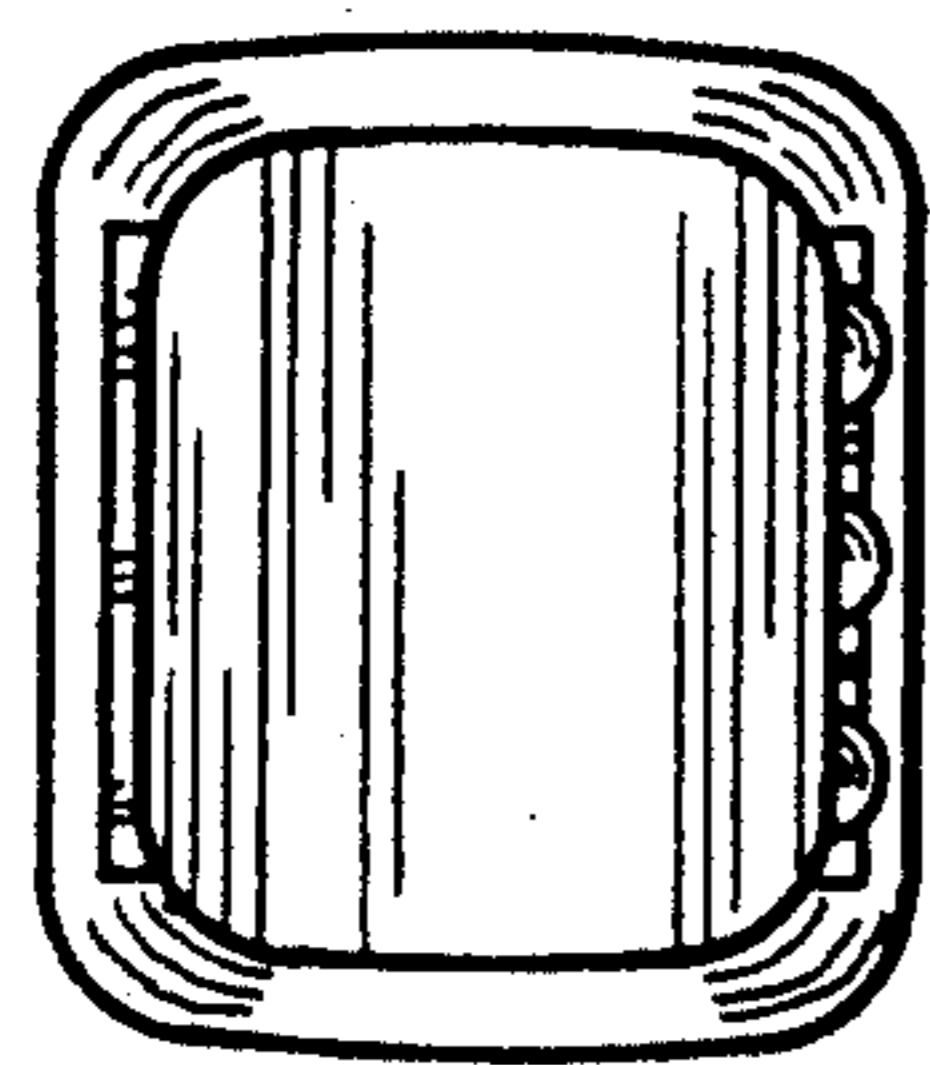


FIG. 5




FIG. 6