

[54] HANDLE FOR A KITCHEN TOOL
 [75] Inventor: Gunter Rosenthal, St. Benoit, Canada
 [73] Assignee: G. Rosenthal Import Ltd., Quebec, Canada
 [**] Term: 14 Years
 [21] Appl. No.: 321,161
 [22] Filed: Mar. 9, 1989
 [52] U.S. Cl. D7/395; D7/652; D8/107

[58] Field of Search D7/393-395, D7/361, 649-652, 696, 691, 662-664, 669, 693-695, 642, 645, 647, 653, 688; D22/118; 16/110 R, 110 A, DIG. 19; 30/322, 324; D8/107, 99, 98, 303

[56] **References Cited**
U.S. PATENT DOCUMENTS

D. 118,401 1/1940 Zimmer D7/395
 D. 139,548 11/1944 Greene D7/649

D. 148,049 12/1947 Caldwell D8/99
 D. 160,980 11/1950 Wagner D7/395
 D. 201,253 6/1965 Munson et al. D7/395

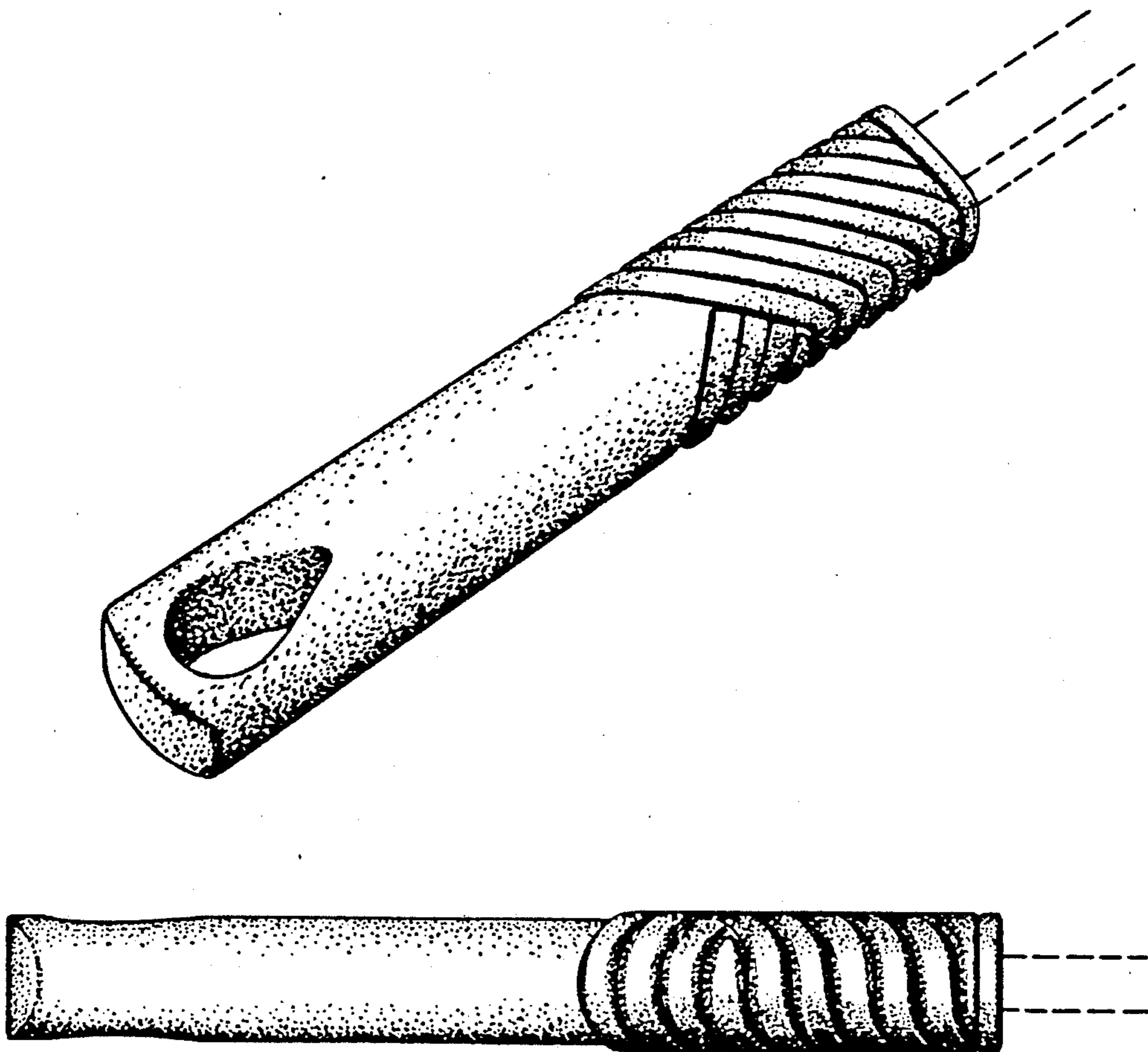
Primary Examiner—Winifred E. Hermann
Attorney, Agent, or Firm—Klauber & Jackson

[57] **CLAIM**

The ornamental design for a handle for a kitchen tool, as shown and described.

DESCRIPTION

FIG. 1 is a top perspective view of a handle for a kitchen tool showing my new design;
 FIG. 2 is a top plan view with the bottom being a mirror image thereof;
 FIG. 3 is a side elevational view with the side opposite being identical thereto;
 FIG. 4 is a right end elevational view thereof; and
 FIG. 5 is a left end elevational thereof.
 The broken line showing of a fragment of a handle stem in FIGS. 1-3 is illustrative of environmental structure only and forms no part of the claimed design.



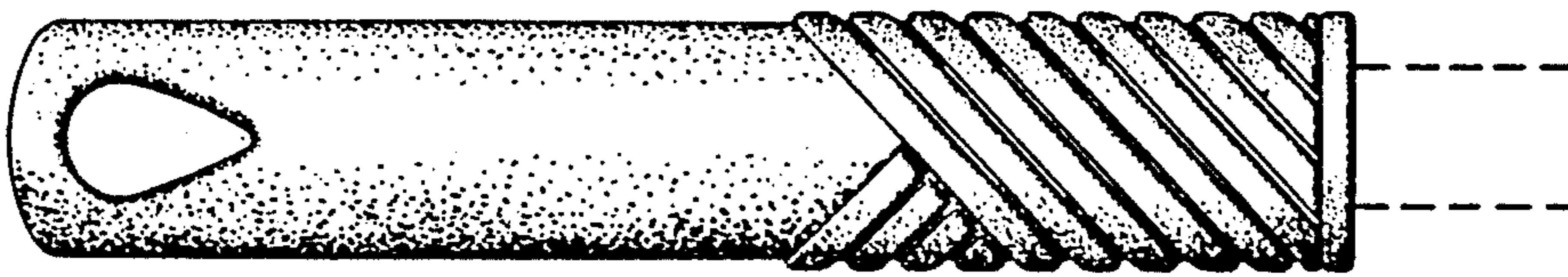
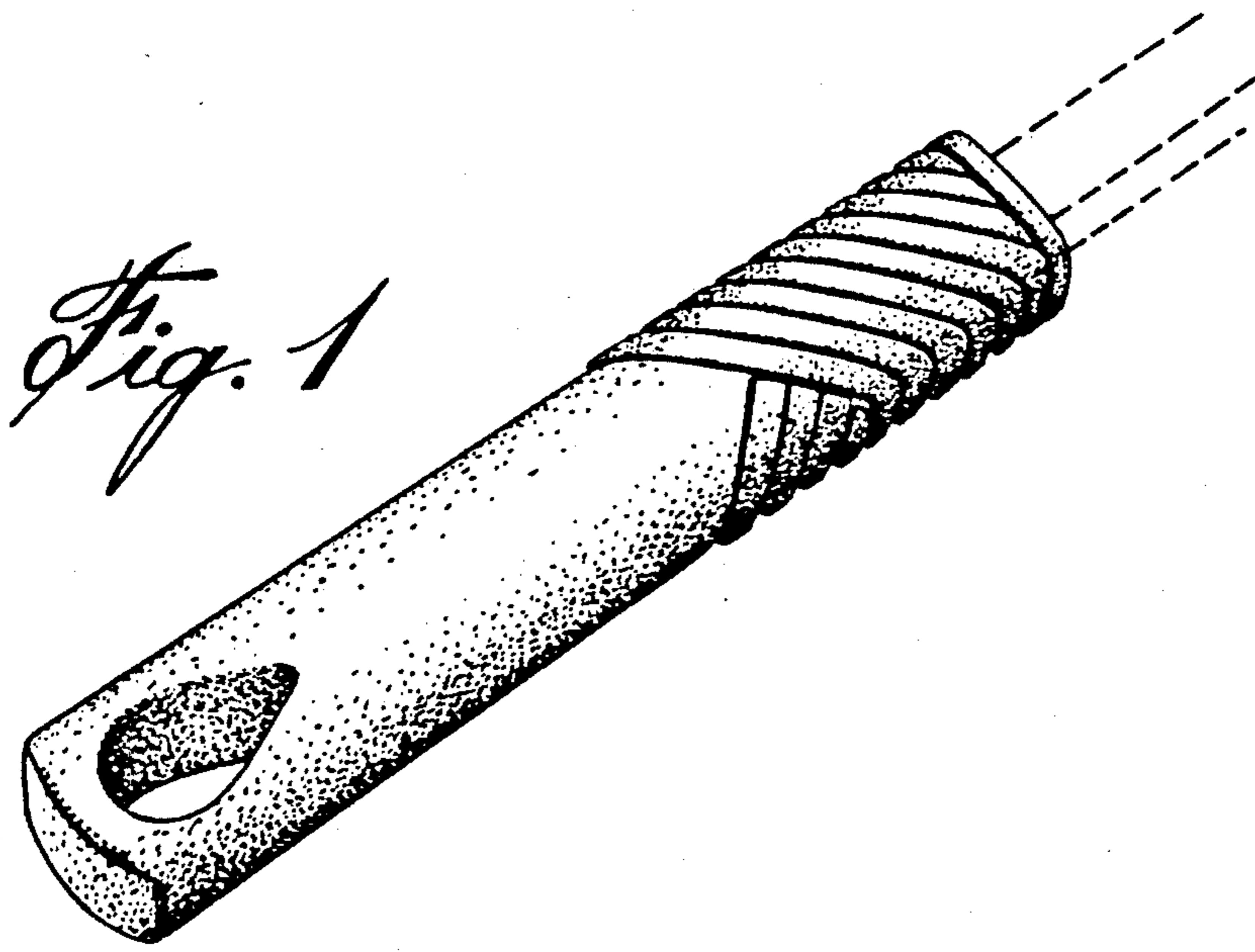


Fig. 2



Fig. 3




Fig. 4

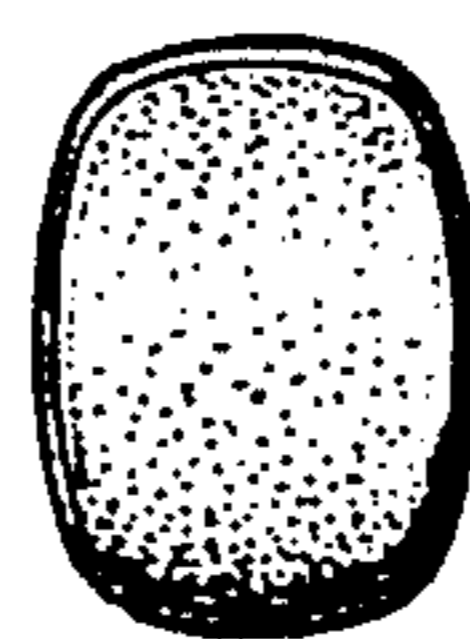


Fig. 5