

United States Patent [19]

[11] Patent Number: Des. 319,162

Rainwater

[45] Date of Patent: ** Aug. 20, 1991

[54] **COMBINED KEYBOARD AND PAD HOLDER**

[76] Inventor: Orman M. Rainwater, 421 N. Kenwood Ave., #8, Glendale, Calif. 91206

[**] Term: 14 Years

[21] Appl. No.: 313,138

[22] Filed: Feb. 21, 1989

[52] U.S. Cl. D6/569

[58] Field of Search D6/512, 553, 566-567, D6/572; D11/132-133; 211/13, 44, 48, 70.6, 86-87; D19/65, 77-78, 86, 90-91; 312/245

[56] **References Cited**

U.S. PATENT DOCUMENTS

Re. 24,862 8/1960 Odlum et al. D6/553 X

D. 270,023 8/1983 Sheldon D6/566
D. 283,962 5/1986 Hagedorn et al. D6/553
4,326,761 4/1982 Schwartz 312/245 X

Primary Examiner—Wallace R. Burke
Assistant Examiner—Brian N. Vinson
Attorney, Agent, or Firm—Frank L. Zugelter

[57] **CLAIM**

The ornamental design for a combined keyboard and pad holder, as shown and described.

DESCRIPTION

FIG. 1 is a front, bottom, and left side perspective view of a combined keyboard and pad holder showing my new design;

FIG. 2 is a reduced top plan view thereof;

FIG. 3 is a reduced left side elevational view thereof;

FIG. 4 is a reduced right side elevational view thereof;

FIG. 5 is a reduced rear elevational view thereof; and

FIG. 6 is a reduced bottom plan view thereof.




FIG. 2.

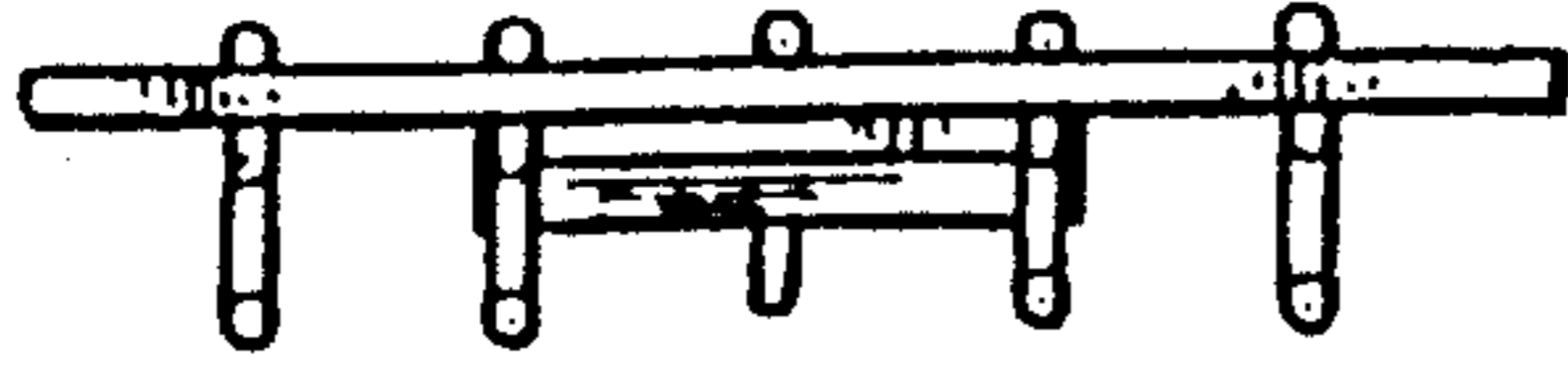


FIG. 4.



FIG. 1.

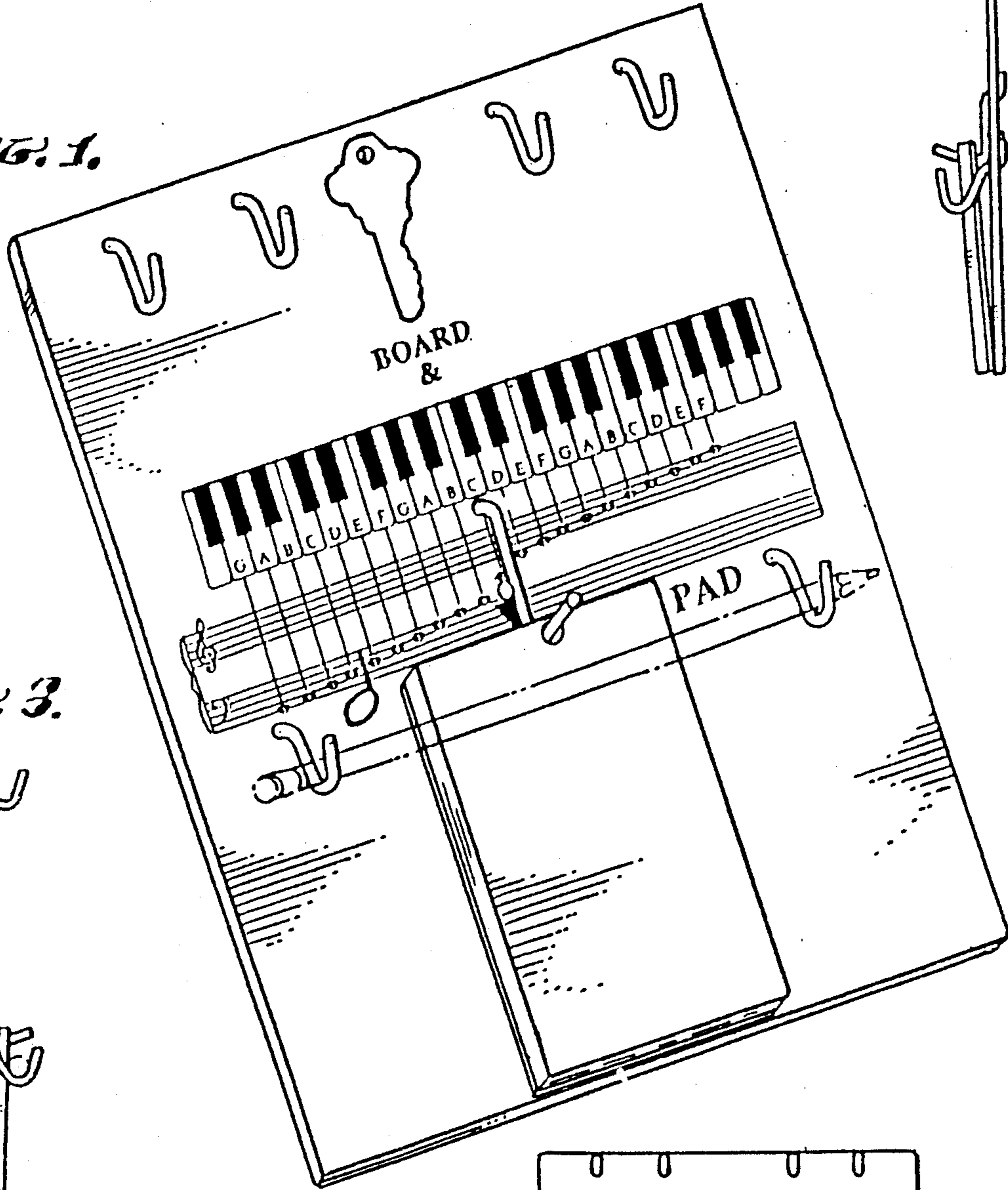


FIG. 3.

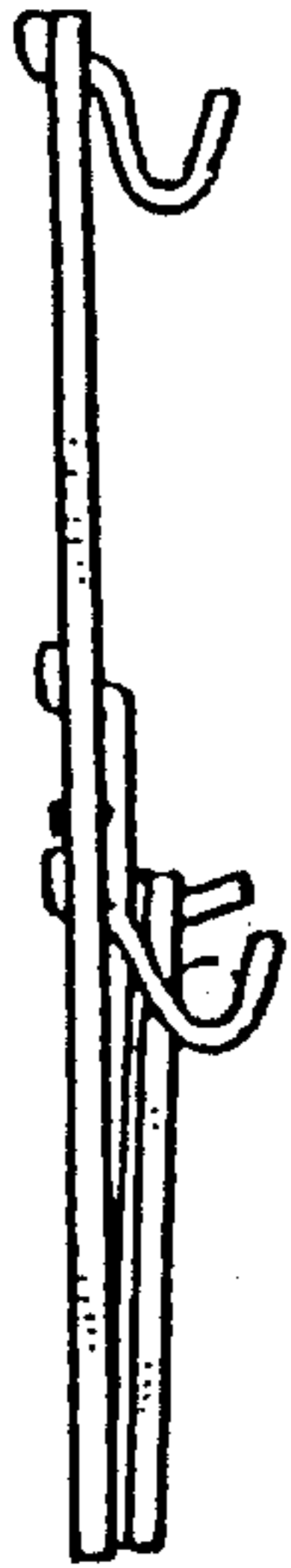


FIG. 5.

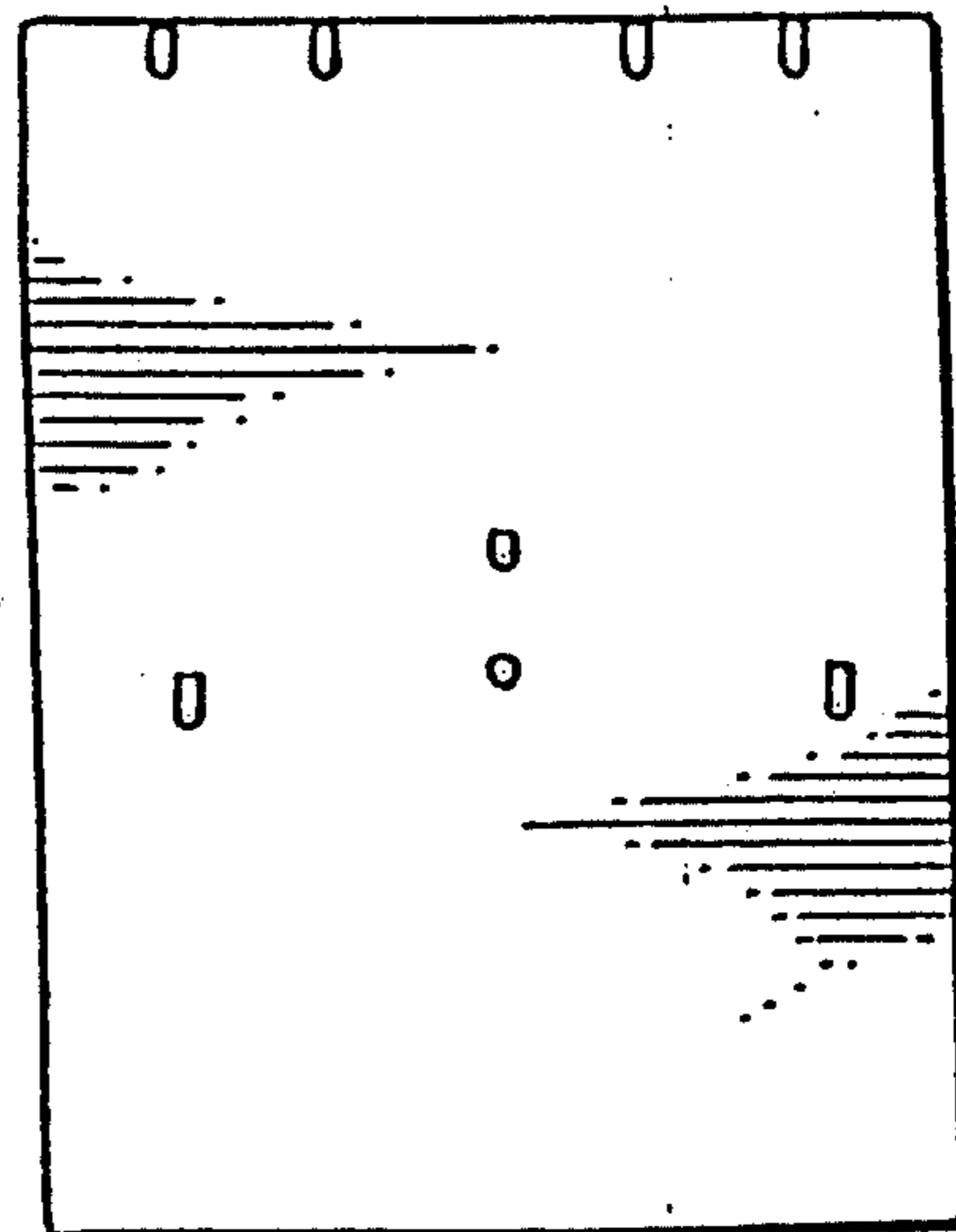


FIG. 6.

