

[54] JEWELRY ARMOIRE

[75] Inventor: Larry Powell, Los Angeles, Calif.

[73] Assignee: L. Powell Co., Culver City, Calif.

[\*\*] Term: 14 Years

[21] Appl. No.: 260,653

[22] Filed: Oct. 20, 1988

[52] U.S. Cl. .... D6/448; D3/75

[58] Field of Search ..... D6/439, 440, 445, 446, D6/447, 448, 432; 312/227; D3/75

[56] References Cited

U.S. PATENT DOCUMENTS

- D. 48,639 2/1916 Johnson .
- D. 79,095 7/1929 Moretto .
- D. 82,623 11/1930 Pauli .
- D. 87,926 10/1932 Kleaver .
- D. 157,990 4/1950 Mannen .
- D. 162,424 3/1951 Kulp .
- D. 198,795 8/1964 Hekler ..... D6/446
- D. 218,328 8/1970 Rone .
- D. 230,386 2/1974 Roslyn ..... D6/446
- D. 251,166 2/1979 McIntosh .
- D. 259,162 5/1981 D'Alessandro .
- D. 301,416 6/1989 Powell .
- 110,538 12/1870 Barrell .
- 304,407 9/1884 Bradt .
- 457,399 8/1891 Crucial .
- 1,062,962 5/1913 Gaal .
- 1,242,916 10/1917 Brooks .
- 1,667,564 4/1928 Pearson .
- 2,315,862 4/1943 Ledbetter .

FOREIGN PATENT DOCUMENTS

- 18878 of 1910 United Kingdom .
- 222358 10/1924 United Kingdom .

OTHER PUBLICATIONS

- Kindel, p. 24, #311-51.
- Ethan Allen, p. 352, No. 10-5216.
- Taiwan Magazine, "Cens Publications: Furniture", p. 150, Nov. 1987.
- Catalog of L. Powell Co., pp. 1-6, circa 1977.
- Catalog of L. Powell Co., pp. 1-12, circa 1978, 1979.
- Catalog of L. Powell Co., pp. 1-16, circa 1980, 1981, 1982, 1983.
- Catalog of L. Powell Co., pp. 1-20, circa 1984.
- Catalog of L. Powell Co., pp. 1-16, circa 1985, 1986, 1987, 1988.
- Advertisement of Lane, circa 1988.
- Advertisement of Pennsylvania House, circa 1988.
- Advertisement of Rosalco, Inc., circa 1981 or 1982, 1983.
- Photograph of Chest Marketed in Italy, circa 1987.

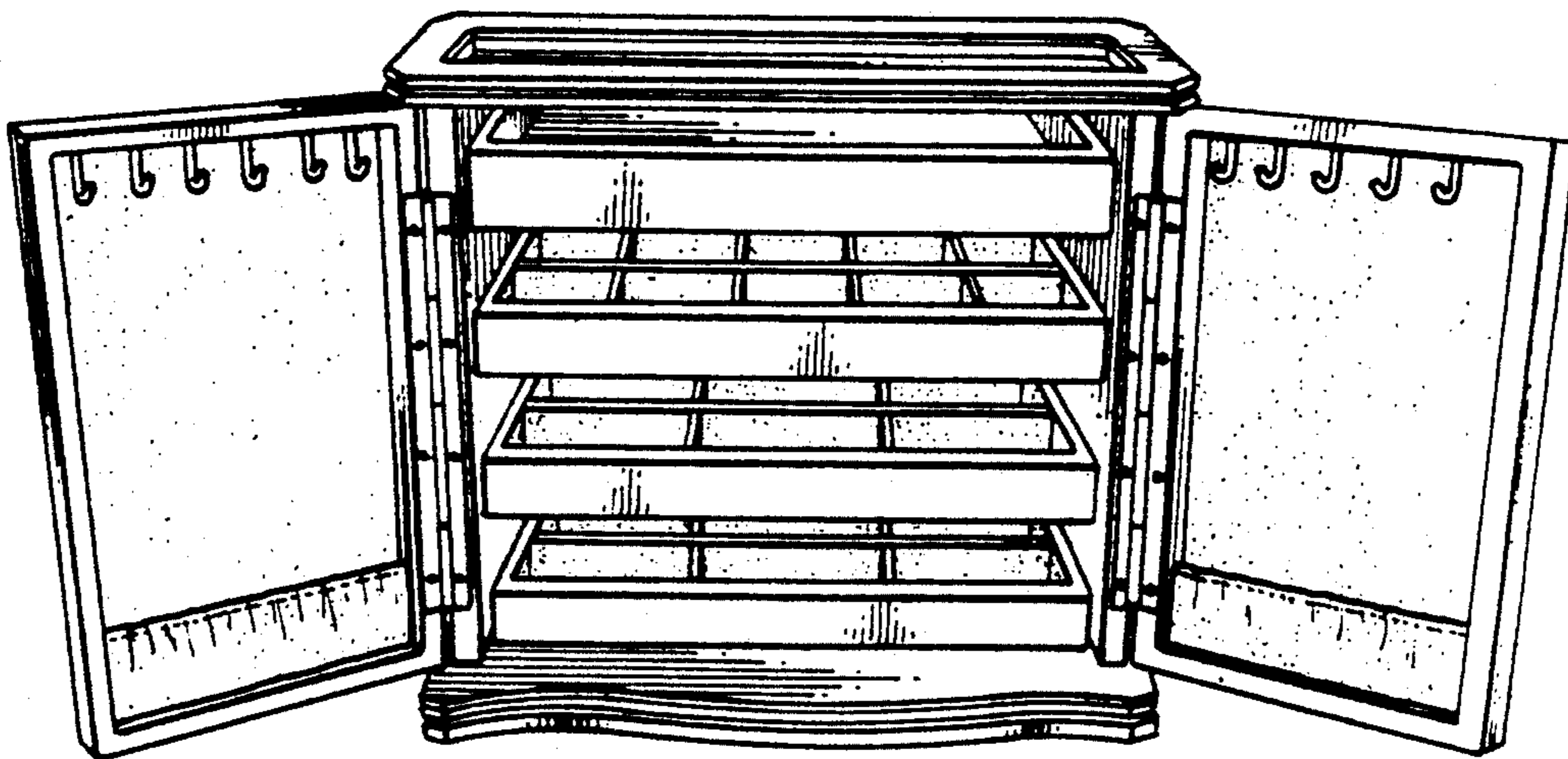
Primary Examiner—Bruce W. Dunkins  
 Assistant Examiner—Jeffrey Asch  
 Attorney, Agent, or Firm—Poms, Smith, Lande & Rose

[57] CLAIM

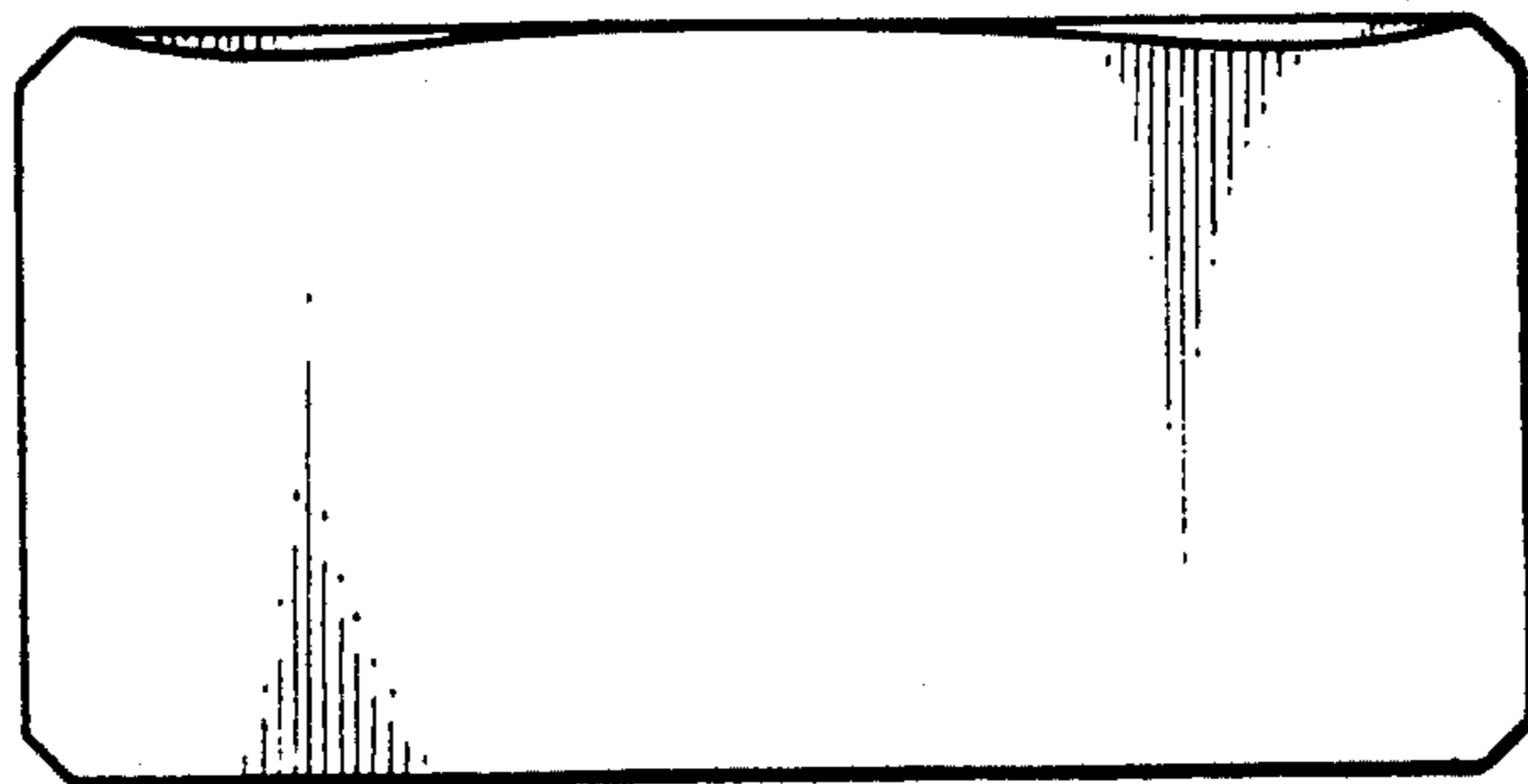
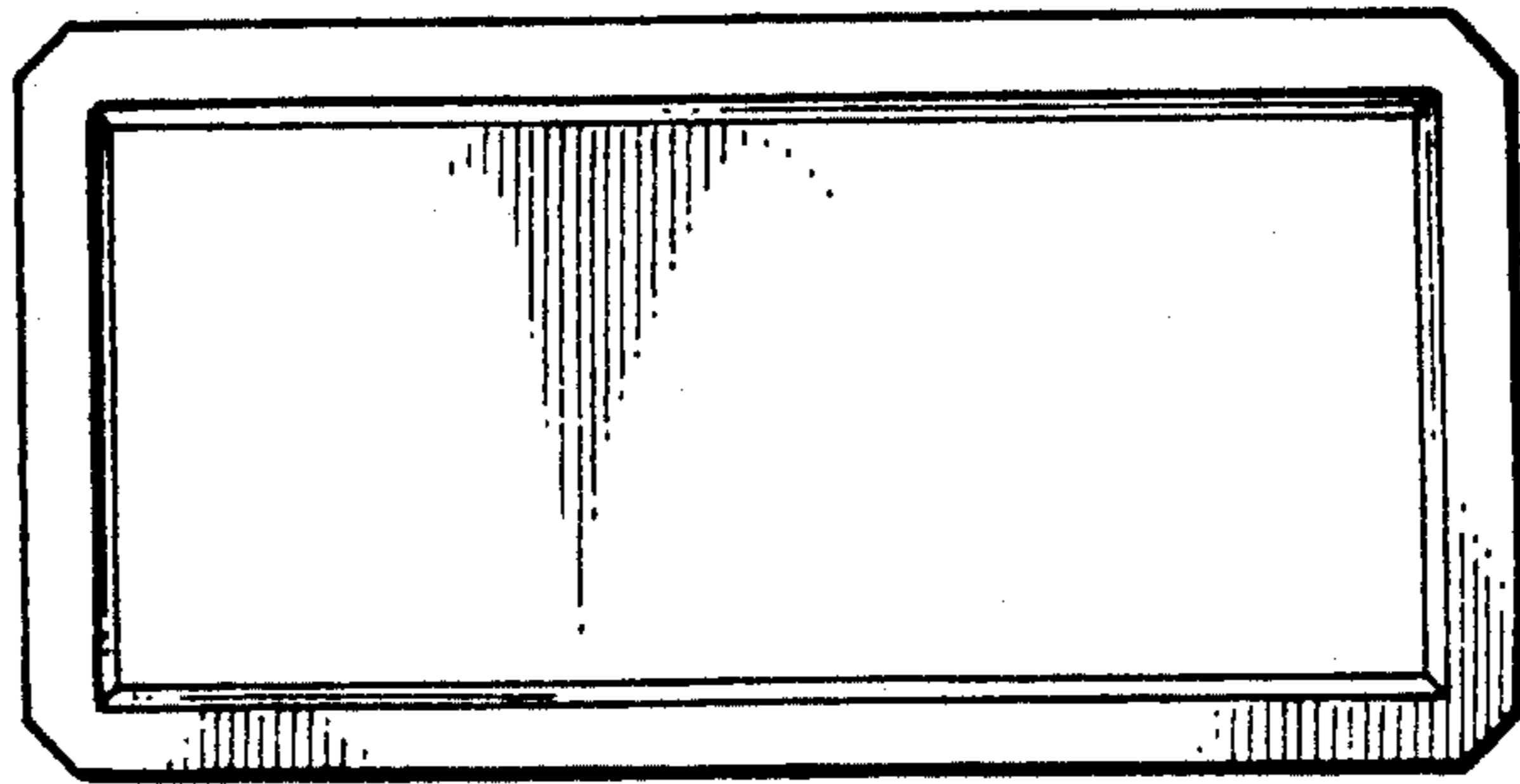
The ornamental design for a jewelry armoire, as shown and described.

DESCRIPTION

FIG. 1 is a front elevational view of a jewelry armoire showing my new design;  
 FIG. 2 is a top plan view of the jewelry armoire of FIG. 1;  
 FIG. 3 is a right side elevational view of the jewelry armoire of FIG. 1 the left side being a mirror image thereof;  
 FIG. 4 is a bottom plan view of the jewelry armoire of FIG. 1;  
 FIG. 5 is a rear elevational view of the jewelry armoire of FIG. 1; and  
 FIG. 6 is a perspective view of the jewelry armoire of FIG. 1 showing the front door thereof opened.

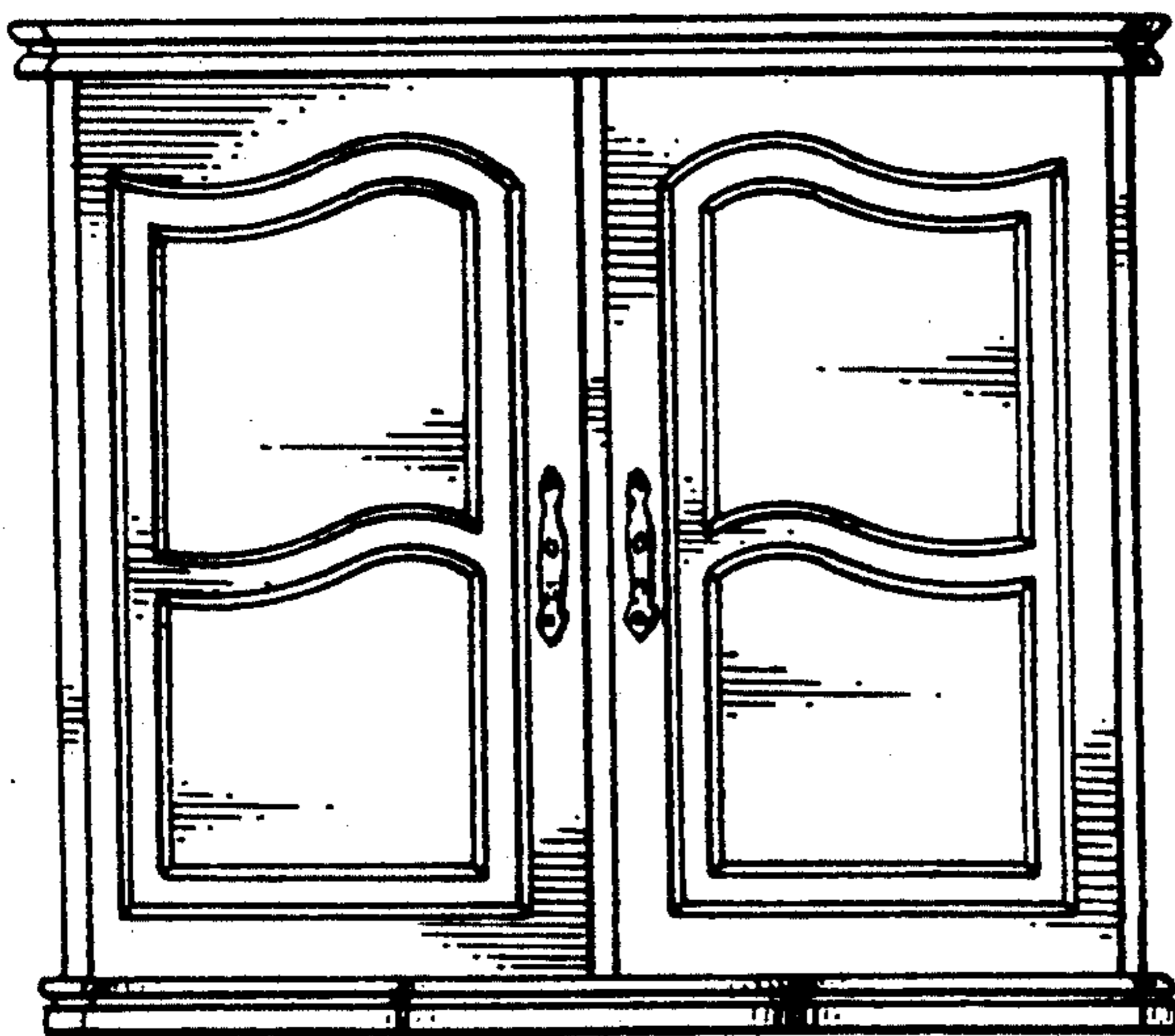


*Fig. 2.*

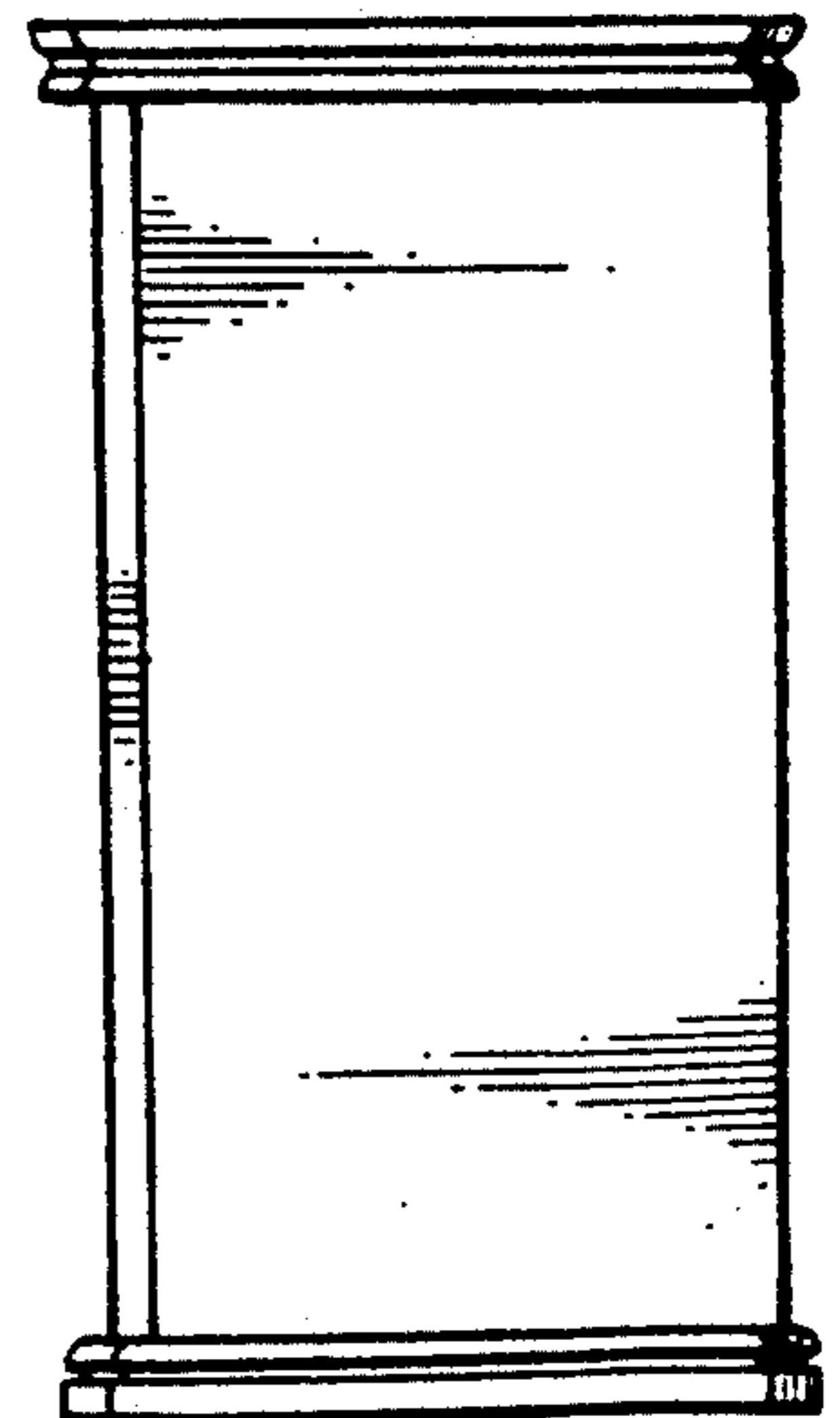


*Fig. 4.*


*Fig. 1.*



*Fig. 3.*



*Fig. 5.*



*Fig. 6.*

