

[54] **JEWELRY ARMOIRE**

[75] **Inventor: Larry Powell, Los Angeles, Calif.**

[73] **Assignee: L. Powell Co., Culver City, Calif.**

[**] **Term: 14 Years**

[21] **Appl. No.: 260,360**

[22] **Filed: Oct. 20, 1988**

[52] **U.S. Cl. D6/440; D3/75;
D6/446**

[58] **Field of Search D6/432, 439, 440, 445,
D6/446, 447, 448; 312/224, 226, 227; D3/75**

[56] **References Cited**

U.S. PATENT DOCUMENTS

- D. 23,222 4/1894 Emerson D6/440 X
- D. 48,639 2/1916 Johnson .
- D. 79,095 7/1929 Moretto .
- D. 82,623 11/1930 Pauli .
- D. 87,926 10/1932 Kleaver .
- D. 157,990 4/1950 Mannen .
- D. 162,424 3/1951 Kulp .
- D. 200,475 3/1965 Fortson .
- D. 218,328 8/1970 Rone .
- D. 251,166 2/1979 McIntosh .
- D. 259,162 5/1981 D'Alessandro .
- D. 301,416 6/1989 Powell .
- 110,538 12/1870 Barrell .
- 304,407 9/1884 Bradt .
- 457,399 8/1891 Crucial .
- 1,062,962 5/1913 Gaal .
- 1,242,916 10/1917 Brooks .
- 1,667,564 4/1928 Pearson .
- 2,315,862 4/1943 Ledbetter .

FOREIGN PATENT DOCUMENTS

- 18878 3/1910 United Kingdom .
- 222358 10/1924 United Kingdom .

OTHER PUBLICATIONS

- Taiwan Magazine "Cens Publications: Furniture," p. 150, Nov. 1987.
- Catalog of L. Powell Co., pp. 1-6, circa 1977.
- Catalog of L. Powell Co., pp. 1-12, circa 1978.
- Catalog of L. Powell Co., pp. 1-12, circa 1979.
- Catalog of L. Powell Co., pp. 1-16, circa 1980.
- Catalog of L. Powell Co., pp. 1-16, circa 1981.
- Catalog of L. Powell Co., pp. 1-16, circa 1982.
- Catalog of L. Powell Co., pp. 1-16, circa 1983.
- Catalog of L. Powell Co., pp. 1-20, circa 1984.
- Catalog of L. Powell Co., pp. 1-16, circa 1985.
- Catalog of L. Powell Co., pp. 1-16, circa 1986.
- Catalog of L. Powell Co., pp. 1-16, circa 1987.
- Catalog of L. Powell Co., pp. 1-16, circa 1988.
- Advertisement of Lane, circa 1988.
- Advertisement of Pennsylvania House, circa 1988.
- Advertisement of Rosalco, Inc., circa 1983.
- Advertisement of Rosalco, Inc., circa 1981 or 1982.
- Photograph of Chest marketed in Italy, circa 1987.

Primary Examiner—Bruce W. Dunkins
Assistant Examiner—Jeffrey Asch
Attorney, Agent, or Firm—Poms, Smith, Lande & Rose

[57] **CLAIM**

The ornamental design for a jewelry armoire, as shown and described.

DESCRIPTION

FIG. 1 is a front elevational view of a jewelry armoire showing my new design;
FIG. 2 is a top plan view of the jewelry armoire of FIG. 1;
FIG. 3 is a right side elevational view of the jewelry armoire of FIG. 1 the left being a mirror image thereof;
FIG. 4 is a bottom plan view of the jewelry armoire of FIG. 1;
FIG. 5 is a rear elevational view of the jewelry armoire of FIG. 1; and
FIG. 6 is a perspective view of the jewelry armoire of FIG. 1 showing the side doors and top thereof opened.

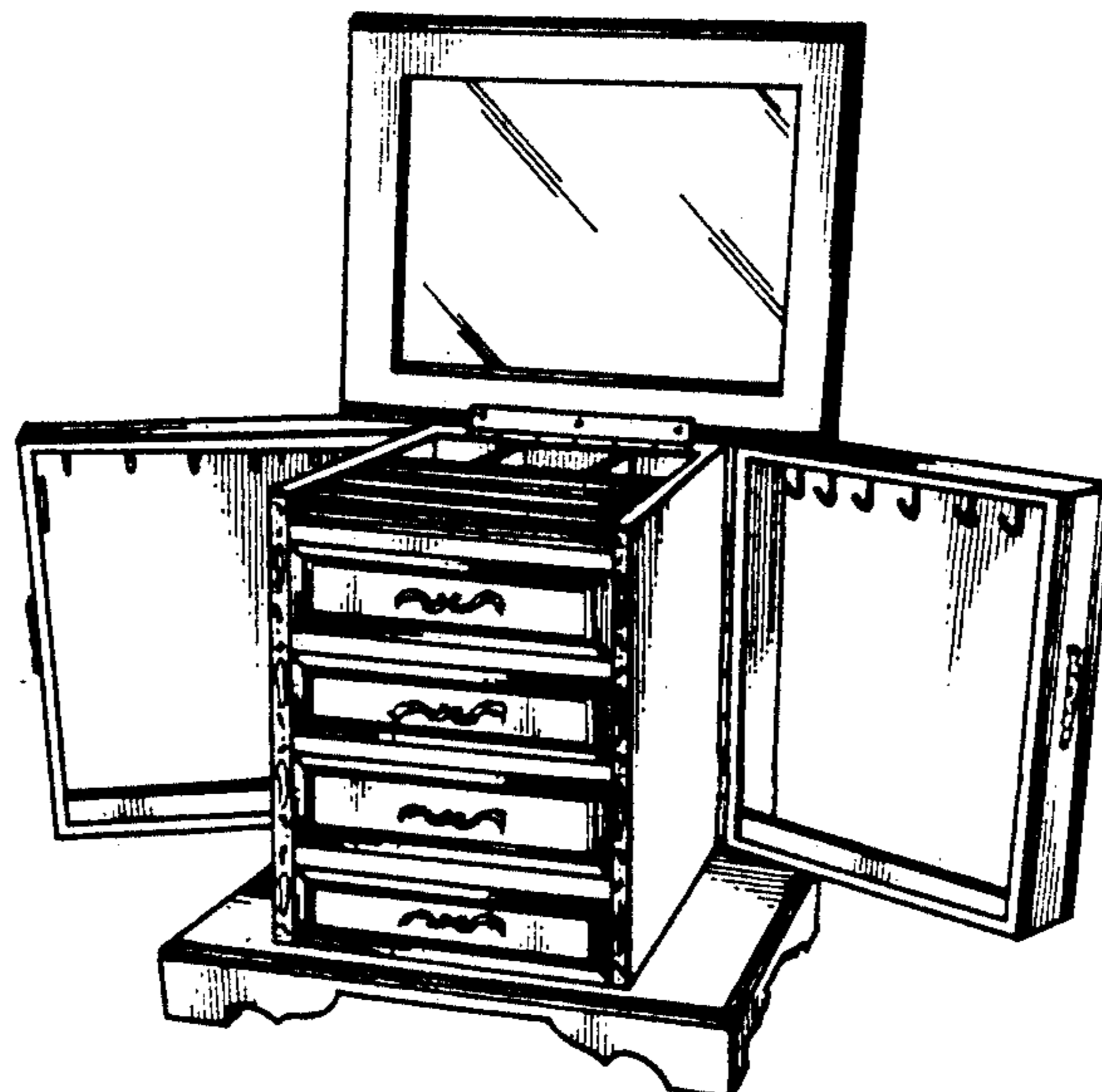


Fig. 2.

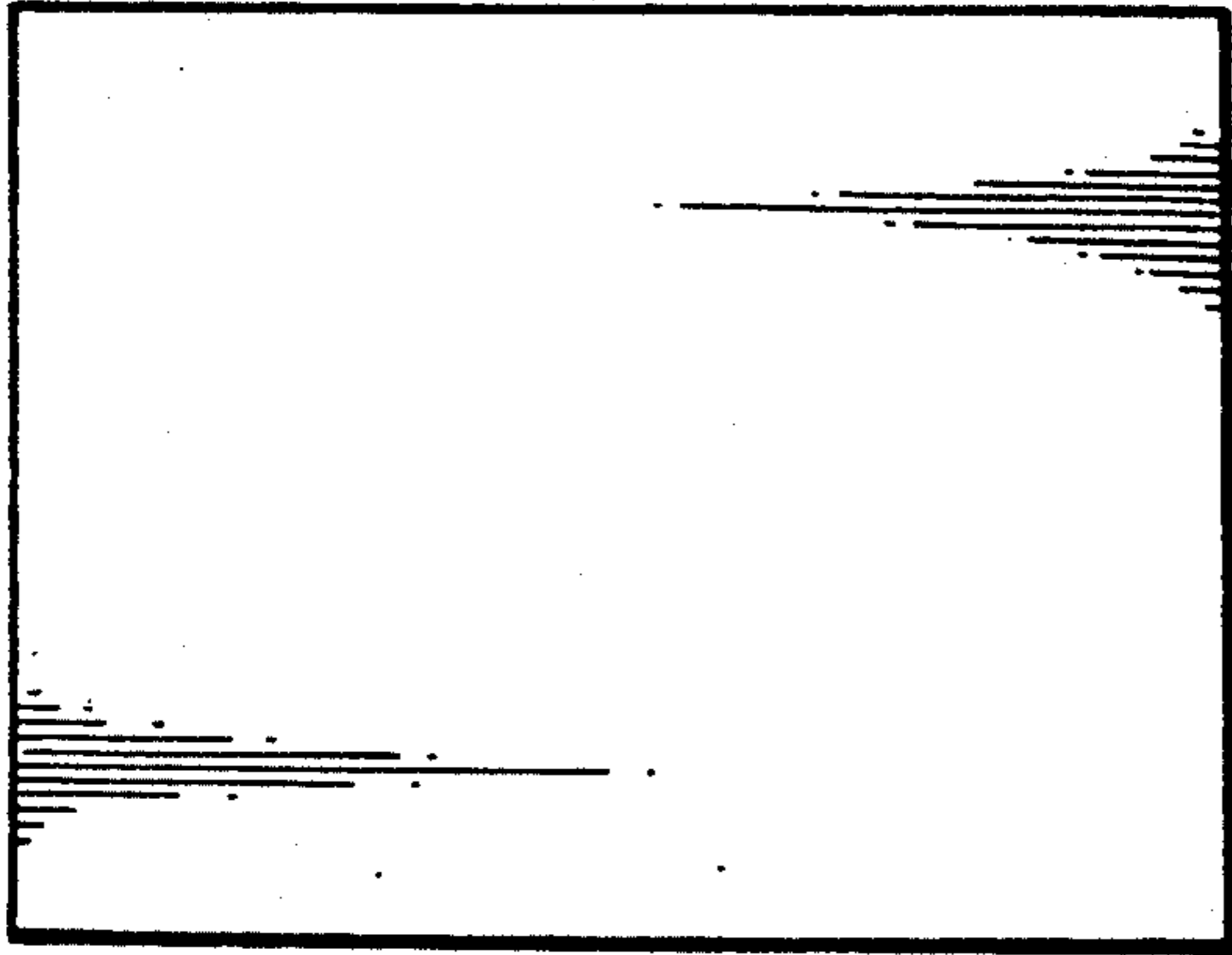


Fig. 4.




Fig. 1.




Fig. 3.




Fig. 5.

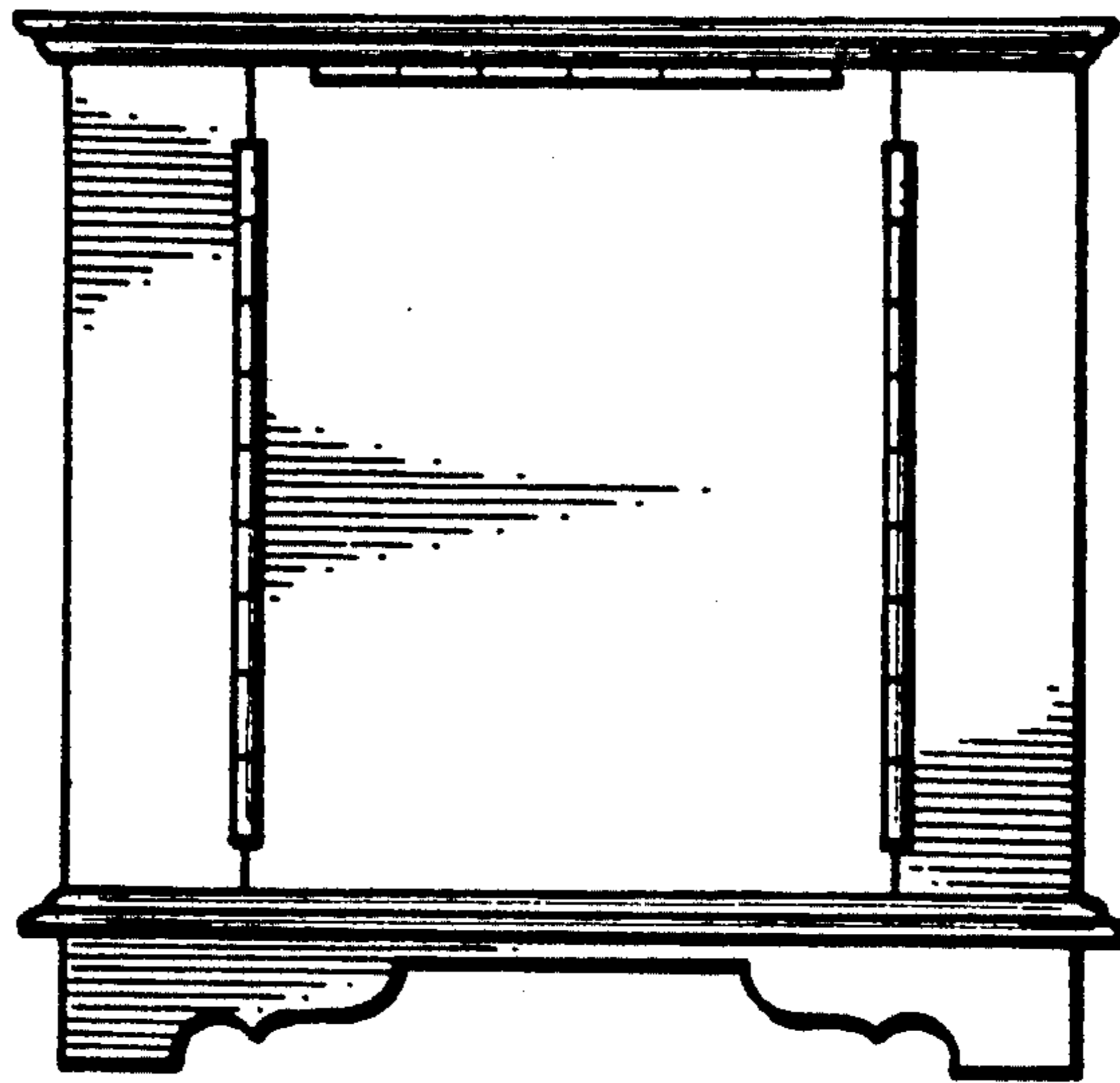


Fig. 6.

