

[54] **SHOE SOLE**

[75] **Inventor: Junichi Kiyosawa, Kobe, Japan**

[73] **Assignee: Asics Corporation, Kobe, Japan**

[\*\*] **Term: 14 Years**

[21] **Appl. No.: 349,293**

[22] **Filed: May 9, 1989**

[30] **Foreign Application Priority Data**

Nov. 16, 1988 [JP] Japan ..... 63-44896

[52] **U.S. Cl. .... D2/320**

[58] **Field of Search .... D2/264, 265, 274, 311,  
D2/317-322; 36/25 R, 28, 29, 30 R, 32 R, 43,  
44, 59 R, 59 C, 102-106, 112-116, 132, 136**

[56] **References Cited**

**U.S. PATENT DOCUMENTS**

D. 55,528	6/1920	Piper .....	D2/320
D. 70,701	7/1926	Precourt .....	D2/320
D. 215,643	10/1969	Dittmar, Jr. ....	D2/320
D. 290,782	7/1987	Grubel .....	D2/320
4,685,224	8/1987	Anger .....	D2/318 X

**FOREIGN PATENT DOCUMENTS**

1365430 5/1964 France ..... D2/320

*Primary Examiner*—Louis S. Zarfaz

*Attorney, Agent, or Firm*—Nixon & Vanderhye

[57] **CLAIM**

The ornamental design for a shoe sole, as shown and described.

**DESCRIPTION**

FIG. 1 is a left side elevational view of a shoe sole showing my new design in use;

FIG. 2 is a left side elevational view of the sole detached;

FIG. 3 is a front elevational view thereof;

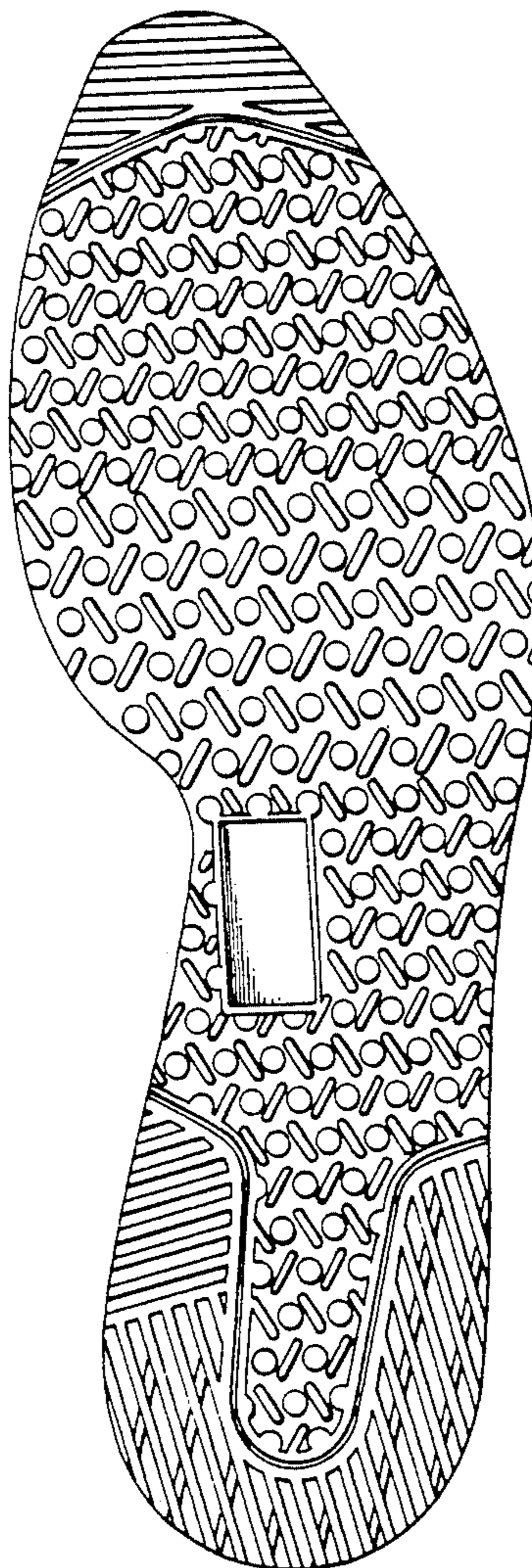
FIG. 4 is a right side elevational view thereof;

FIG. 5 is a right side elevational view thereof;

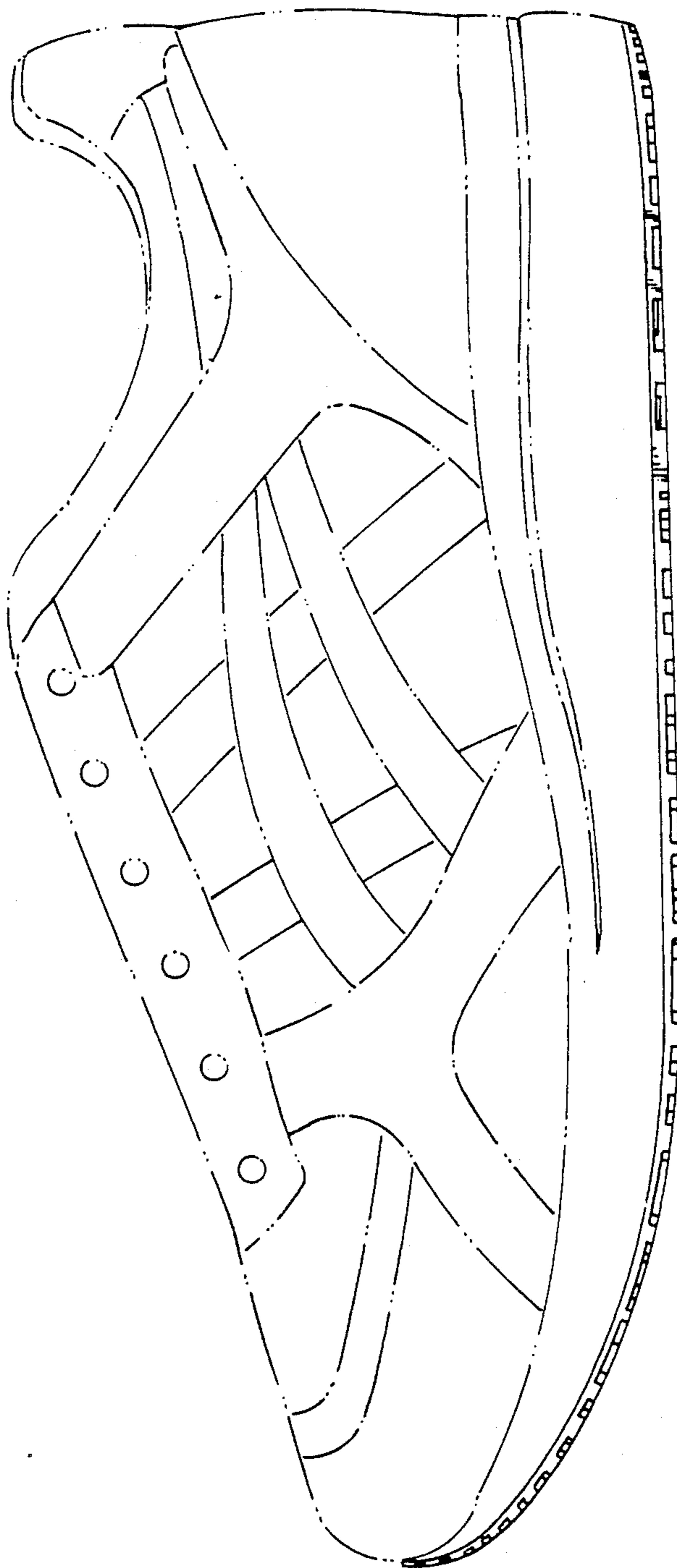
FIG. 6 is a top plan view thereof; and

FIG. 7 is a bottom plan view thereof.

The broken line showing of a shoe upper in FIG. 1 is for illustrative purposes only and forms no part of the claimed design.



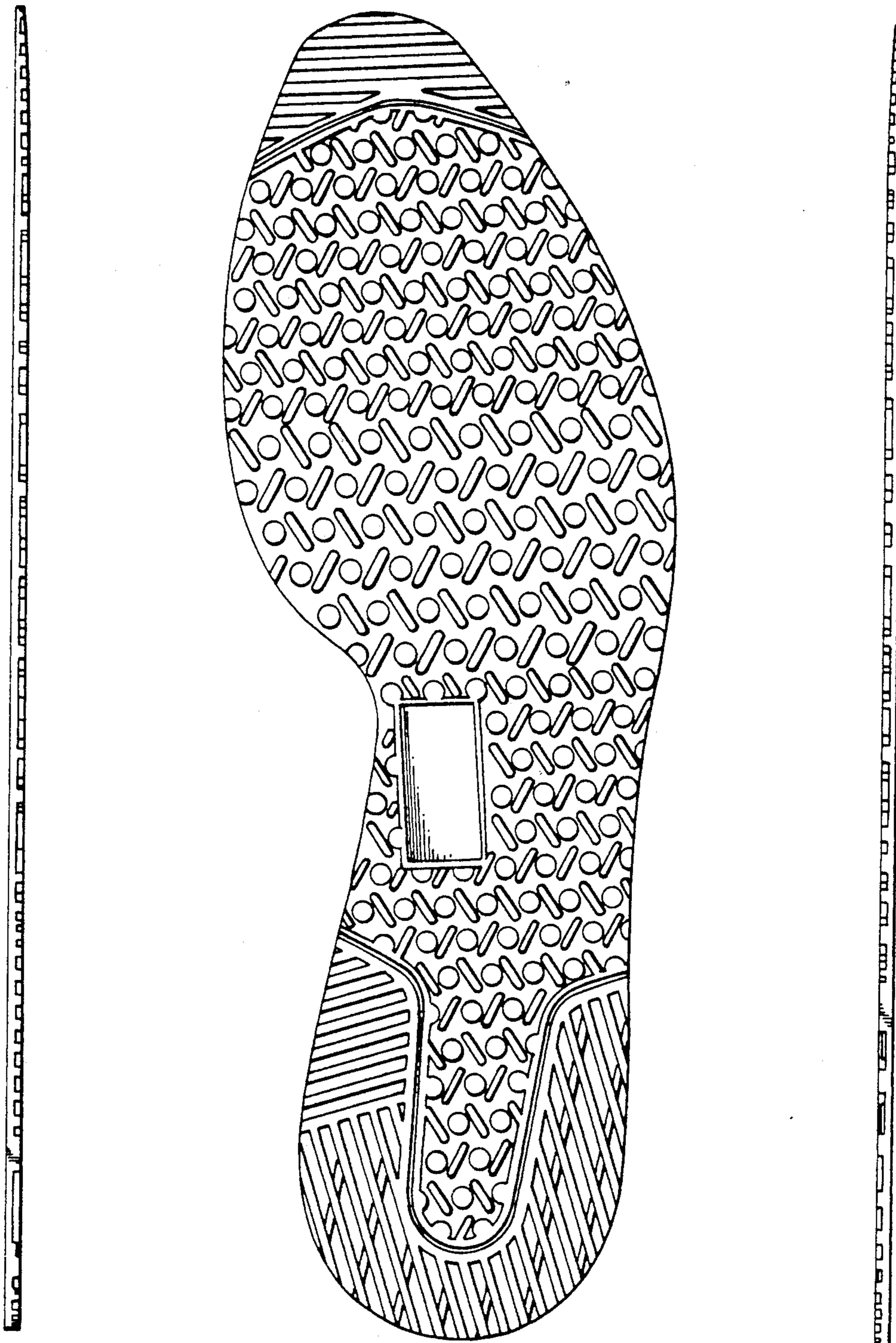
*Fig. 1*



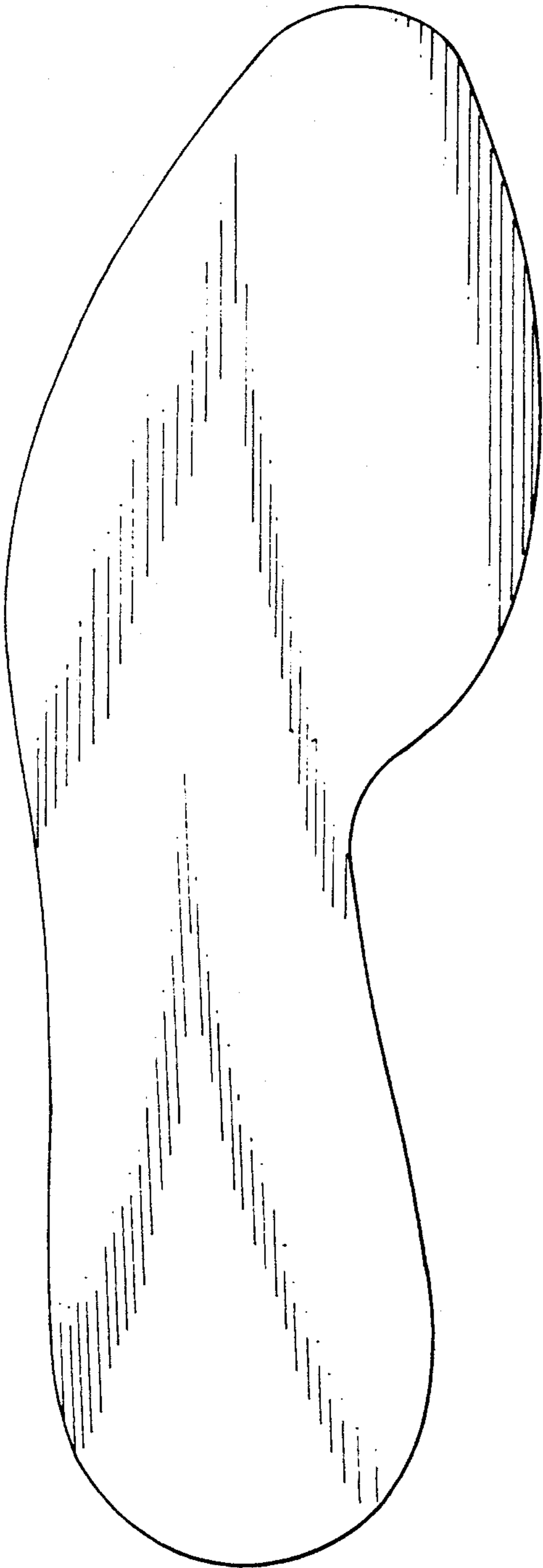
*Fig.2*

*Fig.3*

*Fig.4*



*Fig. 5*



*Fig. 6*



*Fig. 7*

