

- [54] **BUNGED DRUM OR THE LIKE**
[75] **Inventor: Dietmar Pryztulla, Sindorf, Fed. Rep. of Germany**
[73] **Assignee: Mauser-Werke GmbH, Bruehl, Fed. Rep. of Germany**
[*] **Notice: The portion of the term of this patent subsequent to Apr. 5, 2002 has been disclaimed.**
[**] **Term: 14 Years**
[21] **Appl. No.: 174,934**
[22] **Filed: Mar. 29, 1988**
[52] **U.S. Cl. D34/39**
[58] **Field of Search D34/39, 7; D9/349-355, D9/390, 399, 368, 356, 370, 380; 220/DIG. 1, 1 T, 1 BC, 5 R, 74**

- D. 295,108 4/1988 Pryztulla D34/39
4,231,488 11/1980 Ward et al. 220/288
4,412,628 11/1983 Whitney 220/DIG. 1 X

OTHER PUBLICATIONS

Modern Packaging, Oct. 1968, backcover, cans 1 and 2.
Package Engineering, Feb. 1980, p. 54, front drum.
Package Engineering, Mar. 1981, p. 61, Chemplex drum.

Primary Examiner—Melvin B. Feifer
Assistant Examiner—Lucy Lieberman
Attorney, Agent, or Firm—Pennie & Edmonds

[57] **CLAIM**

The ornamental design for a bunged drum or the like, as shown and described.

DESCRIPTION

FIG. 1 is a top, front perspective view of a bunged drum or the like showing my new design;
FIG. 2 is a side elevational view thereof, on a slightly reduced scale, the opposite side being the same in appearance.
FIG. 3 is a top plan view, and
FIG. 4 is a bottom plan view.

[56] **References Cited**
U.S. PATENT DOCUMENTS

- D. 200,842 4/1965 Baranano D34/39
D. 230,956 3/1974 Bystedt D9/391 X
D. 287,461 12/1986 Bussell D9/350 X

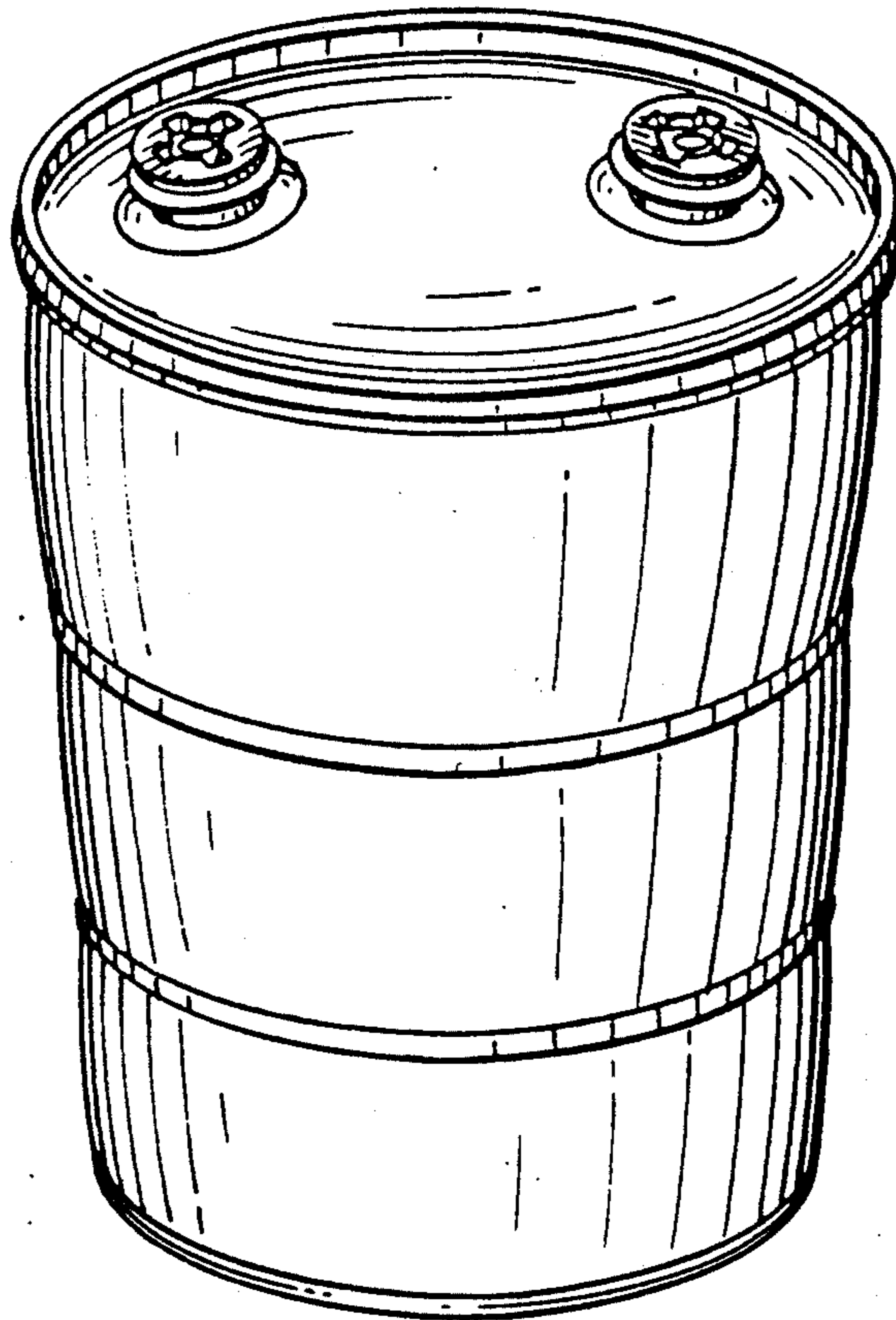


FIG. 1

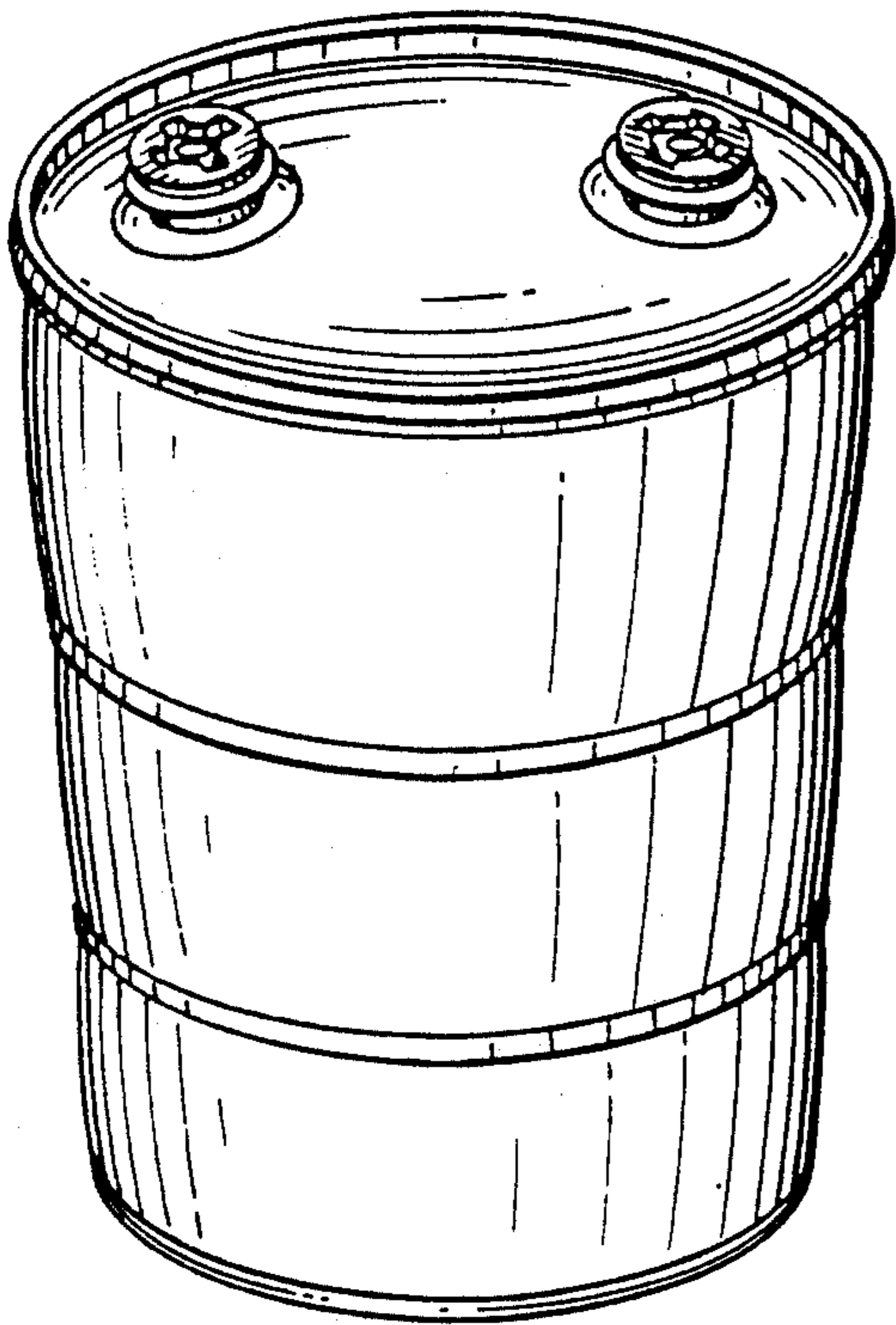


FIG. 2

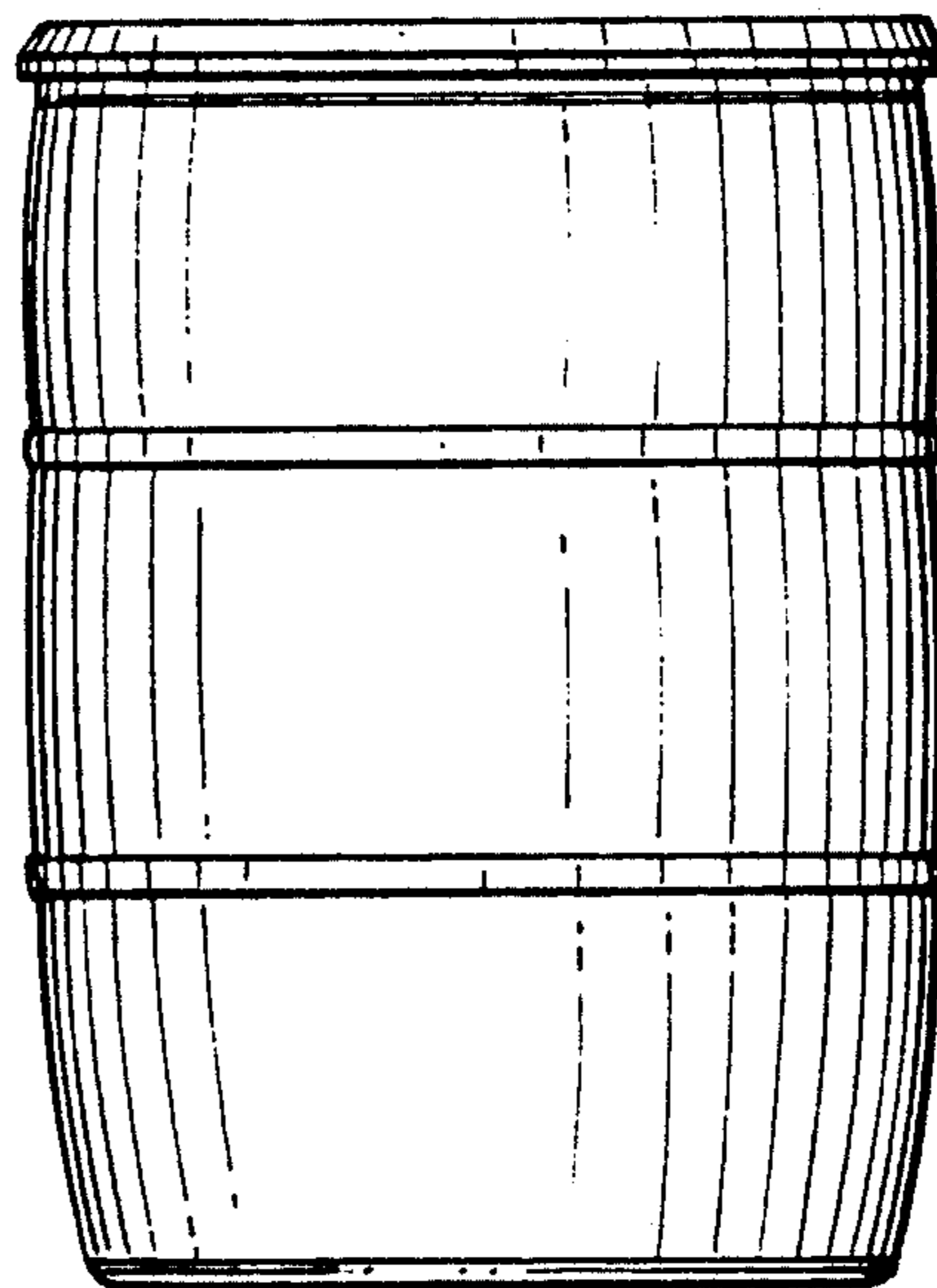


FIG. 3

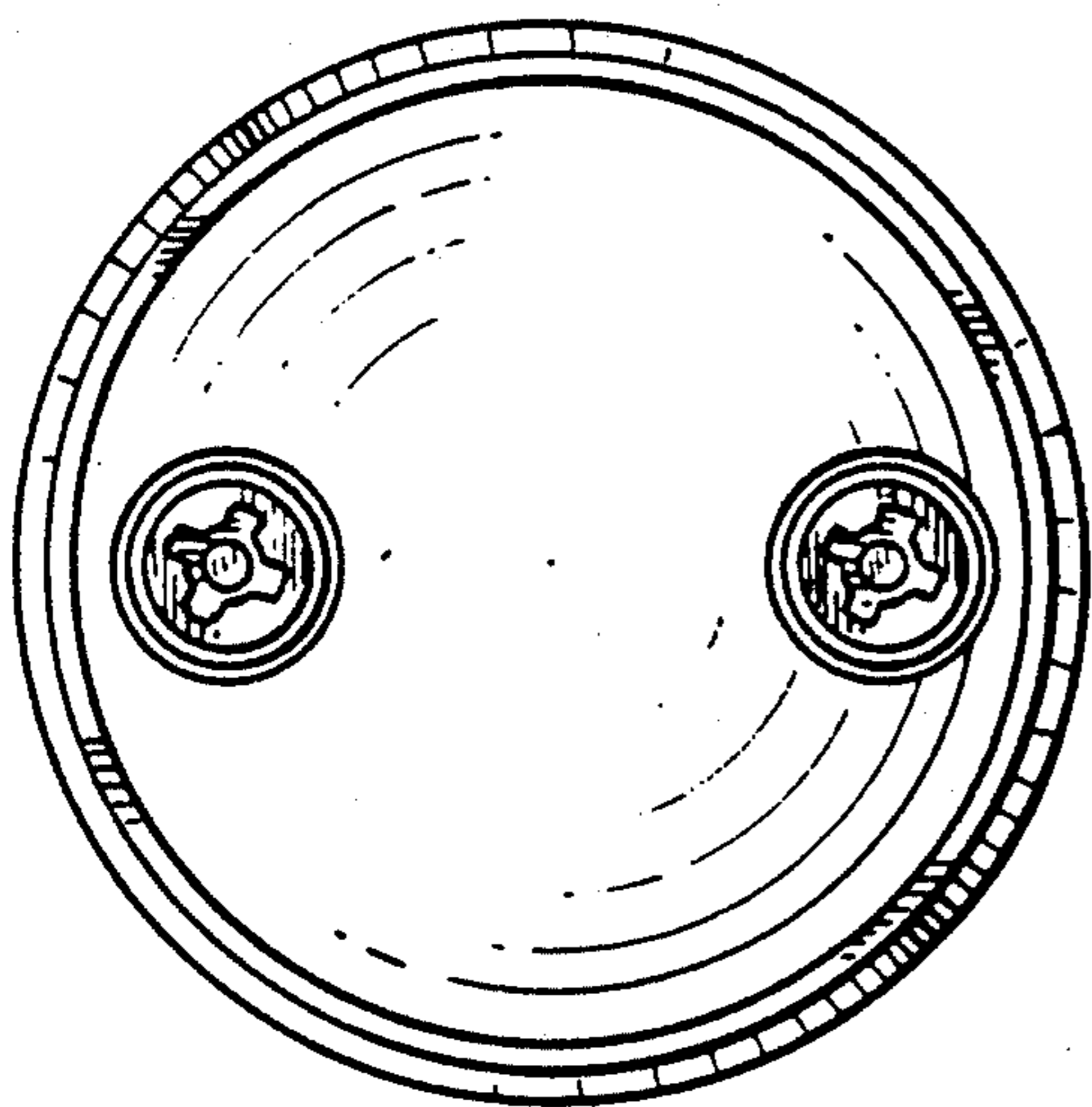


FIG. 4

