

[54] LITTER CONTAINER

[75] Inventor: Charles R. Goetz, Carnegie, Pa.

[73] Assignee: Alco Industries, Inc., Valley Forge, Pa.

[\*\*] Term: 14 Years

[21] Appl. No.: 233,570

[22] Filed: Aug. 10, 1988

[52] U.S. Cl. .... D30/161

[58] Field of Search ..... D30/108, 109, 114, 158, D30/161; 119/5, 15, 17, 18, 61, 73, 199, 165, 166, 167; 206/518; 220/20

[56] References Cited

U.S. PATENT DOCUMENTS

D. 276,752	12/1984	Kinzie .....	D30/99
D. 286,694	11/1986	O'Rourke .....	D30/99
2,790,414	4/1957	Rossow .....	119/19
3,246,630	4/1966	Dearing et al. ....	119/165
3,280,796	10/1966	Hatcher .....	119/19
3,428,026	2/1969	Sohmers et al. ....	119/19
3,482,546	12/1969	Anderson .....	119/1
3,710,761	1/1973	Gregory .....	119/19
3,752,120	8/1973	Pallesi .....	119/1
3,771,493	11/1973	Chandor .....	119/170
3,771,686	11/1973	Brison .....	220/4 R
3,793,989	2/1974	Clark .....	119/1
3,872,832	3/1975	Quinn .....	119/1
3,885,523	5/1975	Coleman .....	119/1
4,111,157	9/1978	Haugen .....	119/19
4,161,157	7/1979	Haugen .....	119/165
4,201,153	5/1980	Nace .....	119/15
4,522,150	6/1985	Gershman .....	119/1

4,696,257 9/1987 Neary et al. .... 119/19

FOREIGN PATENT DOCUMENTS

7612265 5/1978 Netherlands ..... 119/165

OTHER PUBLICATIONS

The Alsto Company Handy Helpers; Rec'd 9/4/90; p. 29, bottom right corner.

Doskocil Mfg. Co., Inc., "All-New Kennel Cab II", double-sided page.

Doskocil Mfg. Co., Inc., "Kennel Cab II", one page.

Fred Meyer, "Doskocil Kennel Cab", p. 2 of 4 page flier, 5/6-6/2/87.

"Pet Taxi", p. 52.

Pet Voyageur, "The Easy Travel Carrier", one page.

Rolf C. Hagen (U.S.A.) Corp., "Pet Voyageur", 4 page brochure.

Primary Examiner—James R. Largen

Assistant Examiner—Cathy Anne MacCormac

Attorney, Agent, or Firm—Webb, Burden, Ziesenheim & Webb

[57] CLAIM

The ornamental design for a litter container, as shown.

DESCRIPTION

FIG. 1 is a top plan view of the litter container showing my new design;

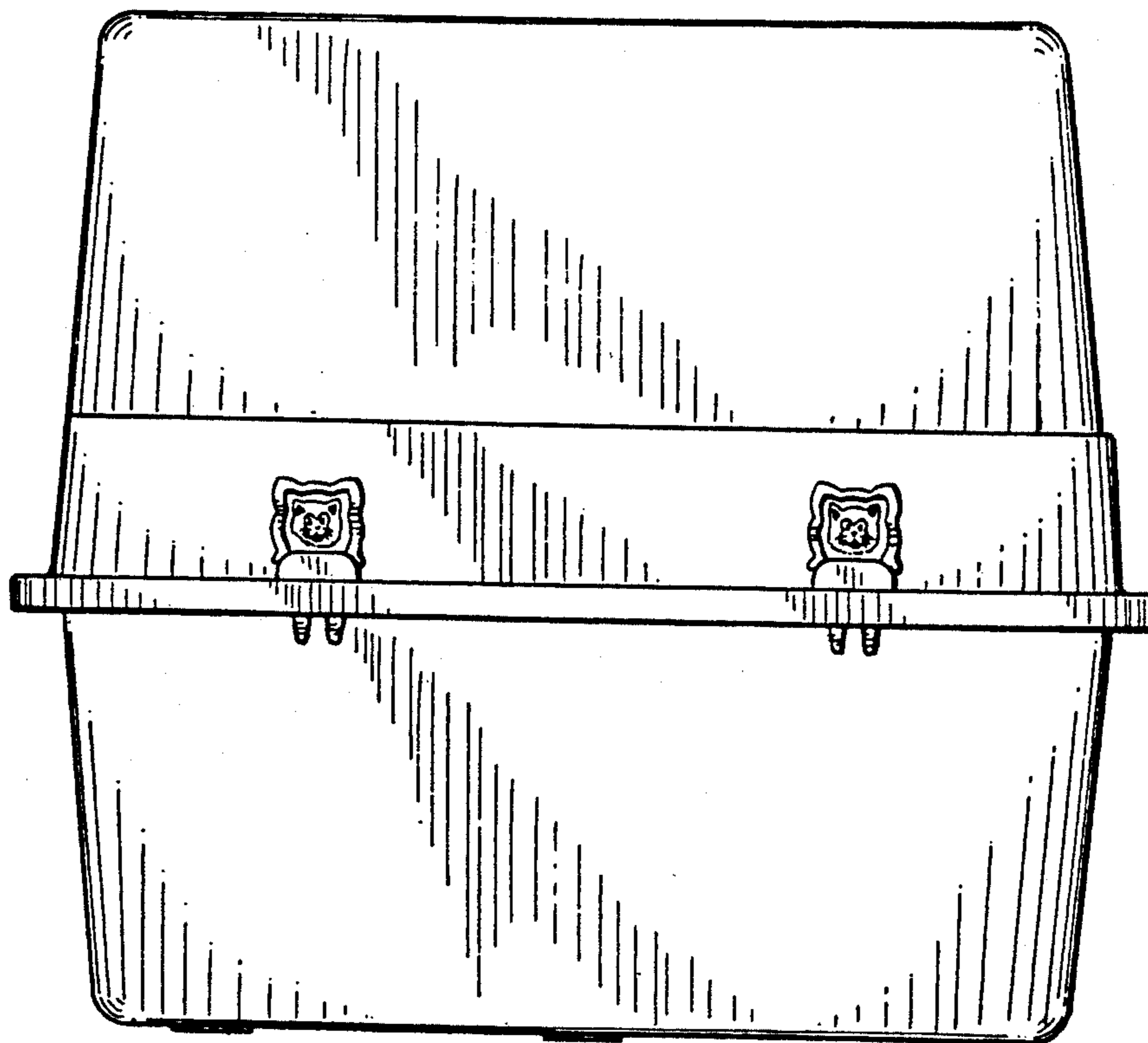
FIG. 2 is a bottom plan view thereof;

FIG. 3 is a right side elevational view thereof;

FIG. 4 is a left side elevational view thereof;

FIG. 5 is a front elevational view thereof; and

FIG. 6 is a rear elevational view thereof.



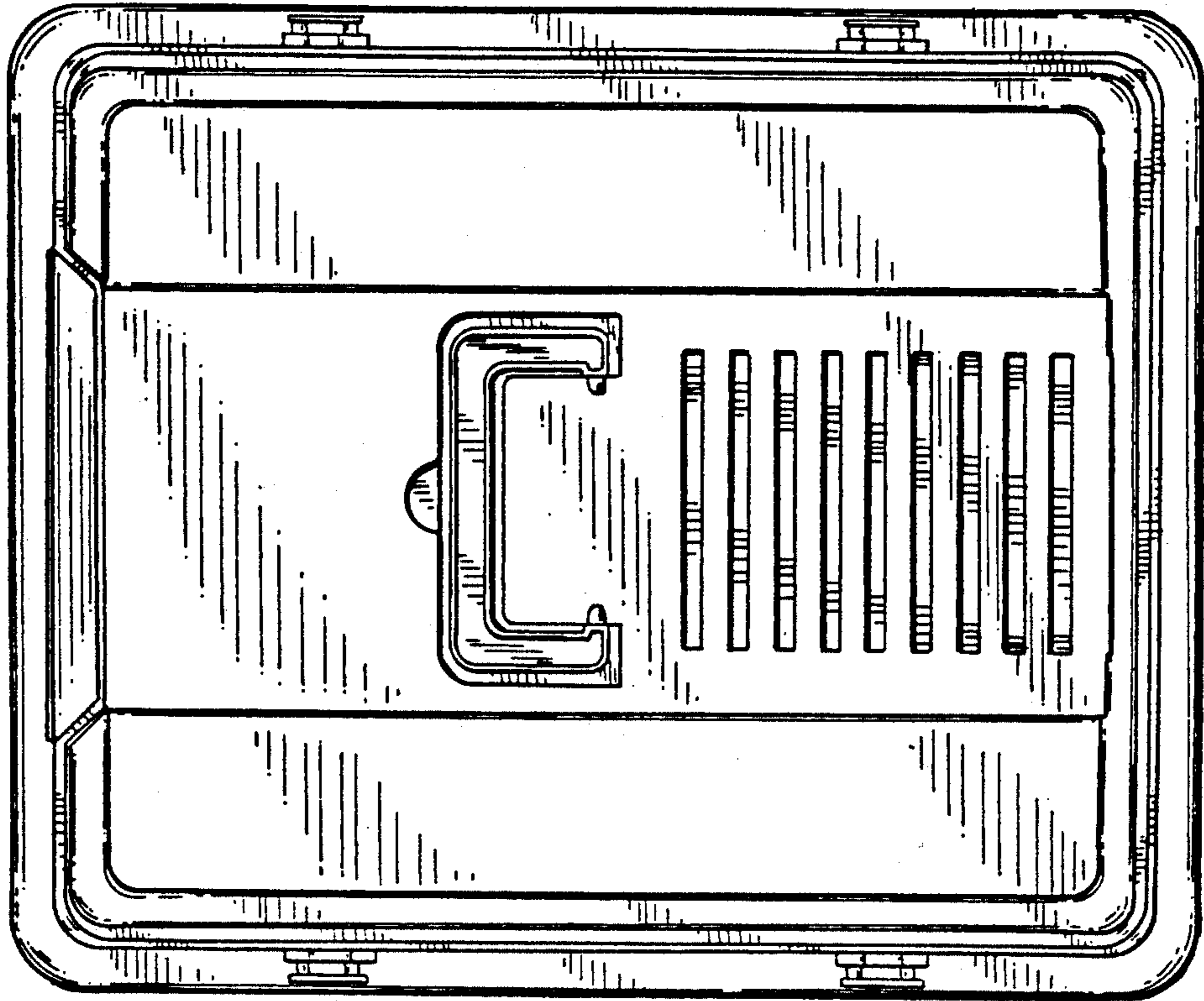


FIG. 1

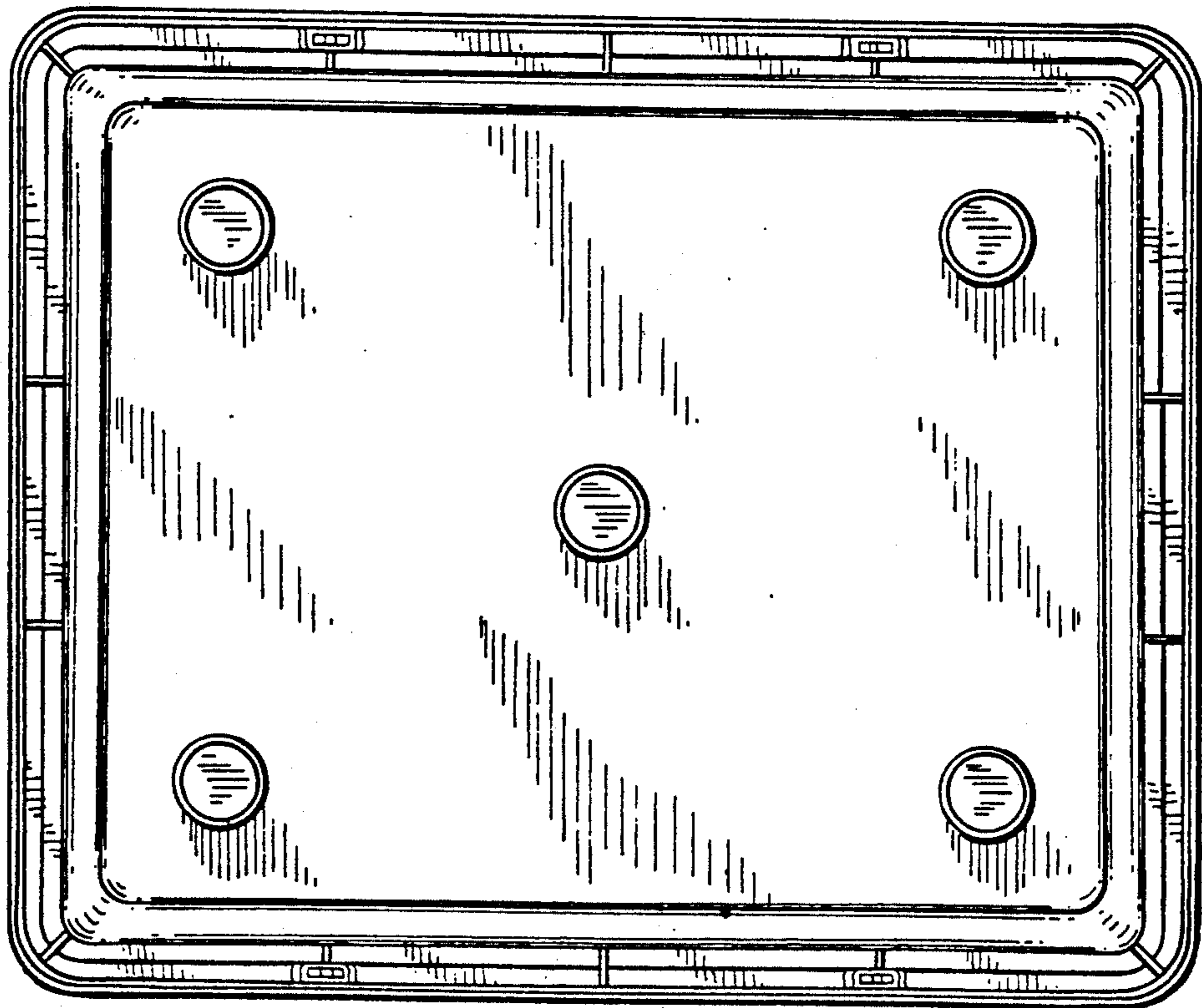


FIG. 2

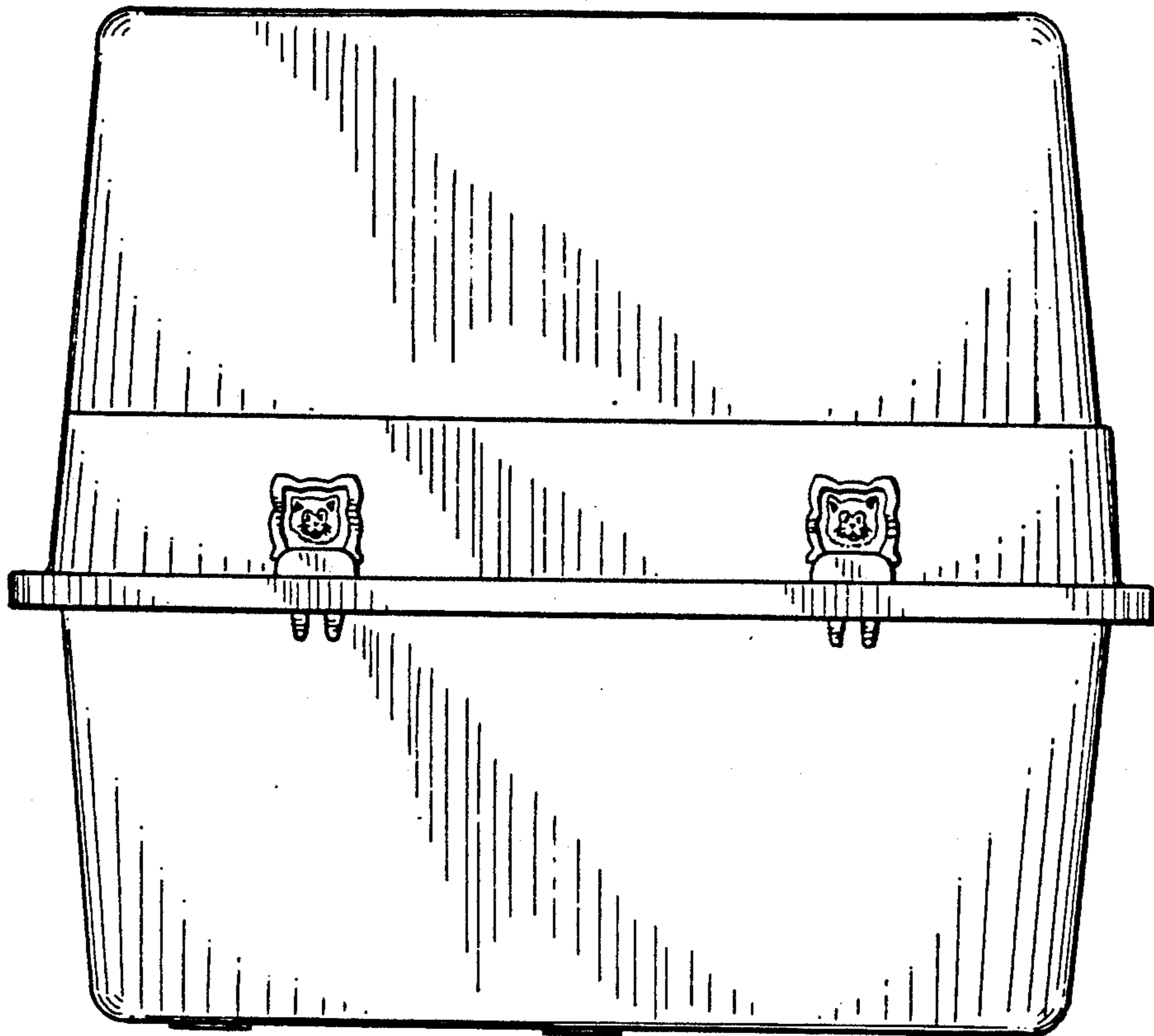


FIG. 3

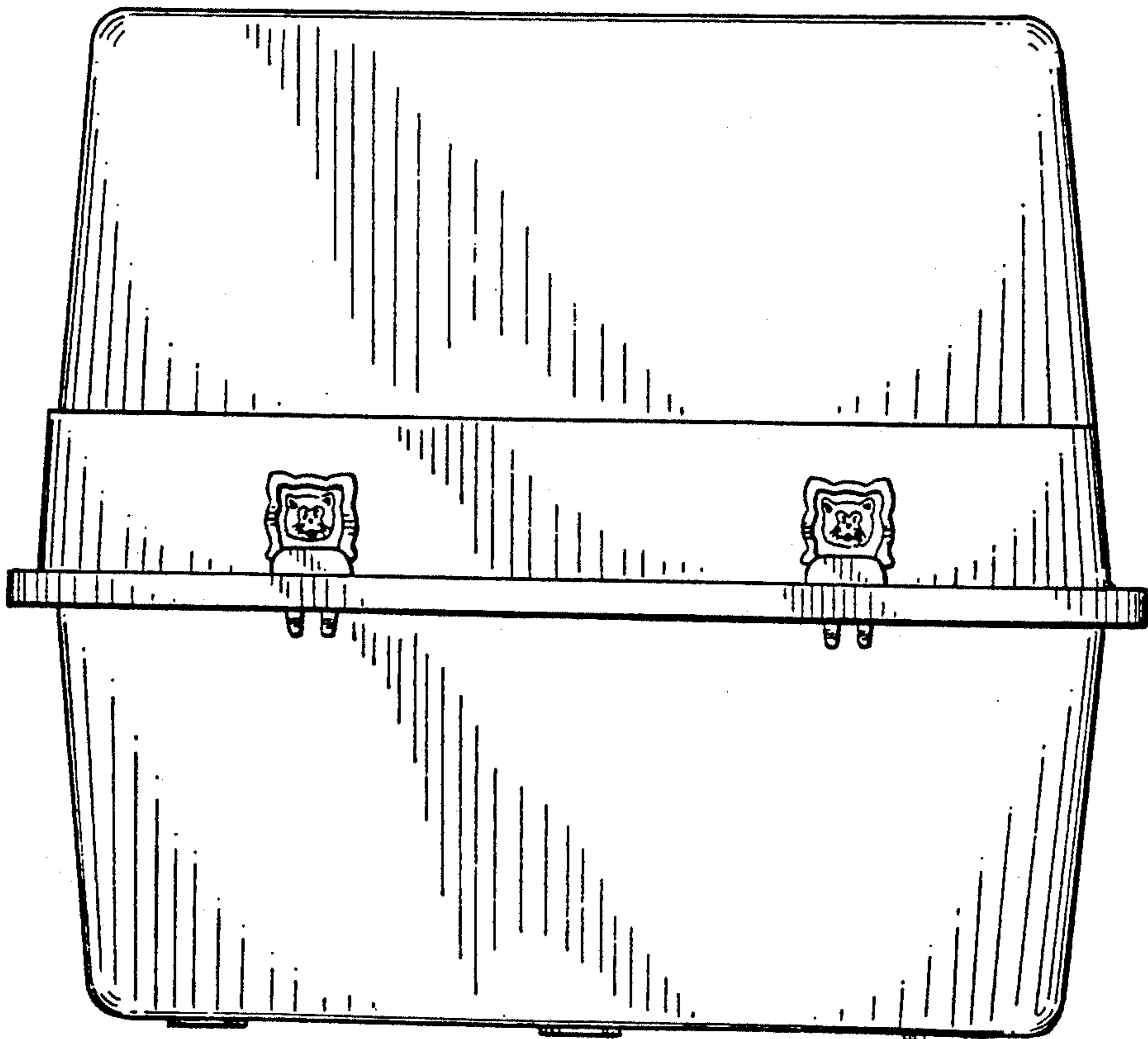


FIG. 4

UNITED STATES PATENT AND TRADEMARK OFFICE  
**CERTIFICATE OF CORRECTION**

PATENT NO. : Des. 319,117

Page 1 of 2

DATED : August 13, 1991

INVENTOR(S) : Charles R. Goetz

It is certified that error appears in the above-identified patent and that said Letters Patent is hereby corrected as shown below:

The sheet of drawings containing Fig. 5 and Fig. 6 should be added as shown on the attached sheet.

Signed and Sealed this  
Eighth Day of June, 1993

Attest:



Attesting Officer

MICHAEL K. KIRK

Acting Commissioner of Patents and Trademarks

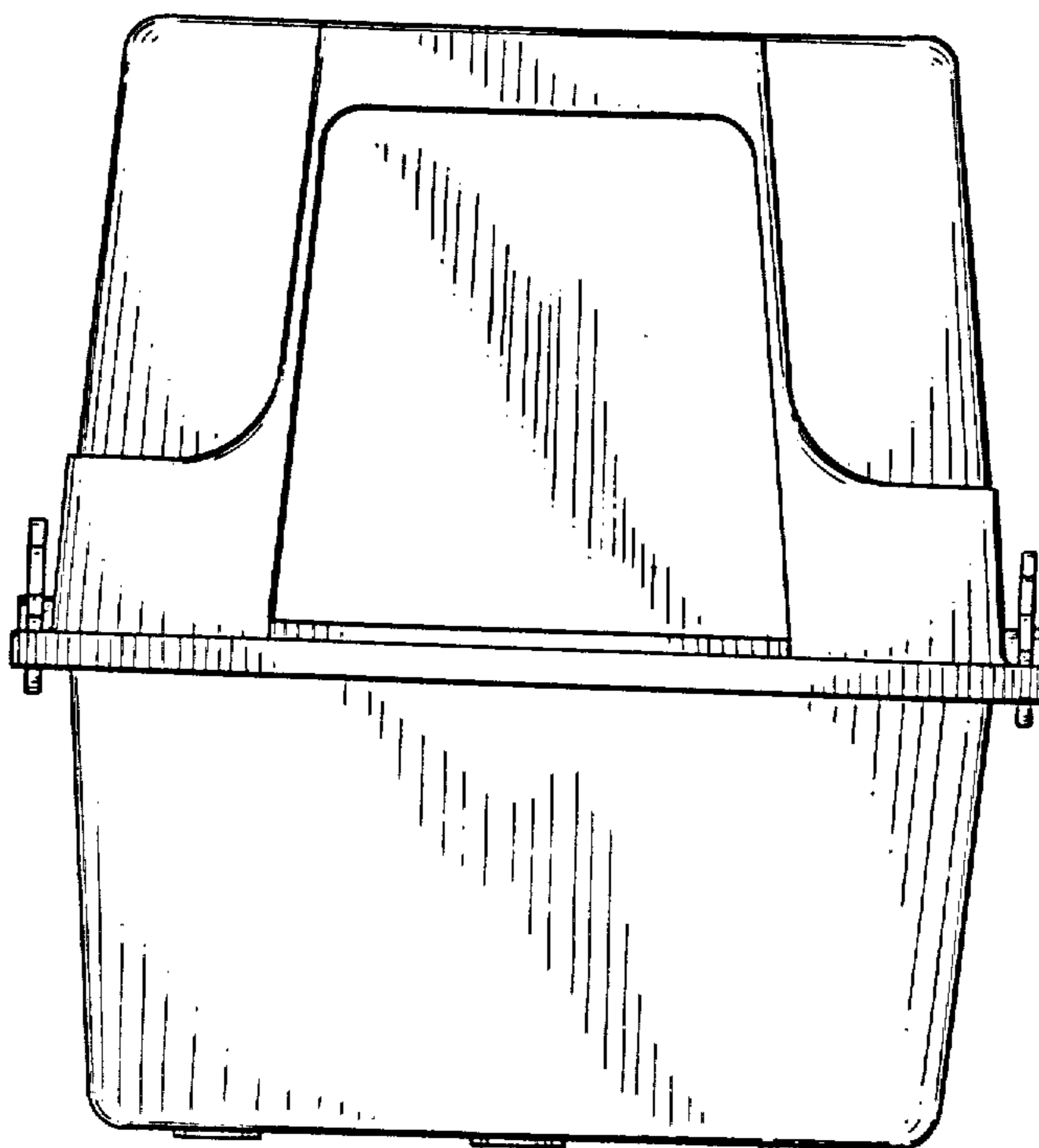


FIG. 5

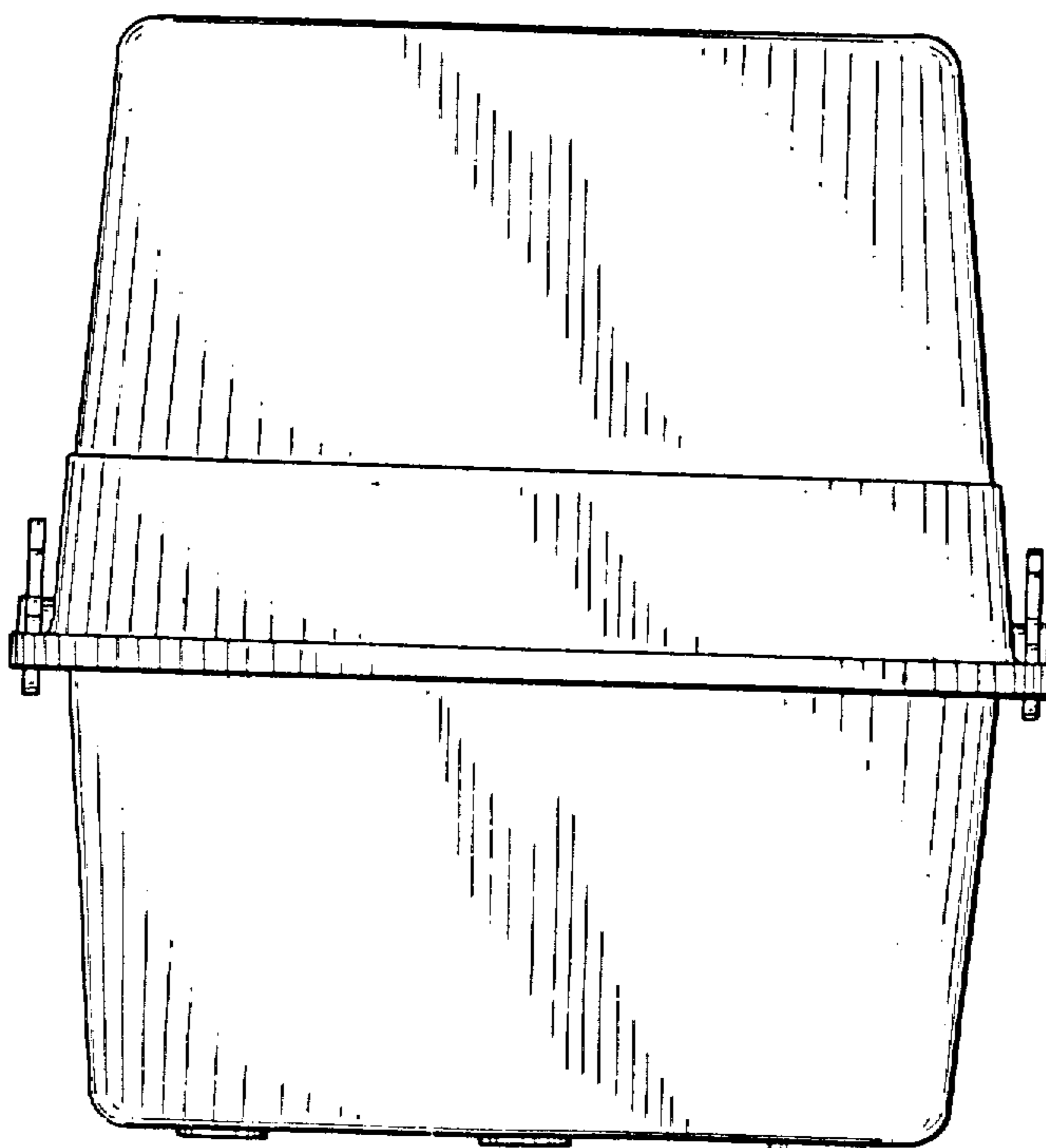


FIG. 6