

[54] PORTABLE FAN

[75] Inventors: Edward P. Cheslock, Lincoln University, Pa.; Ralph Zwakenberg, Claymont, Del.

[73] Assignee: Lasko Metal Products, Inc., West Chester, Pa.

[**] Term: 14 Years

[21] Appl. No.: 375,334

[22] Filed: Jul. 3, 1989

[52] U.S. Cl. D23/382

[58] Field of Search D23/378, 413, 411, 412, D23/370, 381, 382, 332; 248/126, 176, 183; 416/247 R, 246, 132 A

[56] References Cited

U.S. PATENT DOCUMENTS

D. 221,077 7/1971 Stut D23/382
4,836,751 6/1989 Liu 416/247 R

FOREIGN PATENT DOCUMENTS

113096 9/1981 Japan 416/132 A
135797 10/1981 Japan 416/247 R
190496 10/1984 Japan 416/247 R

OTHER PUBLICATIONS

Merchandising Week, 1/5/70, p. 38, Fans 40FAV and 40GAV.

Hardware Age, Mar. 1974, p. 26, Fans 2, 4 and 5, bot-

tom right, middle right, and bottom right sides of page, respectively.

Winnower Fan Co. advertising flyer, Mar. 24, 1986, desk Oscillator Fan, top right side of page.

Tatung Fan cat., p. 2, Oscillating Fans LC-16, LG-9, LE 7, LD-12, upper left and middle sides of page.

Grainger's Spring '86 catalog, p. 1281, Oscillating Circulator Fans, B and C, top middle and right sides of page, respectively, and p. 1300, Oscillating Circulators-Table, 1 and 2, top left and right sides of page respectively.

Sears Spring/Summer cat. 1980, p. 1200, Oscillating Fans 1, 2 and 3, upper left side of page.

Primary Examiner—James M. Gandy

Assistant Examiner—Lisa Lichtenstein

Attorney, Agent, or Firm—Z. T. Wobensmith, III

[57] CLAIM

The ornamental design for a portable fan as shown and described.

DESCRIPTION


FIG. 1 is a front elevational view of a portable fan showing our new design;

FIG. 2 is a rear elevational view thereof;

FIG. 3 is a top plan view thereof;

FIG. 4 is a bottom plan view thereof; and

FIG. 5 is a side elevational view thereof, the opposite side being substantially a mirror image of that shown.



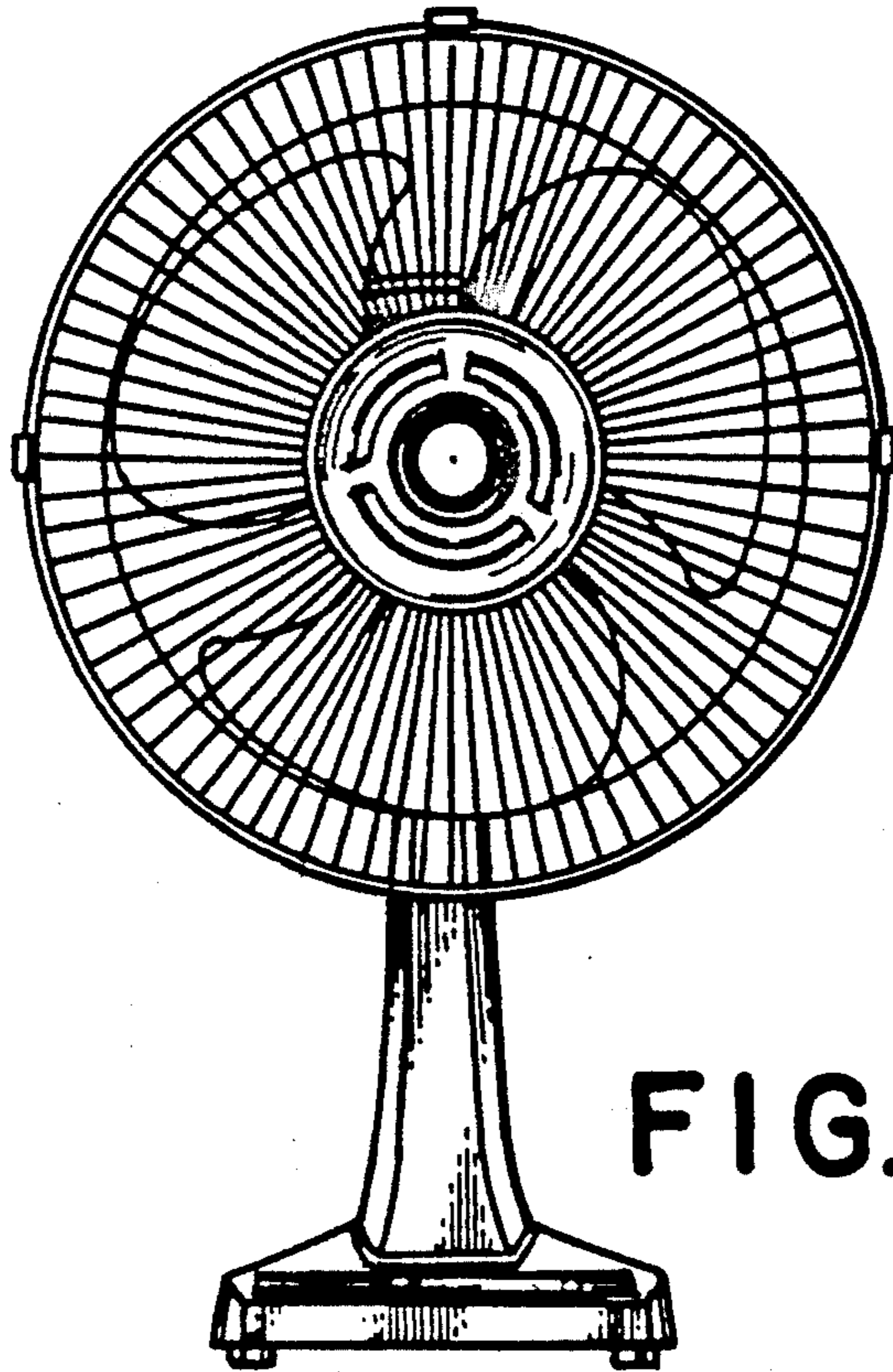


FIG. 1




FIG. 2

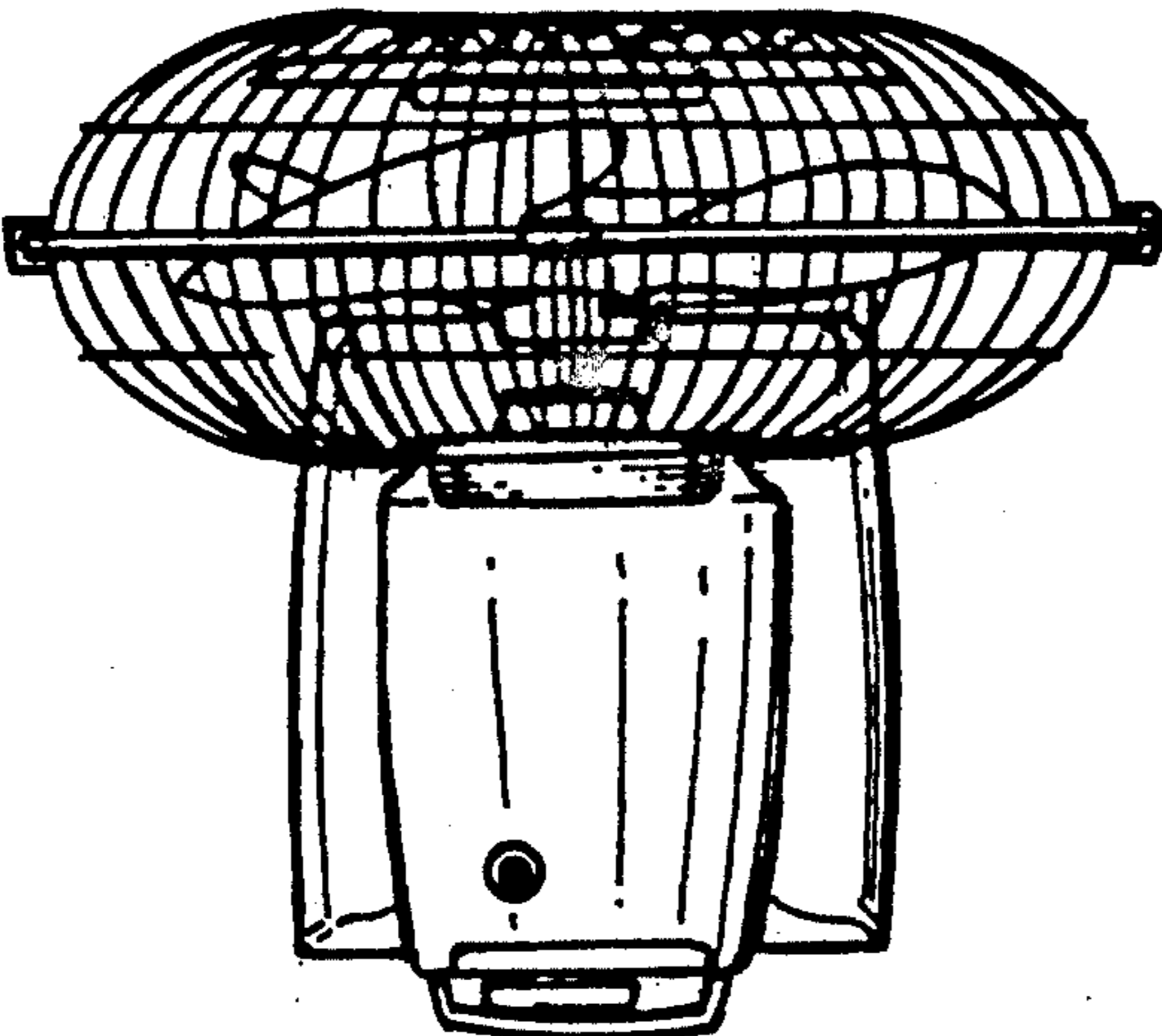


FIG. 3

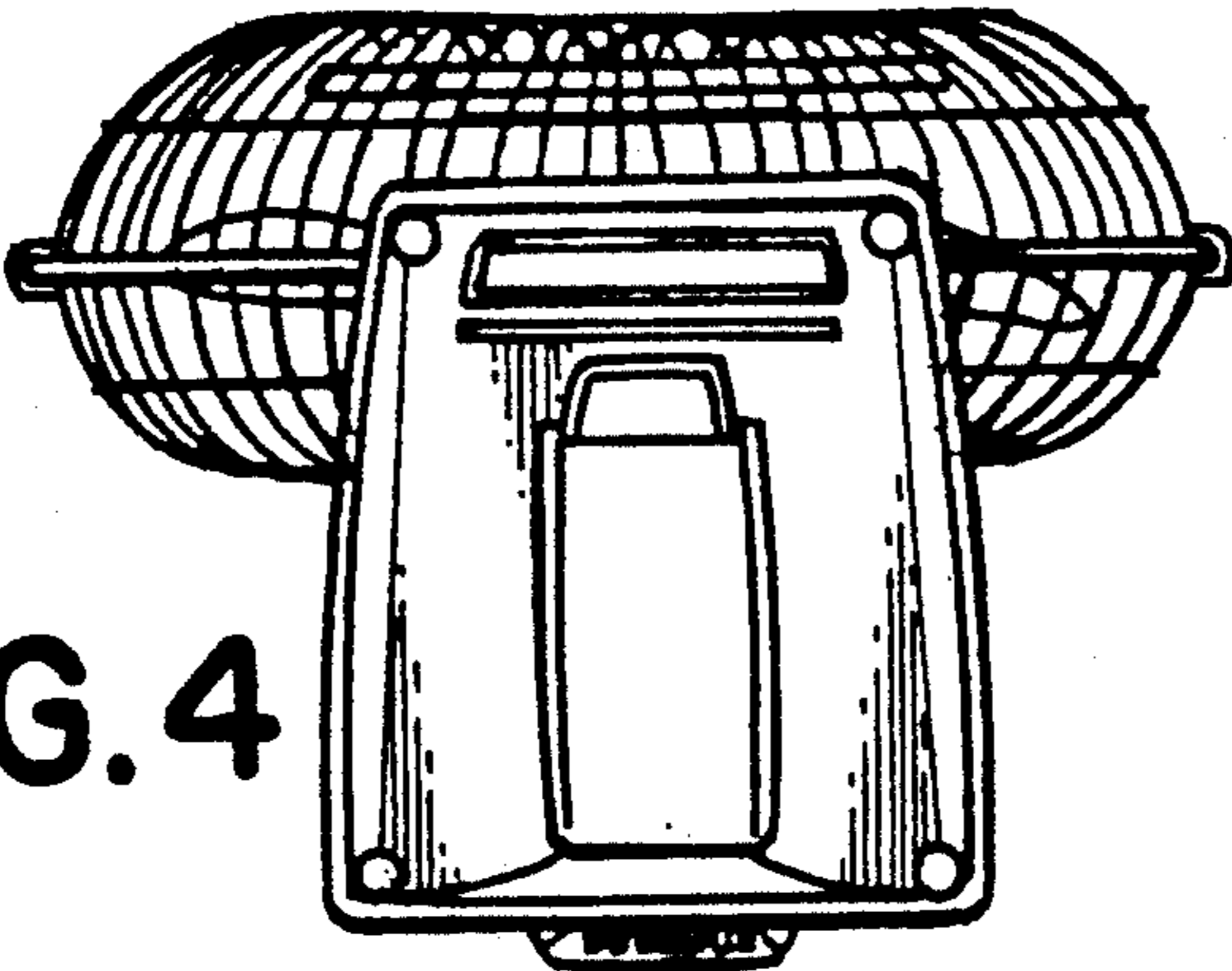


FIG. 4




FIG. 5