

[54] COMBINED BATHTUB AND SHOWER STALL

[75] Inventors: Todd D. Dannenberg, Sheboygan, Wis.; Keith L. Poulson, Canyon Country, Calif.

[73] Assignee: Kohler Co., Kohler, Wis.

[**] Term: 14 Years

[21] Appl. No.: 142,875

[22] Filed: Jan. 11, 1988

[52] U.S. Cl. D23/275

[58] Field of Search D23/270, 271, 275, 277-283, D23/303-307; D24/37, 38; 4/538, 539, 546, 552, 553, 557, 558, 571, 589, 590, 596, 599, 600, 610, 612; 160/186, 196.1

[56] References Cited

U.S. PATENT DOCUMENTS

D. 97,729	12/1935	Davoek	D23/277
D. 124,821	10/1941	Kohler	D23/277
D. 237,183	10/1975	Bonsack	D23/281
D. 276,362	11/1984	Griffiths	D23/281
1,664,491	4/1928	Siegel	4/557
1,844,988	2/1932	Steinkamp	4/590
1,940,514	12/1933	Steinkamp	4/590
2,198,605	4/1940	Faber	4/546 X
2,394,667	2/1946	Dailey	4/552
3,955,219	5/1976	Finch et al.	4/552
4,928,329	5/1990	Palmeri	4/552

OTHER PUBLICATIONS

British Catalogue of Plastics 1948, p. 88, top right item.
House & Home, Sep. 1956, p. 123, "Shower Stalls" item.

A two page undated Kermi ad for the "Isofalt" combination tub and shower doors (admitted prior art).

An undated ad for the "Comfort Corner" bathtub (admitted prior art).

A Teuco ad, undated, for two designs of corner bathtubs with shower enclosures (Exhibits 3a and 3b) (admitted prior art).

An undated ad for the "Duschwanne Model 701" corner shower stall (admitted prior art).

A three page undated Alsons ad for the "Aquasphere 360" shower enclosure (admitted prior art).

Primary Examiner—James R. Largen
Attorney, Agent, or Firm—Quarles & Brady

[57] CLAIM

The ornamental design for a combined bathtub and shower stall, as shown and described.

DESCRIPTION

FIG. 1 is a perspective view taken from the top and front of a combined bathtub and shower stall showing our new design;

FIG. 2 is another perspective view taken from the top, front and left side thereof;

FIG. 3 is a left side elevational view thereof;

FIG. 4 is a front side elevational view thereof;


FIG. 5 is a top plan view thereof;

FIG. 6 is a cross-sectional view taken on line 6—6 of FIG. 5 with only a portion of the shower enclosure shown;

FIG. 7 is a cross-sectional view taken on line 7—7 of FIG. 5 with only a portion of the shower enclosure shown; and

FIG. 8 is a top plan view of a second embodiment thereof.

The fragmentary broken line representations of whirlpool jet wells in FIGS. 2 and 5-8, of holes in FIGS. 1, 2, and 5-8, of door handles in FIGS. 1-4, and of walls in FIGS. 1 and 2 are for the purpose of illustration only and forms no part of the claimed design.






FIG. 1

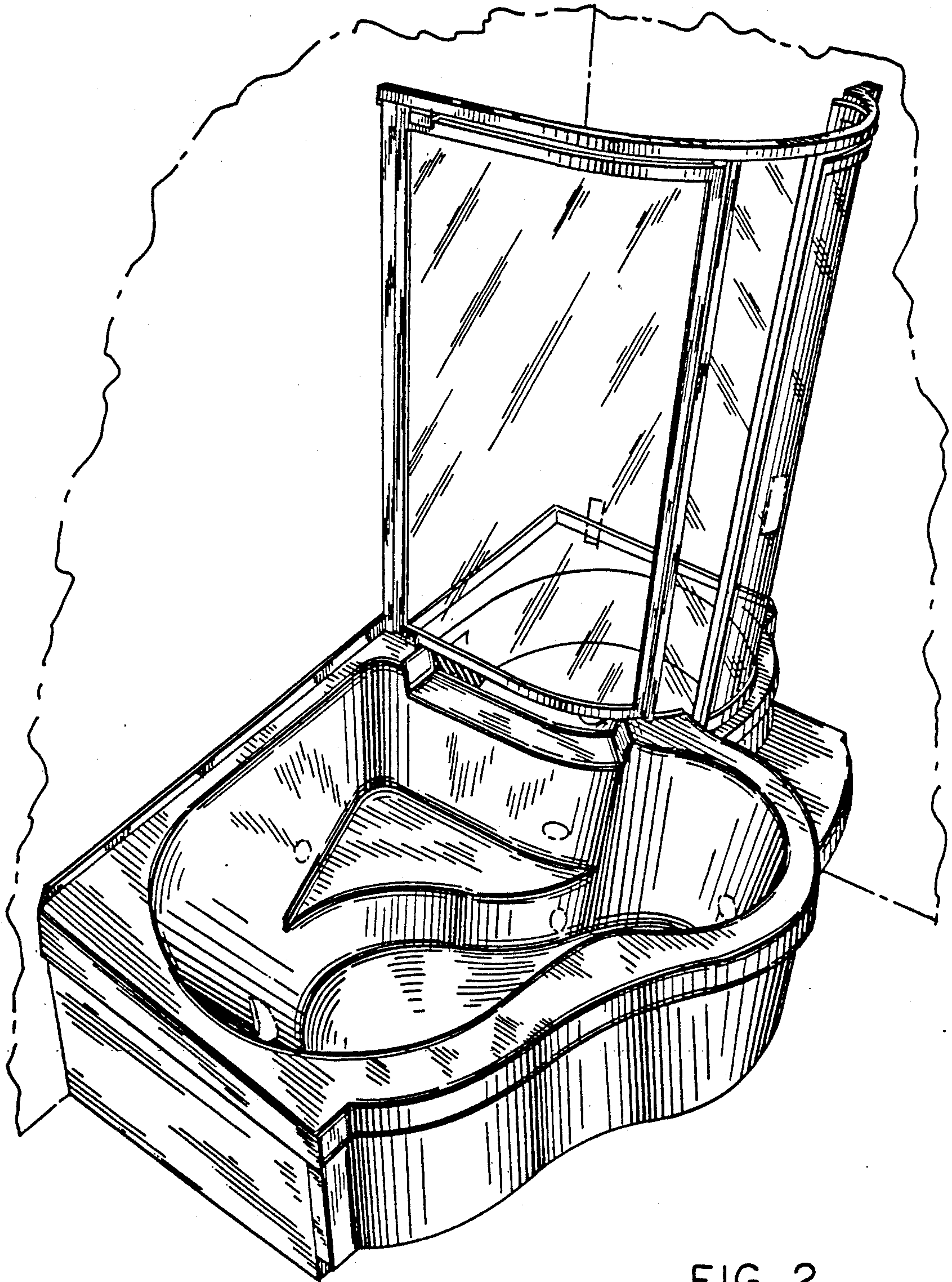


FIG. 2

FIG. 3

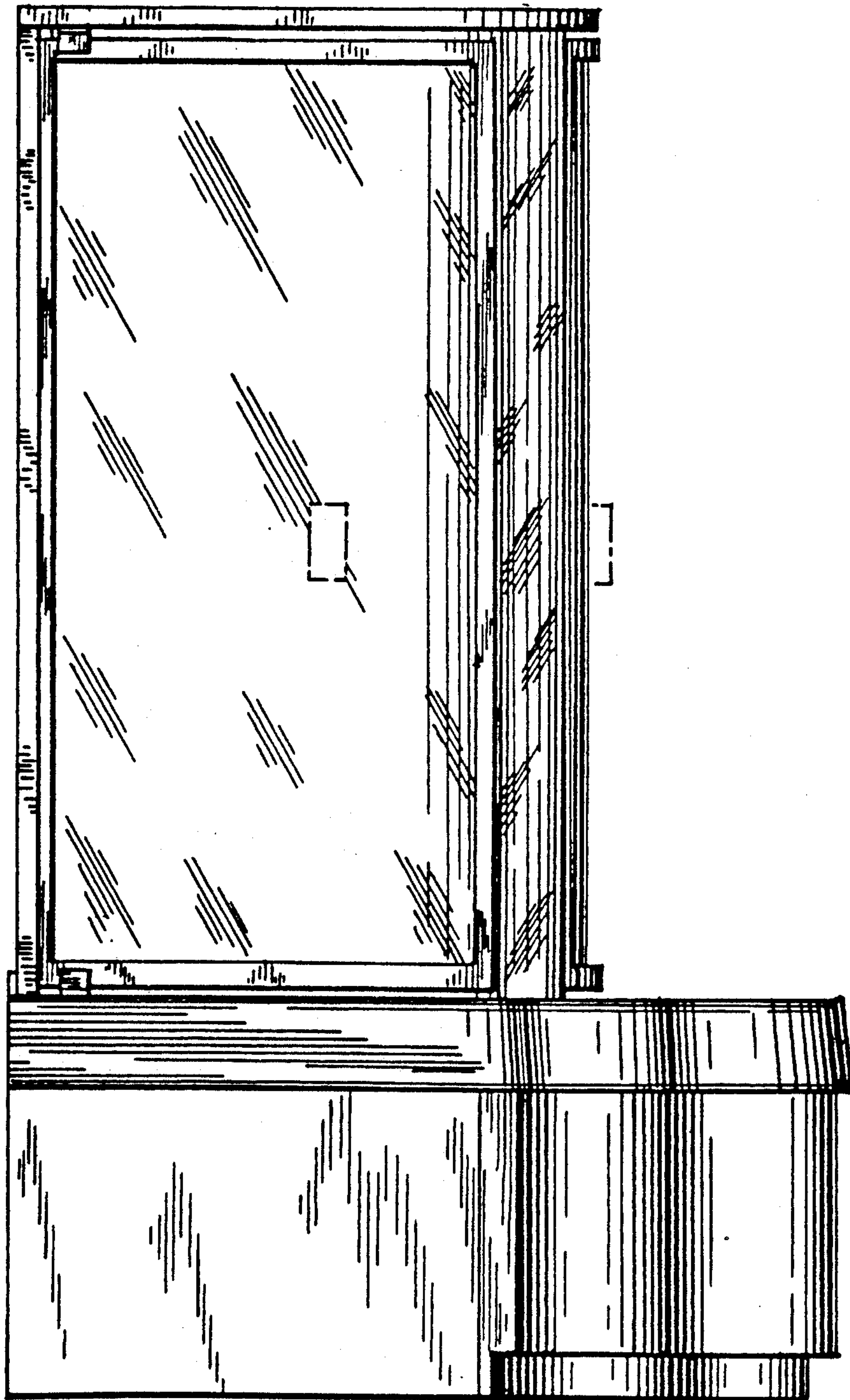
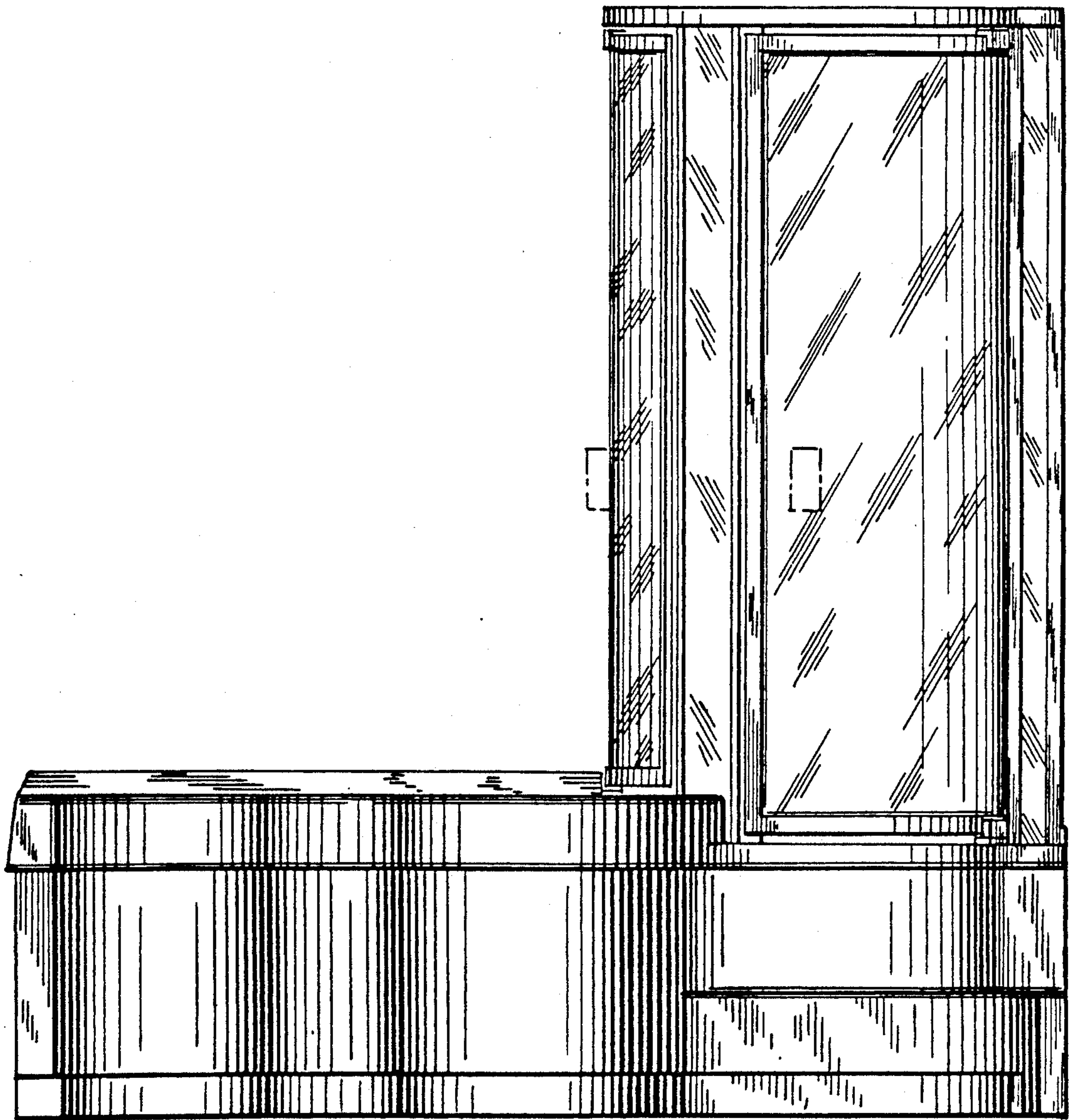

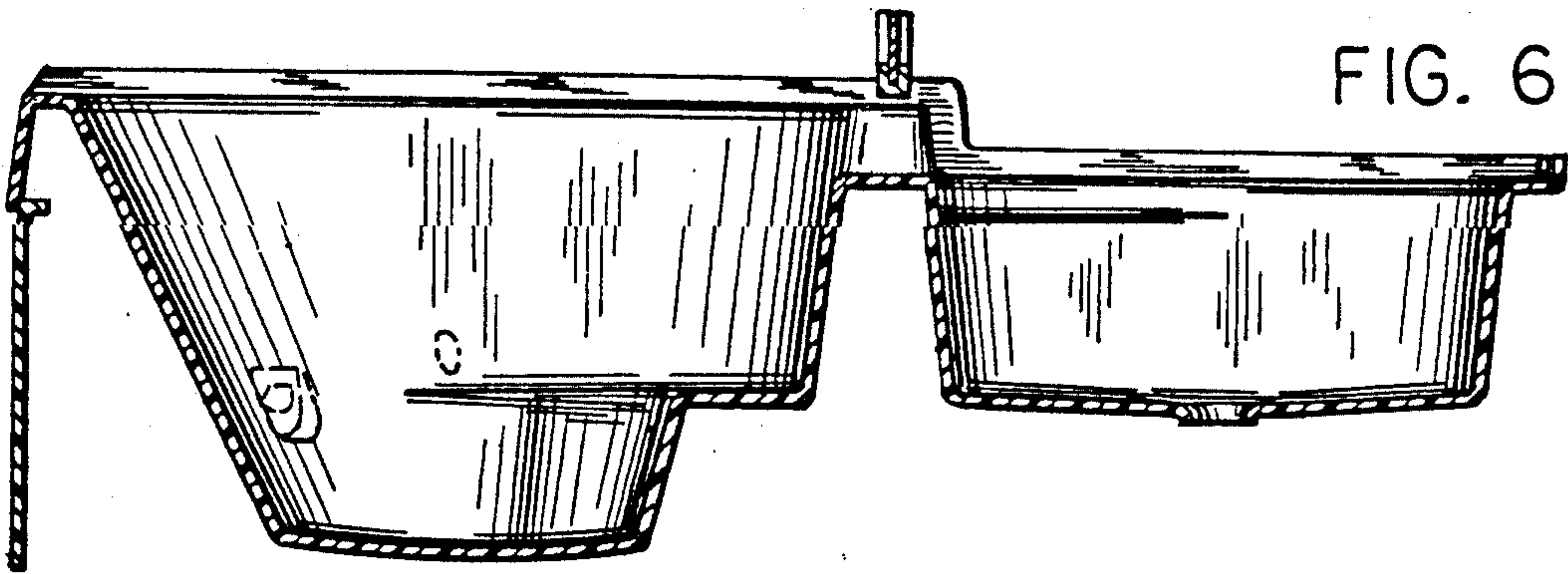
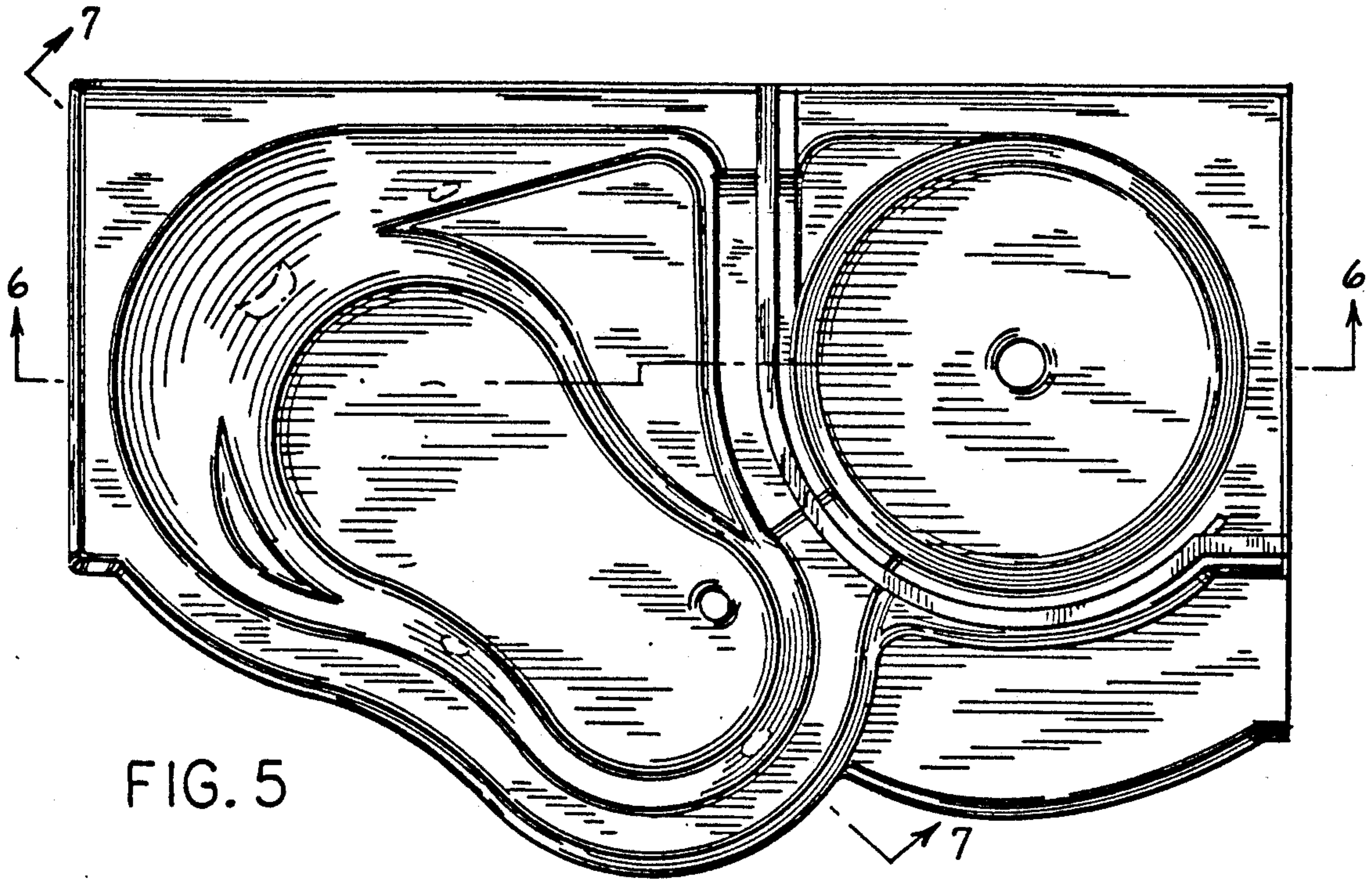


FIG. 4





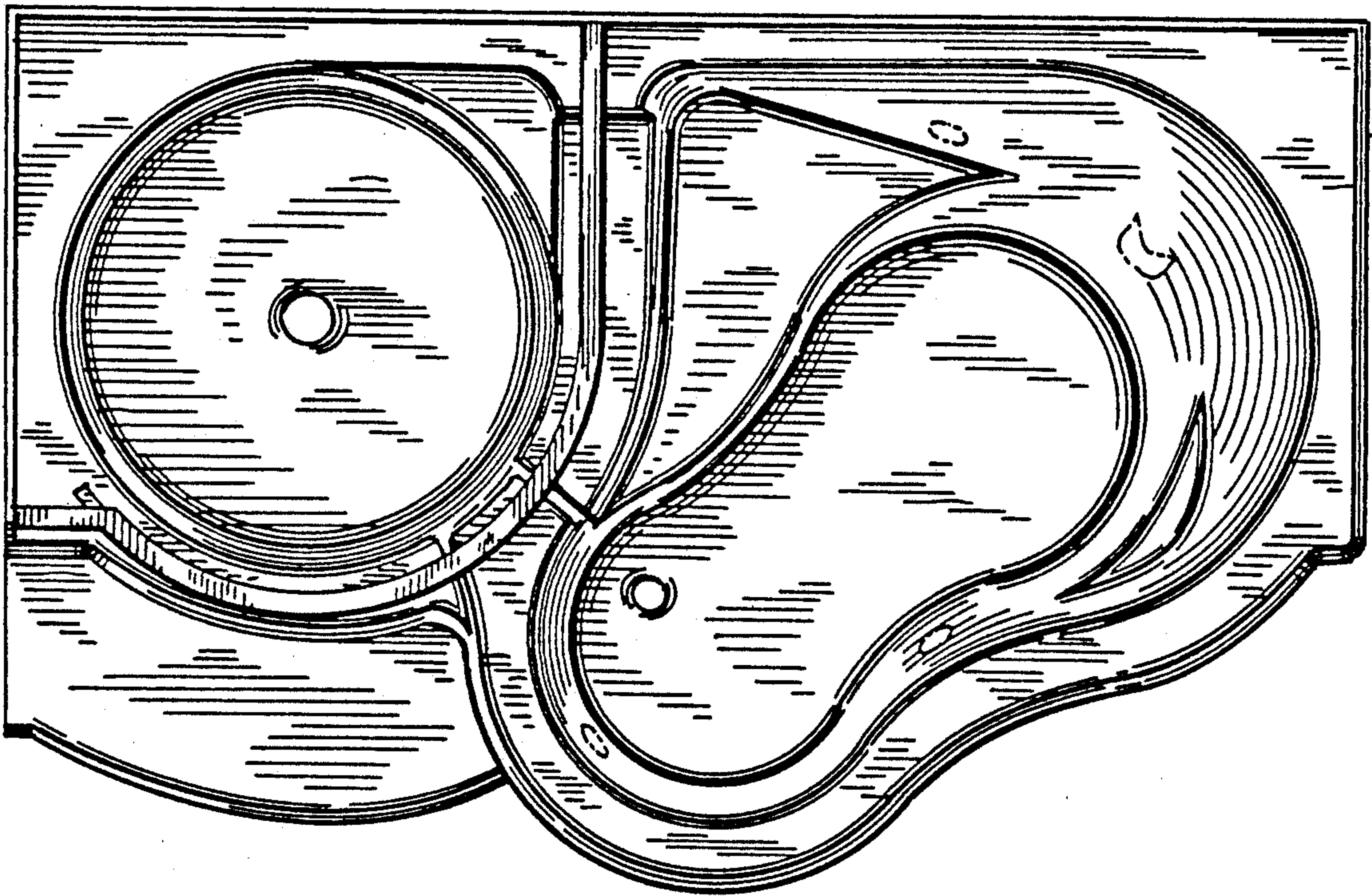


FIG. 8