

[54] **SUBSONIC AIRCRAFT**

[76] **Inventors:** Vladimir P. Babak, Mira Prospekt, 184-2-121, 129301, Moskva; Nikolai N. Venediktov, Svobody, ul, 97-126, 123481, Moskva; Mikhail V. Guschin, Karbycheva ul. 23-2-23, 143400, Krasnogorsk Moskovskoi obl.; Valery A. Ivanov, Litovsky bulvar, 46-1-89, 117588, Moskva; Jury V. Ivashchkin, Amurskaya ull, 21-1-23, 107241, Moskva; Igor B. Movchanovsky, Miklukho-Maklaya u., 18-1265, 117437, Moskva; Oleg S. Samoilovich, Argunovskaya ul, 6-162, 125319, Moskva; Leonid G. Chernov, Argunovskaya ull, 16-199, 129075, Moskva; Vyacheslav M. Lebdev, Konstantina Simonova ul., 124167, Moskva, all of U.S.S.R.

[**] **Term: 14 Years**

[21] **Appl. No.: 444,602**

[22] **Filed: Nov. 30, 1989**

[30] **Foreign Application Priority Data**

Jun. 5, 1989 [SU] U.S.S.R. 51431

[52] **U.S. Cl.** D12/342; D12/319

[58] **Field of Search** D12/319, 342, 343, 336, D12/331, 332; 244/15, 45 A, 12.5, 52

[56] **References Cited**

U.S. PATENT DOCUMENTS

D. 291,554 8/1987 Enav et al. D12/332
4,343,446 8/1982 Langley 244/15

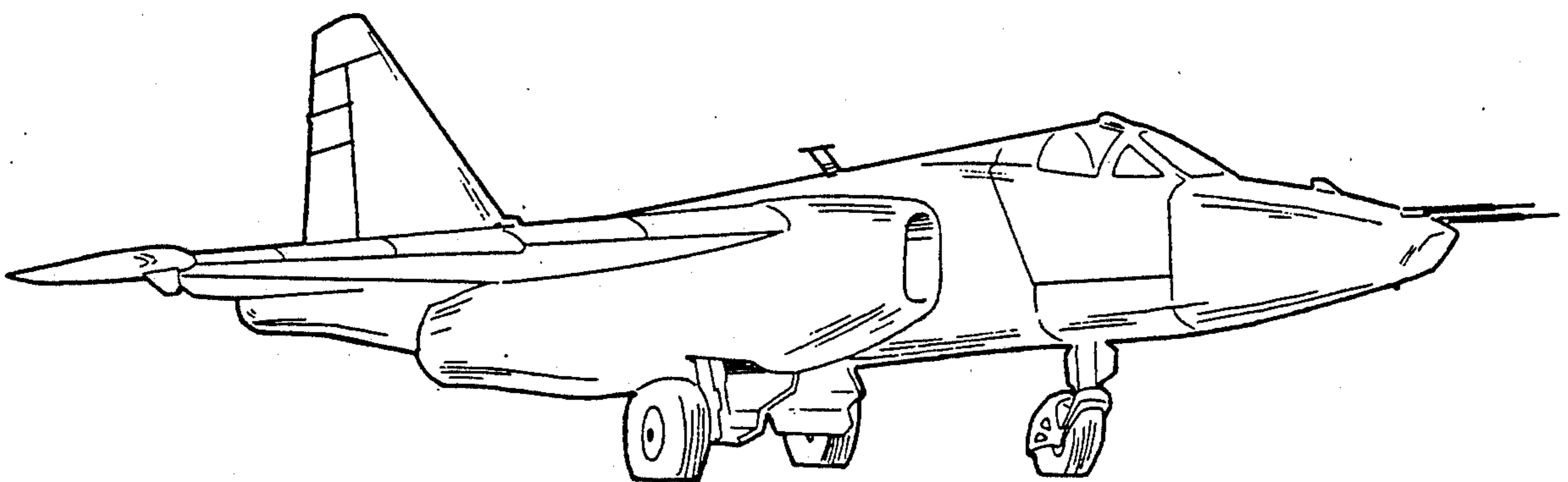
Primary Examiner—Kay H. Chin
Attorney, Agent, or Firm—Ladas & Parry

[57] **CLAIM**

The ornamental design for a subsonic aircraft, as shown and described.

DESCRIPTION

FIG. 1 is a front and side perspective view of a subsonic aircraft showing our new design; FIG. 2 is a front elevational view thereof; FIG. 3 is a rear elevational view thereof; FIG. 4 is a top plan view thereof; and FIG. 5 is a side elevational view thereof, the opposite side elevational view being a mirror image of that shown.



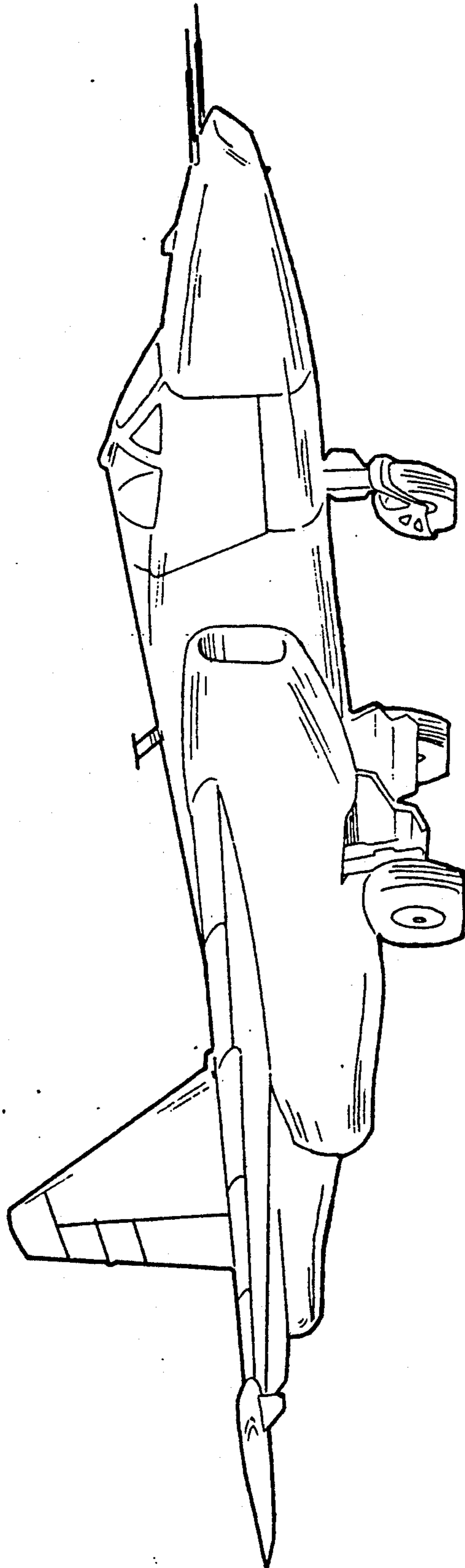


FIG. 1




FIG. 2

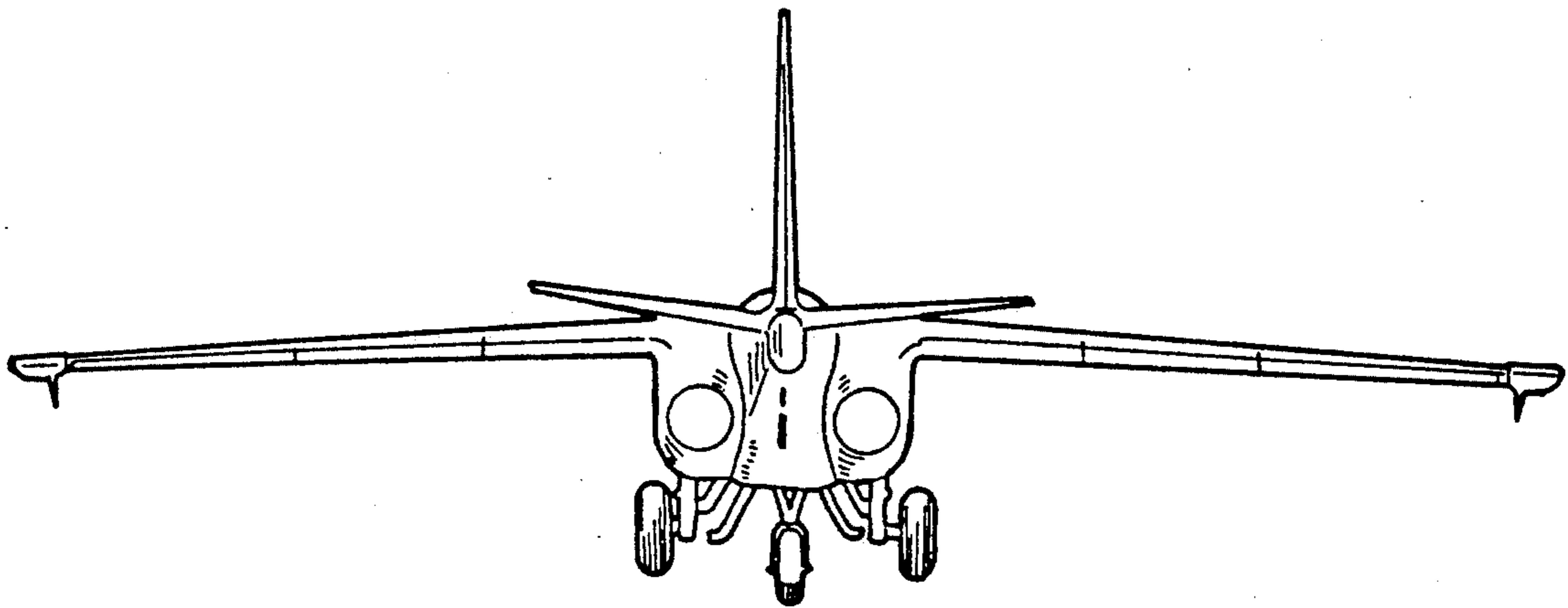


FIG. 3

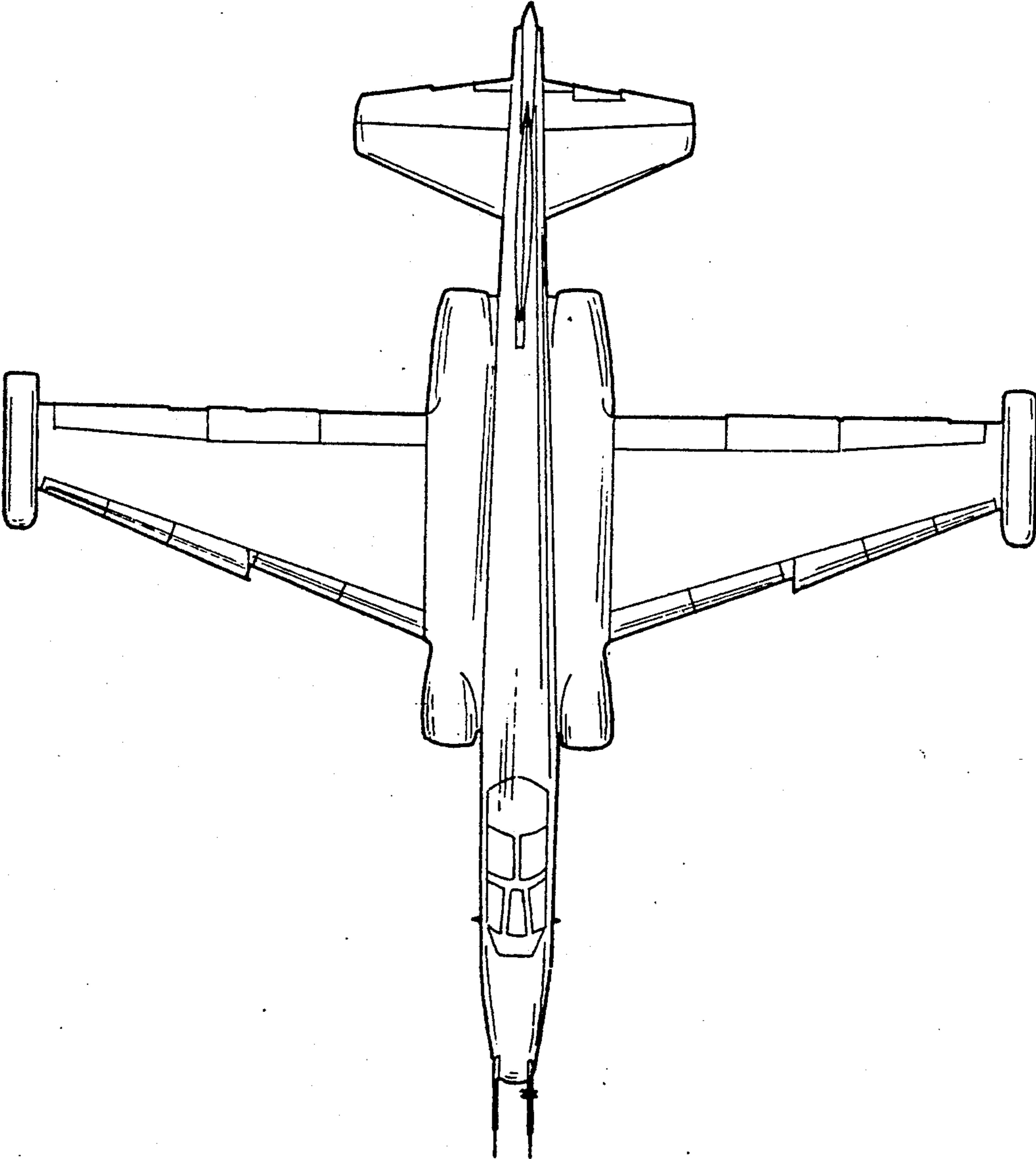


FIG. 4

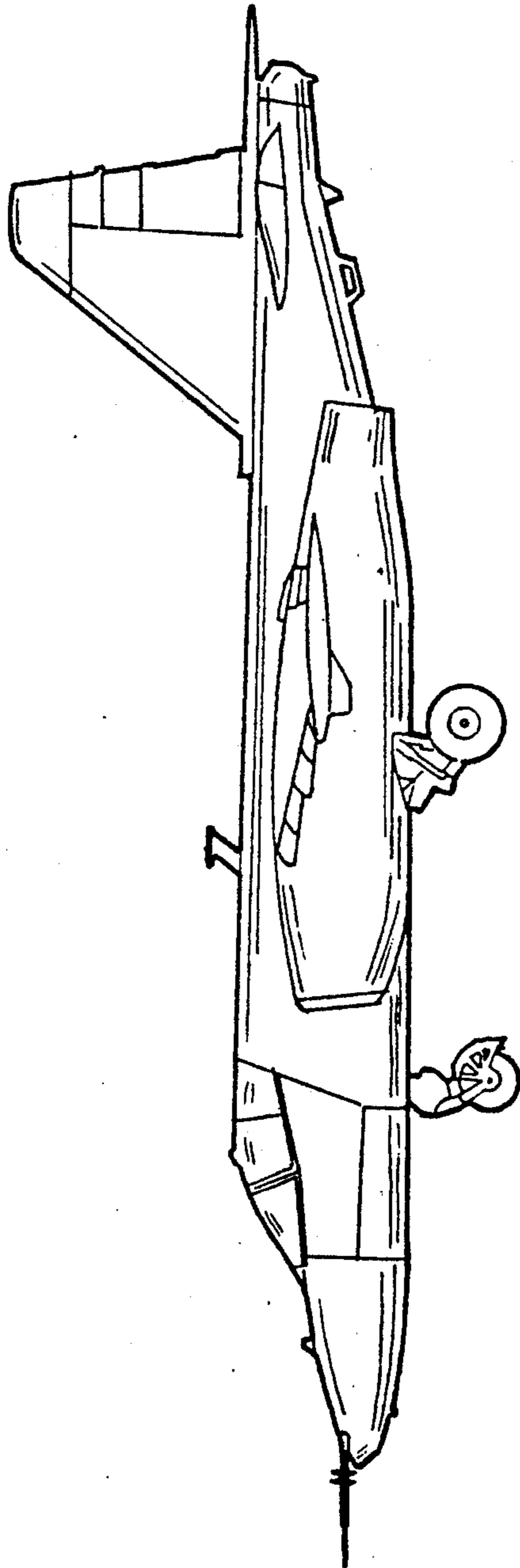


FIG. 5