

[54] **TIE RING**

[76] **Inventor: Robert L. Kruse, 4 Maple Tree Ct.,
Elmhurst, Ill. 60126**

[**] **Term: 14 Years**

[21] **Appl. No.: 172,346**

[22] **Filed: Mar. 24, 1988**

[52] **U.S. Cl. D11/202; D11/27**

[58] **Field of Search D11/4, 202-205,
D11/26-27, 42; D7/631-634; 63/2, 24; 2/152
R, 155, 156; D2/607, 609**

[56] **References Cited**

U.S. PATENT DOCUMENTS

56,359	10/1920	Hambaugh	D11/4
240,496	4/1881	Appel et al.	63/32
D. 250,580	12/1978	Hart	D11/42
D. 310,183	8/1990	Bulgari	D11/27
432,762	7/1890	O'Hara	63/24
4,164,058	8/1979	Barna	D7/633

FOREIGN PATENT DOCUMENTS

374142 6/1907 France 2/152 R

OTHER PUBLICATIONS

Goldschmied Zeitung, Mar. 1981, p. 47, Ring, middle left of page, vol. 79, Jan.-Jun. 1981.

Primary Examiner—Louis S. Zarfes

Assistant Examiner—R. T. Seifert

Attorney, Agent, or Firm—Allegretti & Witcoff, Ltd.

[57] **CLAIM**

The design for the tie ring, as shown and described.

DESCRIPTION

FIG. 1 is a front perspective view of a tie ring showing my new design, the broken line showing of environment is for illustrative purposes only and forms no part of the claimed design;

FIG. 2 is an enlarged top plan view, the opposite side being identical;

FIG. 3 is a front elevational view thereof;

FIG. 4 is a rear elevational view thereof; and

FIG. 5 is a side elevational view thereof.




FIG. 1




FIG. 2

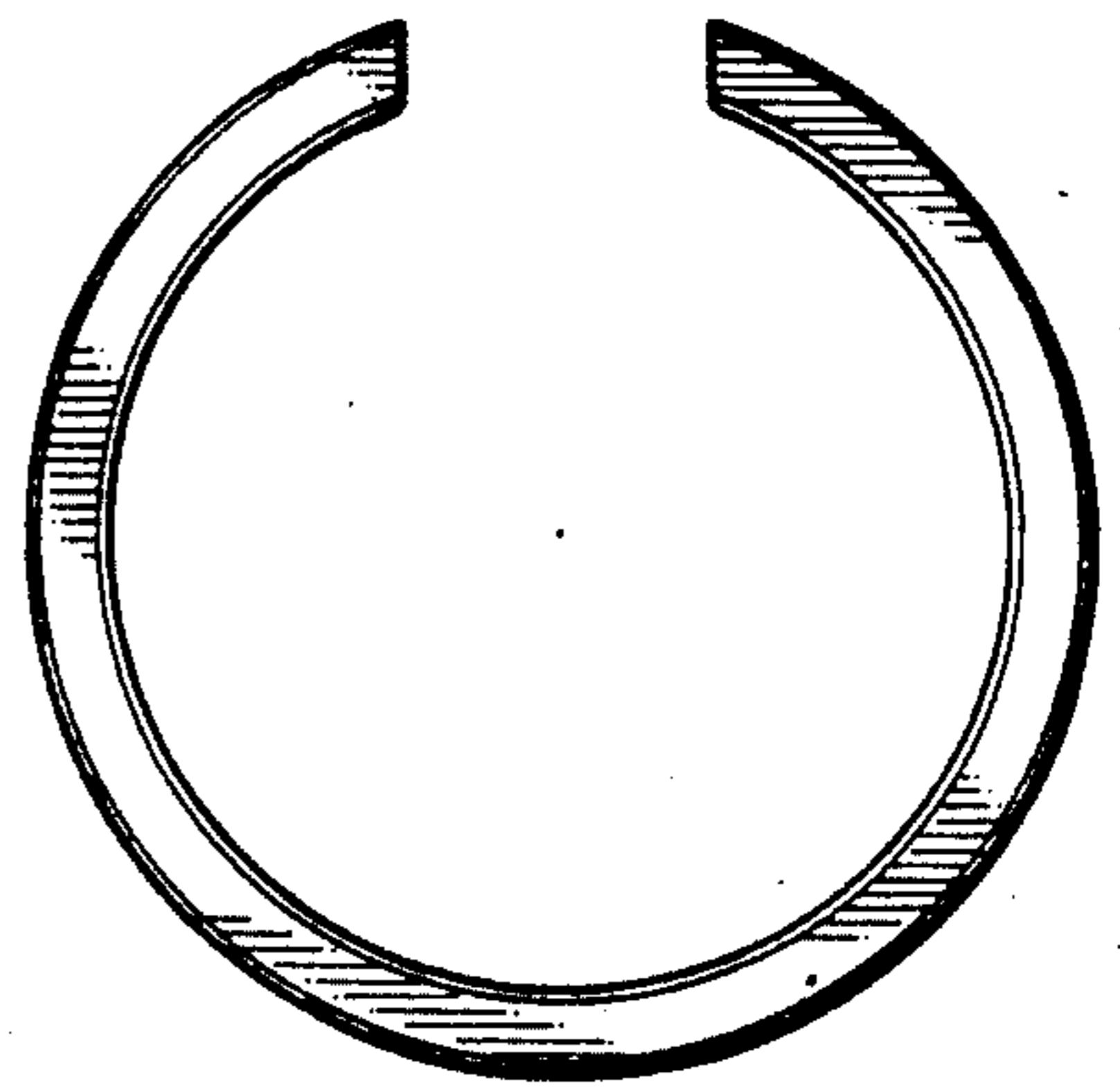


FIG. 3



FIG. 4




FIG. 5

