

United States Patent [19]

Burt

[11] Patent Number: Des. 319,029

[45] Date of Patent: ** Aug. 13, 1991

[54] **BREAKDOWN LEVEL**

[76] Inventor: **Charlie Burt**, 141 Bath St., Elyria, Ohio 44035

[**] Term: **14 Years**

[21] Appl. No.: **372,040**

[22] Filed: **Jun. 27, 1989**

[52] U.S. Cl. **D10/69**

[58] Field of Search **D10/65, 66, 67, 68, D10/69, 70, 71; 33/365, 366, 367, 368, 369, 370, 371, 372, 373, 374, 375, 376, 377, 378, 379, 380, 381, 382, 383, 384, 385, 386, 387, 388, 389, 451, 483, 484, 485, 486, 487, 488, 489, 490, 491, 492, 493, 494**

[56] **References Cited**

U.S. PATENT DOCUMENTS

716,001	12/1902	Desmarais	33/384
759,594	5/1904	Crawford	33/381
950,199	2/1910	Young	33/374
1,130,610	3/1915	Kane	33/376 X
1,132,318	3/1915	Feder	33/376 X
1,605,604	11/1926	Nerbon	D10/69 X
1,655,766	1/1928	Hilderbrant	33/376 X

2,720,709	10/1955	Stankawitz	D10/69 X
2,807,888	10/1957	Thomas	D10/69 X
2,833,054	5/1958	Wheeler	33/374
3,522,657	8/1970	Metrolus	D10/69 X
3,820,249	6/1974	Stone	33/382 X
4,590,680	5/1986	Hanchett et al.	D10/69 X

FOREIGN PATENT DOCUMENTS

175181	2/1917	Canada	33/374
--------	--------	--------	--------

Primary Examiner—Nelson C. Holtje
Assistant Examiner—Antoine D. Davis
Attorney, Agent, or Firm—Leon Gilden

[57] **CLAIM**

The ornamental design for a breakdown level, as shown and described.

DESCRIPTION

FIG. 1 is a right side elevational view of a level showing my new design;
FIG. 2 is a left side elevational view;
FIG. 3 is a front elevational view;
FIG. 4 is a rear elevational view;
FIG. 5 is a top plan view; and
FIG. 6 is a bottom plan view thereof.





Fig. 1



Fig. 2




Fig. 3



Fig. 4




Fig. 5




Fig. 6